

GENERAL PURPOSE ENGINE

GX240U1

PARTS CATALOGUE

1



GX240U1

FOREWORD INDEX

1

ENGINE GROUP

2

PART NUMBER INDEX

3

PART NAME INDEX

4

Instruction for use of parts catalogue

- **This parts catalogue was prepared based on the latest information available as of May 01, 2005.**
- See the parts catalogue news for any revision that is made after May 01, 2005.
- **Always specify the part number when ordering a part.**
- Check the model, type, serial numbers, color, maker, and the size as needed before ordering a part.
- Note that the illustrations (part drawings) can differ from the actual parts in shape. They are given just to help you to refer to the parts.
- **When modifications or additions to this parts catalogue are made, a revised edition will be issued at an appropriate time, with successively progressing revision numbers on the cover. We recommend obtaining such revisions in order to keep your parts catalogue up-to-date at all times. To check whether a parts catalogue revision has been issued, please contact your Honda distributor.**

Initial version issue date **May 01, 2005**
Honda Motor Co., Ltd.

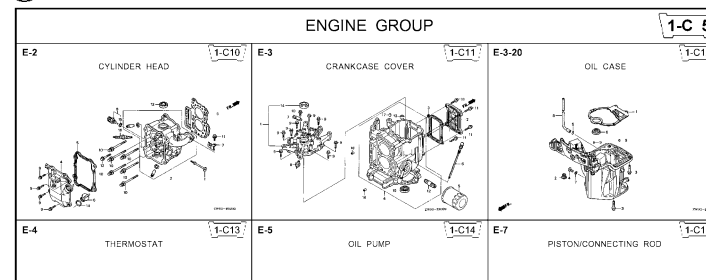
CONTENTS

	Page	Address No.	
● Instruction for use of parts catalogue	1	B 1	1
● How to refer to the part information	2	B 2	
● Part catalogue structure	3	B 3	
● When the parts were revised	4	B 4	
● Abbreviations used in the parts catalogue	4	B 4	
● How to check the part block and serial numbers	5	B 5	
● Models, parts catalogue codes and applicable serial numbers	6	B 6	
● Features of each type	9	B 9	
● Fuel hose, general purpose hoses and vinyl hose	14	B14	
● FLAT RATE SERVICE TIME	15	B15	
● Illustrated index	20	C 4	
● ENGINE GROUP	25	D 1	2
● PART NO. INDEX	81	H 1	3
● PART NAME INDEX	84	I 1	4



How to refer to the part information

A Reference with "Illustrated index"



B Reference with "Part number index"

PART NO. INDEX

Part Number	Address	Page	Rel.	Part Number	Address	Page
06000				15212-ZW9-000	1-C14	3C
06316-ZW9-000	1-G9	88	1	15220-ZW9-003	1-C14	3C
11000				15332-ZW9-000	1-E8	55
11300-ZW9-405	1-C11	27	1	15332-ZW9-A30	1-E11	5E
11300-ZW9-406	1-C11	27	1	15400-PFB-004	1-C11	27
11340-ZW9-000	1-C11	27	2	15422-ZW9-000	1-C14	3C
11342-ZW9-000	1-C11	27	3	15473-881-000	1-C14	3C
11381-ZW9-003	1-C12	28	1	15474-ZW9-000	1-C14	3C
				15611-921-000	1-C10	2E
				15655-ZW9-000	1-C11	27
				16000		
12000				16010-ZV4-005	1-D4	3E
12000-ZW9-405ZA	1-C11	27	4	16011-ZV4-005	1-D4	3E
12155-ZV4-A00	1-C13	29	1	16013-ZW9-003	1-D4	3E
12166-ZW9-000	1-C10	26	1	16016-ZW9-003	1-D4	3E
12209-GB4-681	1-C16	32	1	16016-ZW9-721	1-D4	3E
12210-ZW9-405ZA	1-C10	26	2	16023-ZW9-003	1-D4	3E
12216-ZE2-300	1-E8	55	1	16024-ZV4-650	1-D4	3E
	1-E11	58	1	16028-ZV4-650	1-D4	3E

C Reference with "Part name index"

PART NAME INDEX

Part name	Address	Page	Ref.
[A]			
ABSORBER , FUEL	1-E15	62	5
ARMATURE COMP.	1-D11	43	7
ARM COMP. , LINK JOINT	1-G6	85	18
ARM COMP. , SHIFT LINK	1-G6	85	14
ARM COMP. , TILT	1-F15	79	20
ARM , FUEL PUMP ROCKER	1-C16	32	4
ARM , REVERSE LOCK	1-F15	79	18
ARM , SHIFT LINK	1-F11	74	7
ARM , STOPPER	1-D1	33	12
ARM , THROTTLE REMOTE	1-F11	74	6
ARM , VALVE ROCKER	1-C16	32	3
[B]			
BAG , TOOL , 160MM	1-G5	84	10
BAND	1-G6	86	37
BAND B1 , WIRE	1-F6	69	1
BAND , CORD	1-F3	67	18
BAND , TUBE CLIP , 11MM	1-E15	63	20
BAND , TUBE CLIP , 12.5MM	1-E15	63	19

Address No. 1-C10

E-2 CYLINDER HEAD

Block No.

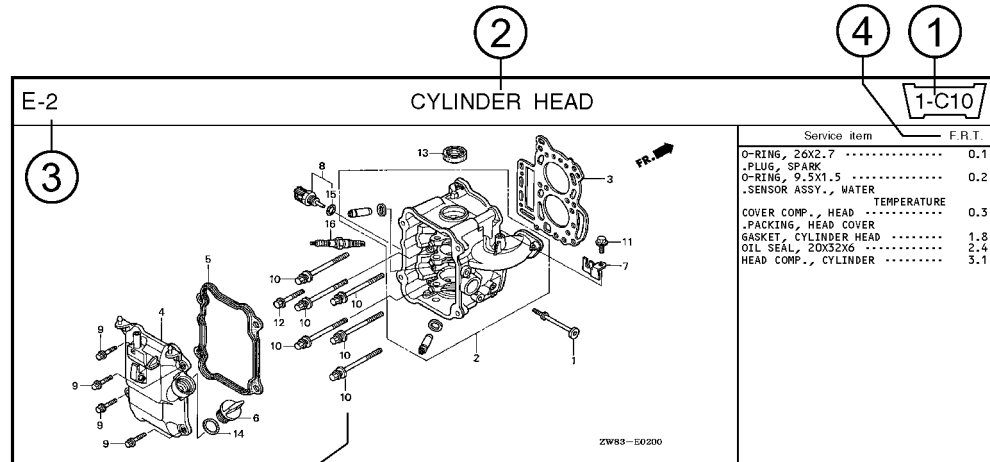
Ref No.

Ref. No.	Part No.	Description	Reqd. QTY						Serial No.	Parts catalogue code
			99D1	99D1	10D1	10D1	10B1	10B1		
1	12166-ZW9-000	STOPPER, ENGINE SIDE	2	2	2	2	2	2		
2	12210-ZW9-000ZA	HEAD COMP., CYLINDER	1	1	1	1	1	1		
3	12251-ZW9-003	GASKET, CYLINDER HEAD	1	1	1	1	1	1		
4	12310-ZW9-000	COVER COMP., HEAD	1	1	1	1	1	1		
5	12312-ZW9-000	PACKING, HEAD COVER	1	1	1	1	1	1		
6	15611-921-000	CAP, OIL (NO GAUGE)	1	1	1	1	1	1		
7	16617-ZW9-000	HOLDER, CABLE	1	1	1	1	1	1	SC,SG	
	16617-ZW9-010		1	1	1	1	1	1	1001800 LHC,LHD	
			1	1	1	1	1	1	1001801 LHC,LHD	
8	35673-ZW5-003	SENSOR ASSY., WATER	1	1	1	1	1	1		
9	90003-ZW9-000	BOLT, FLANGE, 6X22	4	4	4	4	4	4		
10	90007-ZW9-003	BOLT, FLANGE, 8X83	6	6	6	6	6	6		
11	90011-ZW9-000	BOLT, FLANGE, 6X14 (CT200)	1	1	1	1	1	1		
12	90020-ZW9-000	BOLT, FLANGE, 8X40	2	2	2	2	2	2		
13	91202-KJ9-003	OIL SEAL, 20X32X6	1	1	1	1	1	1		
14	91301-805-000	O-RING, 26X2.7	1	1	1	1	1	1		
15	91307-PK2-005	O-RING, 9.5X1.5 (HONDA KIKAKI)	1	1	1	1	1	1		
16	98059-55916	PLUG, SPARK (CR5EH-9)	2	2	2	2	2	2		
	98059-55926	PLUG, SPARK (U16FER9)	2	2	2	2	2	2		

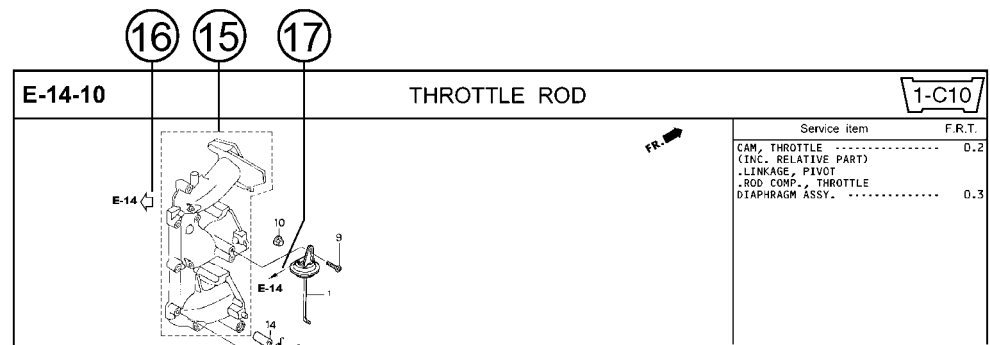
Page No.

2000.09.20 E

Part catalogue structure

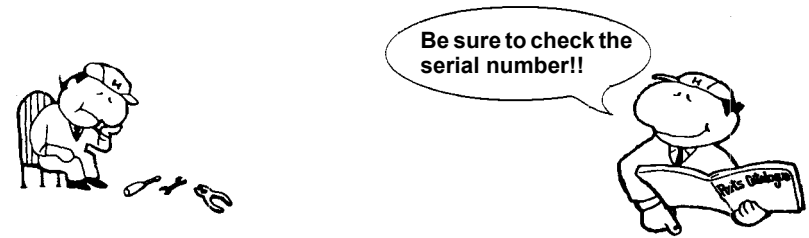


Ref. No.	Part No.	Description	Reqd. QTY						Serial No.	Parts catalogue code
			BF 9/901	BFP 9/901	BF 1001	BFP 1001	BF 1081	BFP 1081		
1	12166-zw9-000	STOPPER, ENGINE SIDE	2	2	2	2	2	2		
2	12210-zw9-000ZA	HEAD COMP., CYLINDER *NH8* DARK GRAY	1	1	1	1	1	1		
3	12251-zw9-003	GASKET, CYLINDER HEAD	1	1	1	1	1	1		
4	12310-zw9-000	COVER COMP., HEAD	1	1	1	1	1	1		
5	12312-zw9-000	PACKING, HEAD COVER	1	1	1	1	1	1		
6	15611-921-000	CAP, OIL (NO GAUGE)	1	1	1	1	1	1		
7	16617-zw9-000	HOLDER, CABLE	1	1	1	1	1	1	SC,S6	
	16617-zw9-010		1	1	1	1	1	1	1001800 LHC,LHD	



- ① **Address number**
 - Address No. is provided (in place of the page No.) to help you refer to the part with the part No. or part name.
- ② **Block title** ③ **Block number**
- ④ **Service item/Flat rate time**
- ⑤ **Reference number**
 - Title number marked with the parenthesis or parentheses indicates that it continues from the previous page.
- ⑥ **Part number** ⑦ **Honda color code**
- ⑧ **Description**
- ⑨ **Assemblies**
 - Sections framed with broken lines in the exploded view drawings are available as complete assemblies. (Their individual parts can also be obtained.)
- ⑩ **Color description**
- ⑪ **Note**
 - Notes are shown with the parentheses in the part name column.
- ⑫ **Required quantity**
 - Required QTY shown in the parenthesis or parentheses indicates the optional part.
 - Required QTY marked with "N" Indicates the optional part that should be selected as needed.
 - Required QTY indicates the number of the part used in the block.
- ⑬ **Serial number**
- ⑭ **Type**
 - When the type column is blank, it indicates that the part is applicable to all types.
 - As the type of the actual unit may differ from the "parts catalogue, type" please refer to "Models, types and applicable serial numbers" for confirmation.
- ⑮ **[Dotted box]**
 - Parts enclosed within a dotted line [] are covered in a different block.
- ⑯ **[Hollow arrow]**
 - A hollow arrow [] indicates the block No. for the parts enclosed within a dotted line [] .
- ⑰ **[Solid arrow]**
 - A solid arrow [] indicates the block No. the part in question is connected to.

When the parts were revised



Ref. No.	Part No.	Description	Reqd. QTY						Serial No.
			BF 99D1	BFP 9.9D1	BF 10D1	BFP 10D1	BF 10B1	BFP 10B1	
1	12166-ZW9-000	STOPPER, ENGINE SIDE	2	2	2	2	2	2	
2	12210-ZW9-000ZA	HEAD COMP., CYLINDER *NH8*.....DARK GRAY	1	1	1	1	1	1	
3	12251-ZW9-003	GASKET, CYLINDER HEAD	1	1	1	1	1	1	
4	12310-ZW9-000	COVER COMP., HEAD	1	1	1	1	1	1	
5	12312-ZW9-000	PACKING, HEAD COVER	1	1	1	1	1	1	
6	15611-921-000	CAP, OIL (NO GAUGE)	1	1	1	1	1	1	
7	16617-ZW9-000	HOLDER, CABLE (###).....	1	1	1	1	1	1	
	16617-ZW9-010	1	1	1	1	1	1	

The number has been used from the initial model without revision. When shown at the left side, it is applicable to the models of No.1001801 and the subsequent numbers. When shown at the right side, it is applicable to the models up to No.1001800.

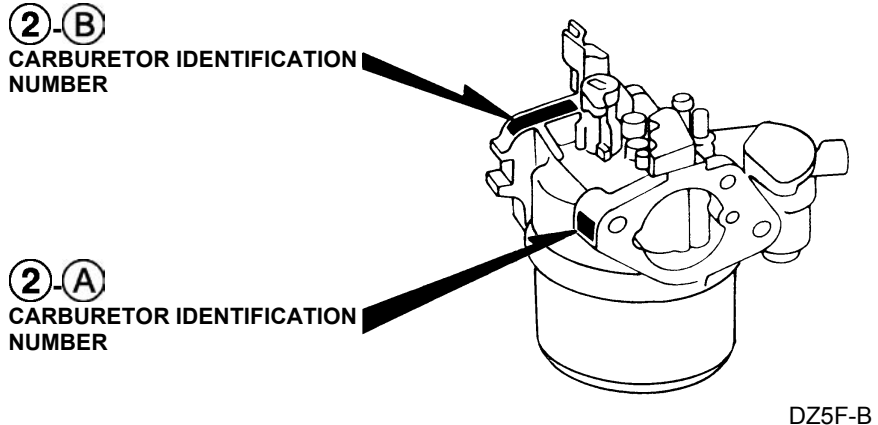
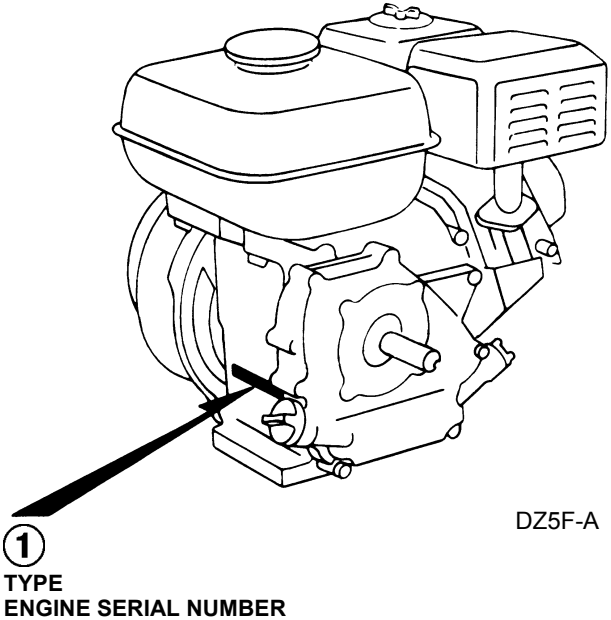
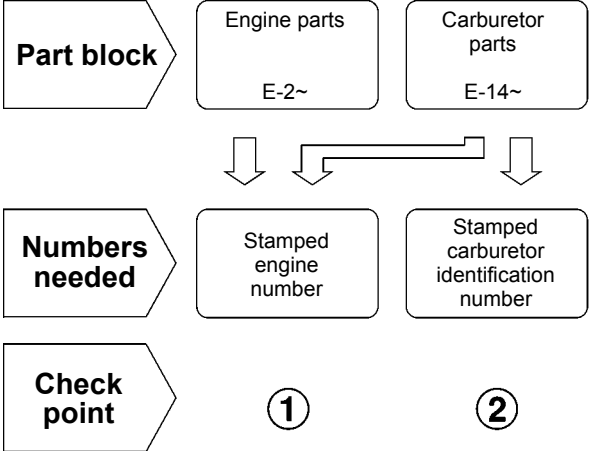
• The parts listed with "###" at the end of the parts name have limited supply period (parts not for sale).

Abbreviations used in the parts catalogue

• The following abbreviations are used in the parts name column.

- A Ampere
- A.C. Alternating current
- ASSY. Assembly
- AT. Automatic transmission
- C.D.I. Capacitive discharge ignition
- COMP. ... Complete
- D.C. Direct current
- EX. Exhaust
- G.F.C.I ... Ground fault circuit interruptor
- HEX. Hexagonal
- H.S.T. Hydrostatic transmission
- FR.Front
- IN.Inlet
- L (100L) .Link (100 Links)
- L.Left
- MMMillimeter
- MT.Manual Transmission
- P.T.O.Power take off
- R.Right
- RR.Rear
- STD.Standard
- T (22T) ...Tooth (22 Teeth)
- VVolt
- WWatt

How to check the part block and serial numbers



Models, parts catalogue codes and applicable serial numbers

- Models, parts catalogue codes and applicable serial Nos. given in this parts catalogue can be identified as follows.

Model	Type	Parts catalogue type	Applicable engine serial No.	Applicable carburetor identification No.
GX240U1	EDN2	EDN2	GCAKK-1000001~	BE72C B
	EDS2	EDS2		
	EDS6	EDS6		
	EDT6	EDT6		
	ED2	ED2		
	EN2	EN2		
	HA2	HA2		BE70B B
	HHQ4	HHQ4		
	HXQ4	HXQ4		
	LHE4	LHE4		
	LXQ4	LXQ4		
	LX2	LX2		
	PA2	PA2		
	PMT2	PMT2		
	QAB2	QAB2		
	QAE2	QAE2		
	QAG	QAG		
	QAG2	QAG2		
QAR2	QAR2			
QA2	QA2			

Model	Type	Parts catalogue type	Applicable engine serial No.	Applicable carburetor identification No.
GX240U1	QC12	QC12	GCAKK-1000001~	BE70B B
	QE	QE		BE15G C
	QHB2	QHB2		BE70B B
	QHQ4	QHQ4		
	QTC2	QTC2		
	QXB7	QXB7		BE70A B
	QXC9	QXC9		
	QXE4	QXE4		
	QXQ4	QXQ4		BE70B B
	QXU	QXU		
	RA2	RA2		
	RHQ4	RHQ4		
	RTB2	RTB2		
	RXQ4	RXQ4		
	SE	SE		BE15G C
	SMX2	SMX2		BE70B B
	SXE4	SXE4		
	SXQ4	SXQ4		
SXU	SXU			
VA2	VA2			

Model	Type	Parts catalogue type	Applicable engine serial No.	Applicable carburetor identification No.
GX240U1	VDG2	VDG2	GCAKK-1000001~	BE70B B
	VH12	VH12		
	VTA2	VTA2		
	VWC2	VWC2		
	VXB7	VXB7		
	VXQ4	VXQ4		
	VXQ7	VXQ7		
	VXU1	VXU1		
	VX2	VX2		
	WKD6	WKD6		
	WKT2	WKT2		
	WKT4	WKT4		

* Of carburetor identification numbers, only the portions underlined in the example below are used for registration.

BE 72C B KC ナ
 (A) (B)

Features of each type

• See the following table for the features of each type.

Specifications		Model	GX240U1										
		Type	EDN2	EDS2	EDS6	EDT6	ED2	EN2	HA2	HHQ4	HXQ4	LHE4	LXQ4
Crankshaft	25mm Ø Straight												
	25.4mm Ø Straight												
	20mm Ø Spline							●	●	●	●	●	
	M20 Stepped thread												
	1" Thread												
	1/5" Tapered	●	●	●	●	●	●						
	3/16" Tapered												
Coil	Lamp coil (12V-25W)	●					●	●					
	Lamp coil (12V-50W)												
	Charge coil (1A)		●	●							●		
	Charge coil (3A)												
	Charge coil (12V/18A)												
Reduction								●	●	●	●	●	
Starter motor			●	●							●		

Specifications		Model	GX240U1										
		Type	LX2	PA2	PMT2	QAB2	QAE2	QAG	QAG2	QAR2	QA2	QC12	QE
Crankshaft	25mm Ø Straight												
	25.4mm Ø Straight				●	●	●	●	●	●	●	●	●
	20mm Ø Spline	●											
	M20 Stepped thread												
	1" Thread		●	●									
	1/5" Tapered												
	3/16" Tapered												
Coil	Lamp coil (12V-25W)												
	Lamp coil (12V-50W)							●					
	Charge coil (1A)												
	Charge coil (3A)					●							
	Charge coil (12V/18A)								●				
Reduction		●											
Starter motor						●			●				

Specifications		Model	GX240U1										
		Type	QHB2	QH4	QTC2	QXB7	QXC9	QXE4	QXQ4	QXU	RA2	RHQ4	RTB2
Crankshaft	25mm Ø Straight										●	●	●
	25.4mm Ø Straight	●	●	●	●	●	●	●	●				
	20mm Ø Spline												
	M20 Stepped thread												
	1" Thread												
	1/5" Tapered												
	3/16" Tapered												
Coil	Lamp coil (12V-25W)												
	Lamp coil (12V-50W)												
	Charge coil (1A)						●						
	Charge coil (3A)												
	Charge coil (12V/18A)												
Reduction										●	●	●	
Starter motor							●						

Specifications		Model	GX240U1										
		Type	RXQ4	SE	SMX2	SXE4	SXQ4	SXU	VA2	VDG2	VH12	VTA2	VWC2
Crankshaft	25mm Ø Straight		●	●	●	●	●	●					
	25.4mm Ø Straight												
	20mm Ø Spline												
	M20 Stepped thread												
	1" Thread												
	1/5" Tapered												
	3/16" Tapered								●	●	●	●	●
Coil	Lamp coil (12V-25W)												
	Lamp coil (12V-50W)												
	Charge coil (1A)				●								
	Charge coil (3A)												
	Charge coil (12V/18A)												
Reduction			●										
Starter motor					●								

Specifications		Model	GX240U1							
		Type	VXB7	VXQ4	VXQ7	VXU1	VX2	WKD6	WKT2	WKT4
Crankshaft	25mm Ø Straight									
	25.4mm Ø Straight									
	20mm Ø Spline									
	M20 Stepped thread						●	●	●	
	1" Thread									
	1/5" Tapered									
	3/16" Tapered	●	●	●	●	●				
Coil	Lamp coil (12V-25W)									
	Lamp coil (12V-50W)									
	Charge coil (1A)									
	Charge coil (3A)									
	Charge coil (12V/18A)									
Reduction										
Starter motor										

Fuel hose, general purpose hoses and vinyl hose

- The standard part fuel hose, general purpose hose and vinyl hose may be substituted by the coiled bulk part.
- When ordering the standard part fuel hose, general purpose hose and vinyl hose use the bulk part number written in the parts catalog in brackets () underneath the part name.
- When exchanging the hose, cut and use at the specified length as mentioned in the part name.
(For the method of cutting the bulk part, and method of filling out orders etc., please refer to the instructions issued with the bulk part.)

Bulk part number of fuel hose, general purpose hose and vinyl hose.

Example: 9 5 0 0 1 - 7 5 0 0 1 - 5 0 M

Bulk part number:
Refers to the bulk part.

Marking code (fuel hose and general purpose hose)

Change code (Vinyl hose)

Indicates number mark or change sequence, however, the code for the bulk part must be strictly 0 (zero).

Types of code:

- | | | | | | |
|-------------|--|----------------|--|--------------|---|
| • Fuel hose | 2: Red outside braid
(3 mm inside dia. only) | • General hose | 1: Ash gray
2: Ash gray
3: Black
5: Black | • Vinyl hose | 1: Clear
2: Black
3: Light red
6: Light red
7: Pale black |
| | 5: Black inside braid | | | | |
| | 3: Red (3 mm inside dia. only) | | | | |
| | 4: Ash gray with red stripe
(3 mm inside dia. only) | | | | |
| | 6: Black | | | | |

Lengths:

- 001: 1 m (standard)
003: 3 m
008: 8 m } Application or specification of some parts is not settled.

I.D code: (fuel hose and general purpose hose)

- | | | | | |
|------------|--------------------|--------------------|-----------------------------|-----------------------------|
| 30: 3.0 mm | 50: 5.0 mm | 70: 7.0 mm | 11: 11 mm | 12: 12 (outside dia. 17) mm |
| 35: 3.5 mm | 55: 5.3 mm, 5.5 mm | 75: 7.3 mm, 7.5 mm | 91: 12 (outside dia. 15) mm | 14: 14 mm |
| 45: 4.5 mm | 65: 6.5 mm | 80: 8.0 mm | 92: 12 (outside dia. 16) mm | 17: 17 mm |

ID./OD. code: (vinyl hose)

- | | | | | |
|-------------------------|--------------------------|---------------------------|---------------------------|---------------------------|
| 01: ID. 2.9, OD. 6.8 mm | 12: ID. 5.0, OD. 7.0 mm | 21: ID. 8.0, OD. 9.0 mm | 37: ID. 11.0, OD. 15.0 mm | 50: ID. 16.0, OD. 19.0 mm |
| 03: ID. 3.0, OD. 6.0 mm | 10: ID. 5.0, OD. 8.0 mm | 23: ID. 8.0, OD. 12.0 mm | 38: ID. 12.0, OD. 13.0 mm | 55: ID. 17.5, OD. 20.5 mm |
| 05: ID. 3.5, OD. 6.5 mm | 11: ID. 5.0, OD. 9.0 mm | 25: ID. 9.0, OD. 11.0 mm | 39: ID. 12.0, OD. 14.0 mm | 60: ID. 22.0, OD. 27.0 mm |
| 07: ID. 4.0, OD. 7.0 mm | 14: ID. 6.0, OD. 9.0 mm | 27: ID. 9.0, OD. 13.0 mm | 40: ID. 12.0, OD. 16.0 mm | |
| 08: ID. 4.5, OD. 6.5 mm | 17: ID. 7.0, OD. 9.0 mm | 33: ID. 10.0, OD. 14.0 mm | 43: ID. 13.0, OD. 15.0 mm | |
| 09: ID. 4.5, OD. 8.0 mm | 19: ID. 7.0, OD. 11.0 mm | 36: ID. 11.0, OD. 13.0 mm | 45: ID. 14.0, OD. 18.0 mm | |

Hose type:

- 1: Fuel hose
3: Vinyl hose
5: General hose

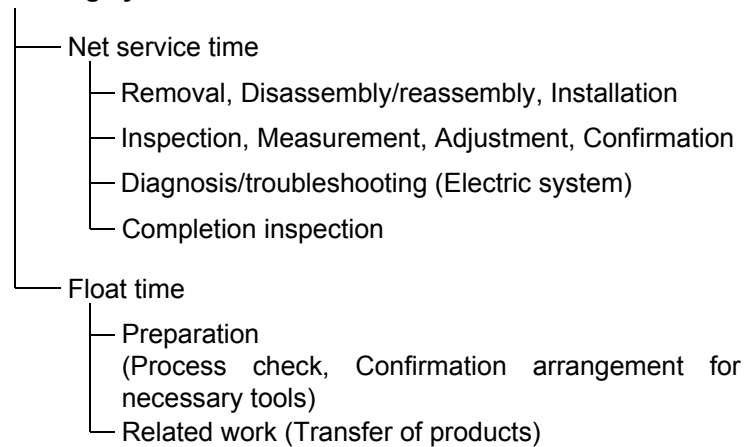
⊙ **CAUTION: It is DANGEROUS to confuse the fuel hose with the general purpose hose or vinyl hose.**

Never use a general purpose hose or vinyl hose in place of a fuel hose or vice versa. Always use the correct bulk part in the parts catalogue, according to the service manual or the instructions issued with the bulk part.

FLAT RATE SERVICE TIME

Flat rate service time (FRT) means the standard time required to service a product, which is listed in this manual to help the dealers control the actual working process and calculate the service charge by using it as a guide.

FRT setting system



* Float time is set by multiplying the net service time by a given coefficient.

Editorial style

The service items shown in the text are listed with the exchange work time for the repair sales parts as the subject. Other representative service items not using repair parts (removal/installation, adjustment, inspection/measuring, and other work) are listed collectively in the list in the preface, classified according to the work.

FRT setting standard

- Decimal system (in unit of 0.1) is adopted to set FRT as it is convenient to calculate the wage.
Example: (0.1) → 6 minutes, (0.2) → 12 minutes
[Labor cost per hour] x [FRT] = [Wage]
- FRT is set with a hand tool.
- Service items and FRT can be subject to change depending on development of tools and service equipment and improvement in service procedure.

Work procedure

- As the work procedure is set with the work time according to the method in the separate Service Manual, refer to this Manual as required.
- Work methods permitting servicing in the shortest time still permitting assurance of safe work and product warranty are used for the setting of service items not listed in the Service Manual.
- Work basically is to be performed by one person, and when two or more people are required, setting is done as the total time for the number of people.
- The set value for the technological level of the workers uses a person with three years of experience in the repair of Honda products as the standard.
- Special tools and service equipment used to set FRT are those specified or recommended in Service Manual.

Service item whose FRT is not presented

- Accessories and service parts that are not listed to use in this manual.
 - Locations with little aging deterioration or breakage during normal use.
 - Service work that can be finished by one touch.
 - Service work that is seldom done (i.e. extremely small causes of trouble and service frequency).
 - Products and parts whose location for installation differs according to its status of use and application.
- * When FRT is not presented, please calculate wages based on appropriate actual work time.

Operation not included of FRT

- Oil and coolant water draining, Waiting time for warming up operation and etc..
- Additional operation that involves removal/installation of standard exterior equipment.
- Indirect time spent for service by visiting the customer, trade-in, and delivery.
- Indirect time required for ordering and delivery of parts.
- Cost for grease, adhesive agent, etc. used for service work.

**Explanation of FRT by using an example
(The example may differ from the actual presented items)**

Ref. No.	L.O.N.	(Relative ref. Number) Description	F.R.T.
①	1111L1	(1, 3, 4, 7) VALVE, INTAKE4.1	②
③	1111L1A	• NOTE: OHV type • Includes: Engine removal and installation	⑦
		One head (intake all) add1.4	⑤

- ① Reference No. of the illustration of part that shows location of the replacement work.
- ② FRT is an abbreviation of Flat Rate Time indicating the standard service time required for the replacement.
- ③ LON is an abbreviation of Labor Operation Number, and it is a classification of the service items by the work unit code.

The same operation code is used regardless of the models.

Standard operation is indicated with 6 digits code, and additional operation is indicated with 7 digits code.

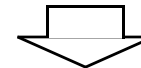
- ④ Indicating the intake valve replacement and FRT4.1.
- ⑤ Indicating FRT1.4 that will be added when additional operation (whole intake side of one cylinder head) is done in association with intake valve replacement.

- ⑥ Indicating work condition or application condition of the service item.
- ⑦ Indicating work contents that are included in the service item.
- ⑧ Indicating a reference No. whose operation and time are the same as FRT4.1 for the intake valve.

(The application range is limited to the service items without an LON setting within a same block.)

**How to refer to the service item by using the sample
(intake valve replacement)**

Open to the page of the block where the intake valve's spare part illustration is shown.



Look for the intake valve illustration, and refer to the service item and FRT that agree with the reference No.

Indication mark for the listing of service items that continues to the following page

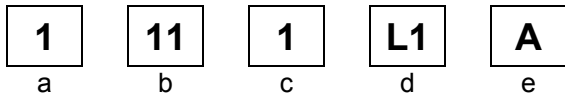
Ref. No.	L.O.N.	(Relative ref. Number) Description	F.R.T.
2	1111L1	VALVE, INTAKE	4.1
	.	.	.
	.	.	.

+
Mark indicated at the last line.

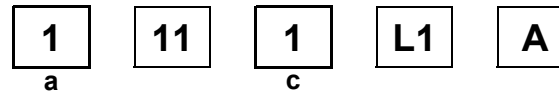
Indication of the block with no setting of FRT

Ref. No.	L.O.N.	(Relative ref. Number) Description	F.R.T.
NO INFORMATION			

• LON code system



- a) Category code..... Engine
- b) Location/function code Engine upper
- c) Operation code..... Replace
- d) Operation sequence number (Unit code can be shown with alphabet)
..... Intake valve
(No regular rule of code)
- e) Additional code One head (intake all)
(No regular rule of code)



a) Category codes and classification

Code	Category
1	Engine
2	Power drive
3	Fuel & Exhaust
4	Frame & Body
5	Steering
6	Electrical
7	Axle & Brake
8	Control system
9	-
0	Attachments

c) Operation codes and classification

Code	Operation category
1	Replace, Removal/Installation, Change
2	Overhaul
3	Adjust, Rotation
4	(Paint-related work: Top-coat)
5	Test, Inspect/diagnose, Measurement
6	(Overhaul-related work: Rebore)
7	(Overhaul-related work: Reseal)
8	(Resurface)
9	(Paint-related work: Refinish)
0	Repair, Cleaning, Air bleeding

Major service items without using spare parts

(1) Removal/Installation, (2) Adjustment, (3) Inspection/Measurement, (4) Overhaul, (5) Other work

E: Engine, T: Transmission, D: Drive system, B: Body and related parts

(1) Removal/Installation

Set with the parts configuration in the status of being removed from the product.

	LON	DESCRIPTION	FRT
E	1111L3	CYLINDER HEAD ASSEMBLY-REMOVAL/INSTALLATION	0.9

(2) Adjustment

	LON	DESCRIPTION	FRT
E	1113A1	VALVE CLEARANCE-ADJUSTMENT NOTE: For 1 product	0.3
	1163A0	CONTROL, THROTTLE/GOVERNOR-ADJUSTMENT	0.2
	3113A2	CARBURETOR IDLE-ADJUSTMENT	0.2

(3) Inspection, Measurement, Cleaning

	LON	DESCRIPTION	FRT
E	1105A0	ENGINE OIL-INSPECTION	0.1
	3120A0	AIR CLEANER-CLEANING INCLUDES: Air cleaner-inspection	0.2
	3130A0	SPARK ARRESTER-CLEANING	0.2
	6140A0	SPARK PLUG-ADJUSTMENT/CLEANING NOTE: For 1 product	0.1

(4) Overhaul

Work condition: The required Measurements, inspections, adjustments, and cleaning/washing of each part are performed, including the main body removal/installation work and the replacement of defective parts.

	LON	DESCRIPTION	FRT
E	3112A0	CARBURETOR-OVERHAUL INCLUDES: All necessary adjustment	0.6

(5) Other work

	LON	DESCRIPTION	FRT
E	1101E1	ENGINE OIL-CHANGE INCLUDES: Engine oil-inspection	0.2

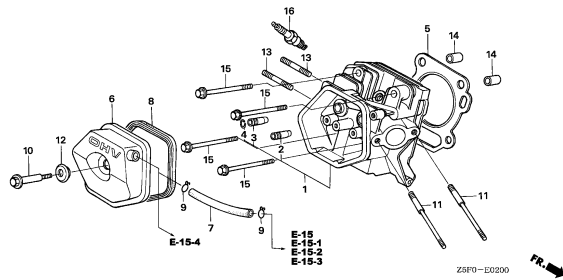
ENGINE GROUP

C 4

E-2

CYLINDER HEAD

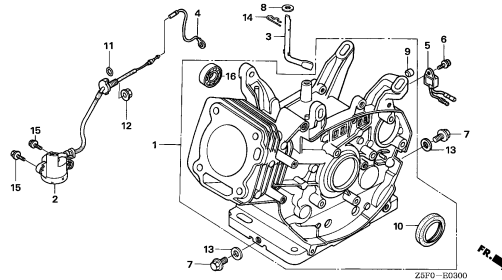
D 1



E-3

CYLINDER BARREL

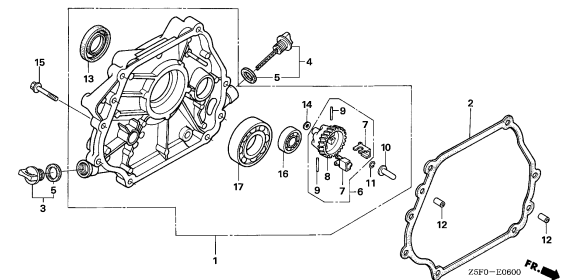
D 3



E-6

CRANKCASE COVER(1)

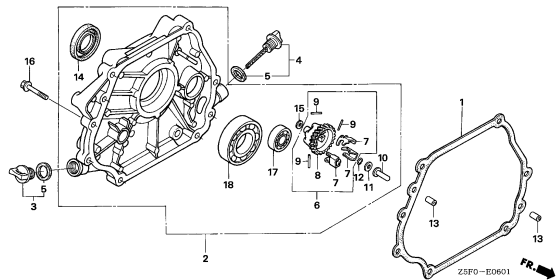
D 5



E-6-1

CRANKCASE COVER(2)

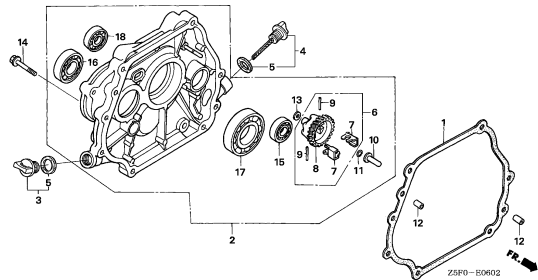
D 7



E-6-2

CRANKCASE COVER(3)

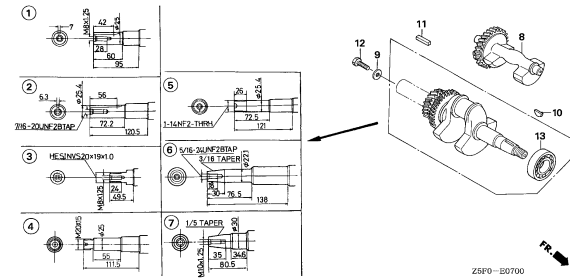
D 8



E-7

CRANKSHAFT

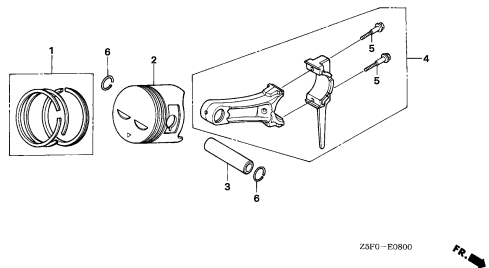
D 9



E-8

PISTON

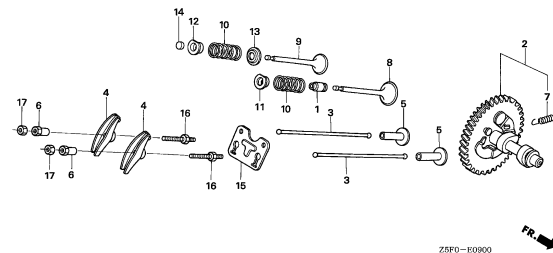
D10



E-9

CAMSHAFT

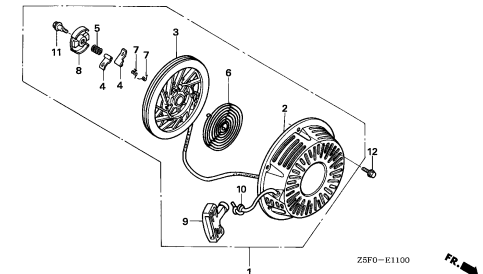
D11



E-11

RECOIL STARTER

D14



2

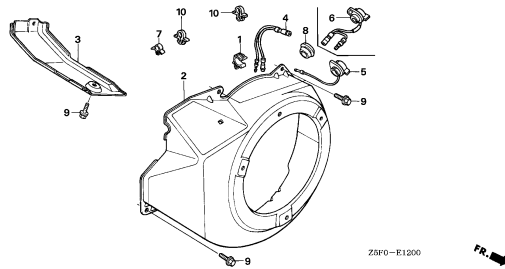
ENGINE GROUP

C 5

E-12

FAN COVER

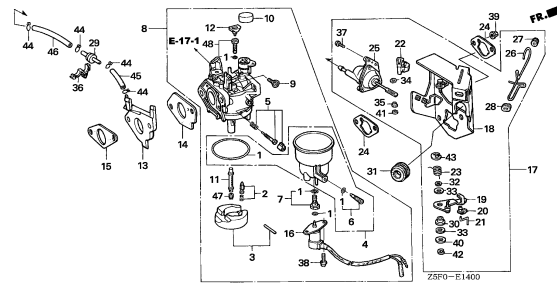
D16



E-14

CARBURETOR(1)

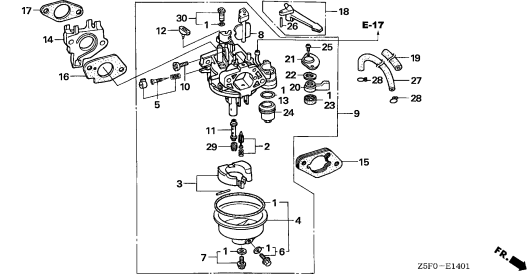
E 1



E-14-1

CARBURETOR(2)

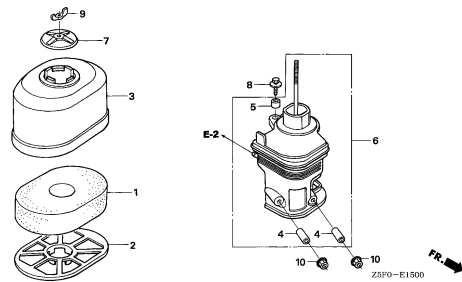
E 3



E-15

AIR CLEANER(1)

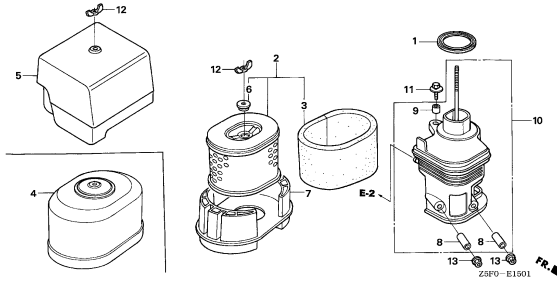
E 6



E-15-1

AIR CLEANER(2)

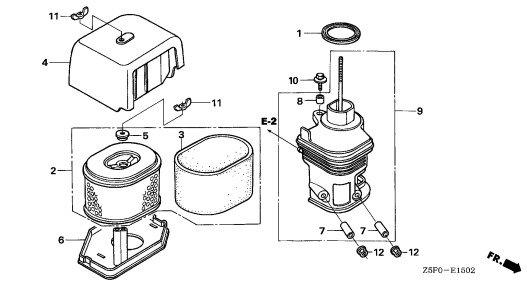
E 7



E-15-2

AIR CLEANER(3)

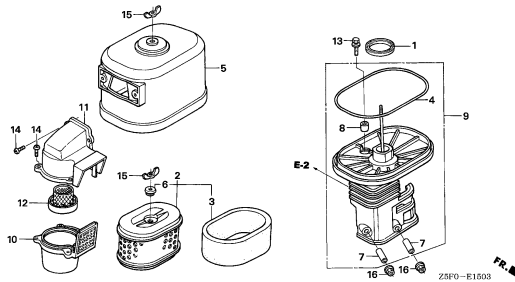
E 9



E-15-3

AIR CLEANER(4)

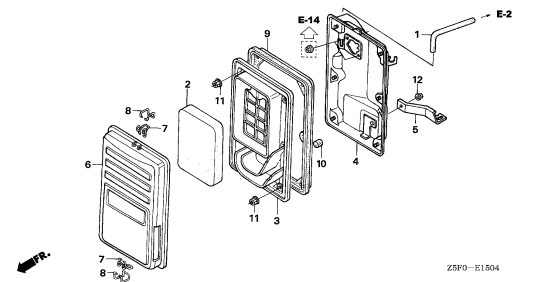
E10



E-15-4

AIR CLEANER(5)

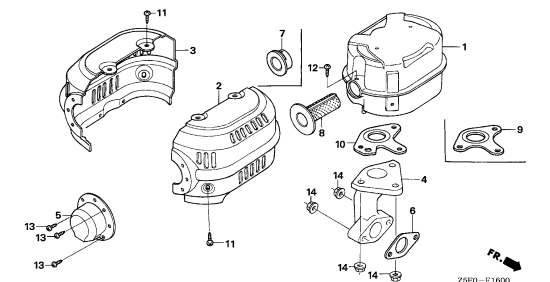
E11



E-16

MUFFLER(1)

E12



2

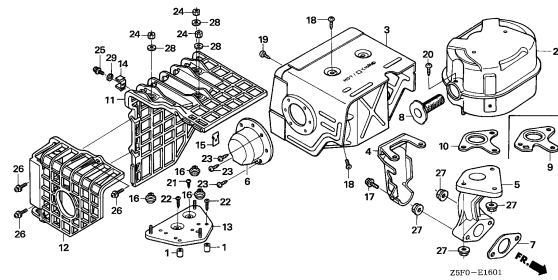
ENGINE GROUP

C 6

E-16-1

MUFFLER(2)

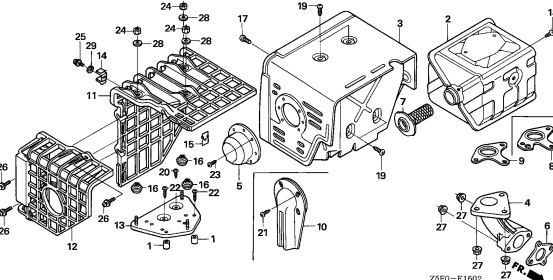
E13



E-16-2

MUFFLER(3)

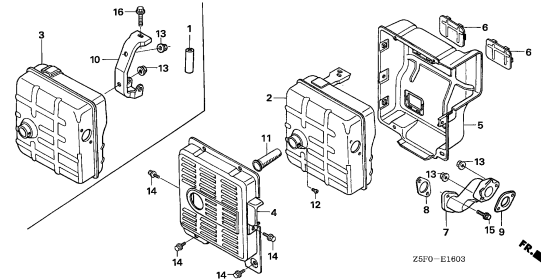
E15



E-16-3

MUFFLER(4)

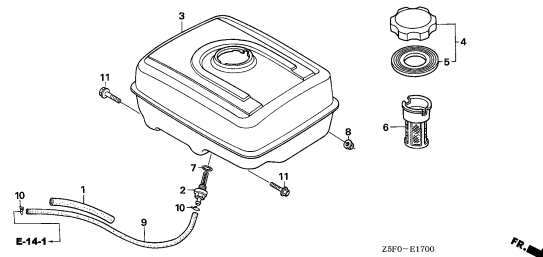
F 1



E-17

FUEL TANK(1)

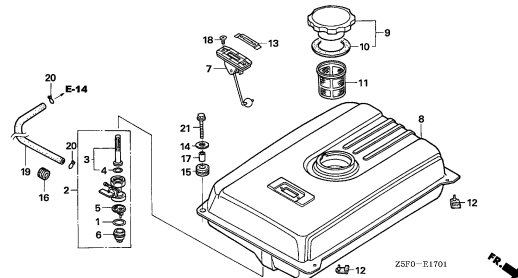
F 2



E-17-1

FUEL TANK(2)

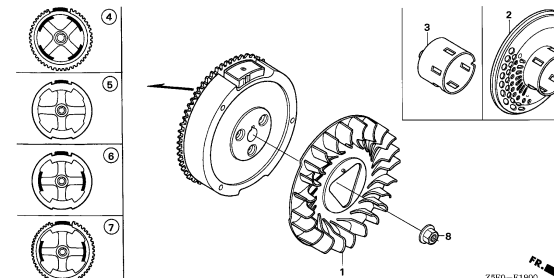
F 4



E-19

FLYWHEEL

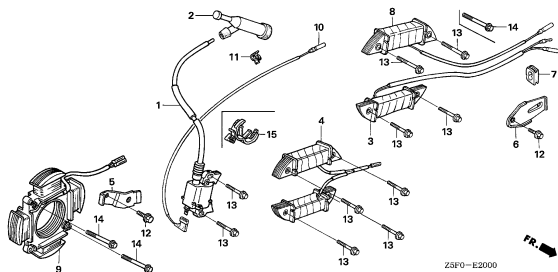
F 6



E-20

IGNITION COIL

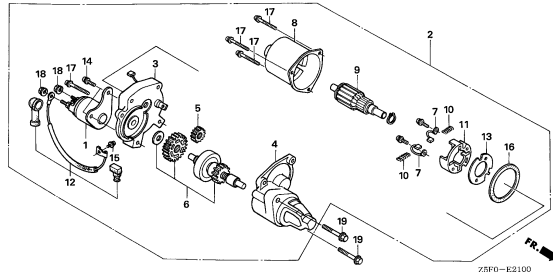
F 7



E-21

STARTER MOTOR

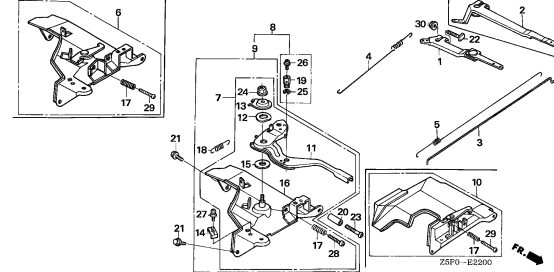
F 8



E-22

CONTROL

F 9



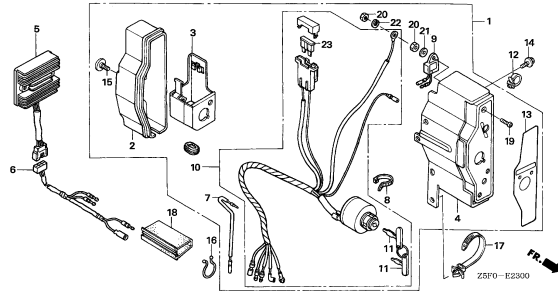
ENGINE GROUP

C 7

E-23

CONTROL BOX(1)

F12

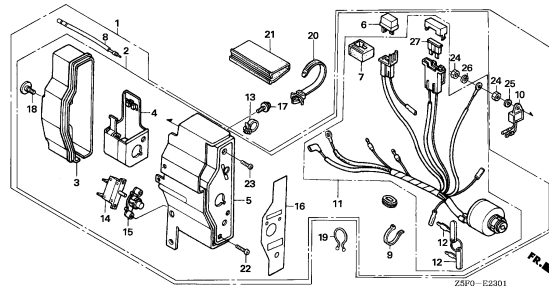


Z8FO-E2300

E-23-1

CONTROL BOX(2)

F14

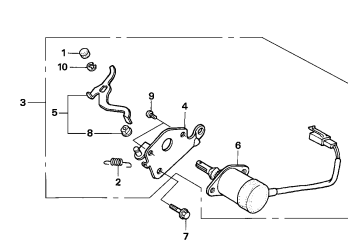


Z8FO-E2301

E-23-20

AUTO THROTTLE

F16

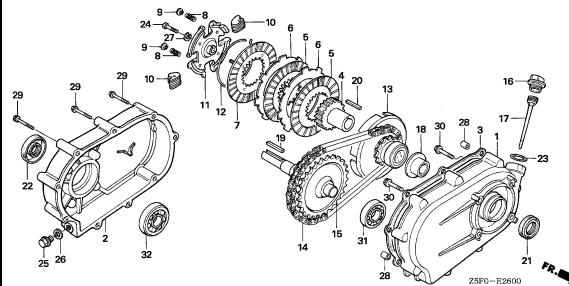


Z8FO-E2320

E-26

REDUCTION(1)

G 1

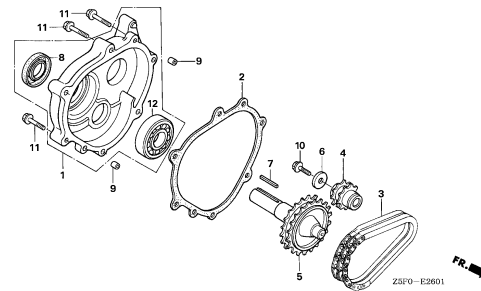


Z8FO-E2600

E-26-1

REDUCTION(2)

G 3

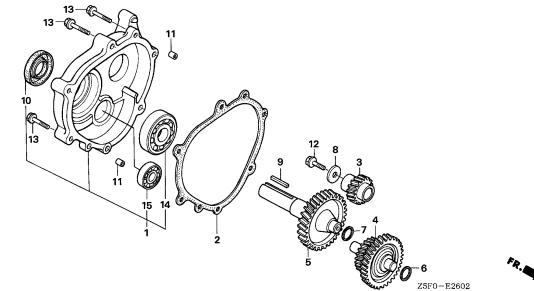


Z8FO-E2601

E-26-2

REDUCTION(3)

G 4

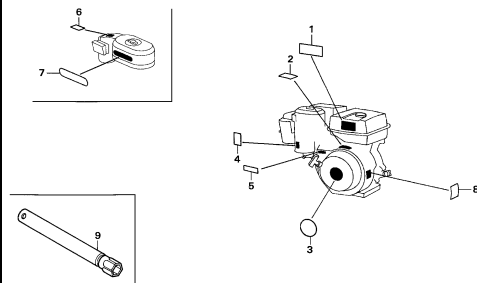


Z8FO-E2602

E-28

LABEL

G 5

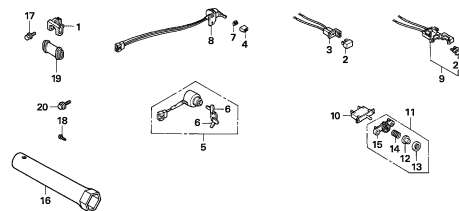


Z8FO-E2800

E-40

OTHER PARTS(1)

G 6

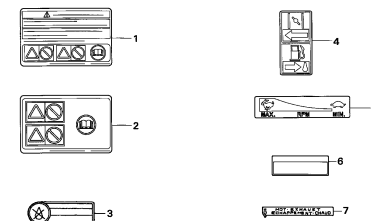


Z8FO-E4000

E-40-1

OTHER PARTS(2)

G 7



Z8FO-E4001

2

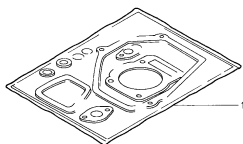
ENGINE GROUP

C 8

EOP-1

GASKET KIT

G 8



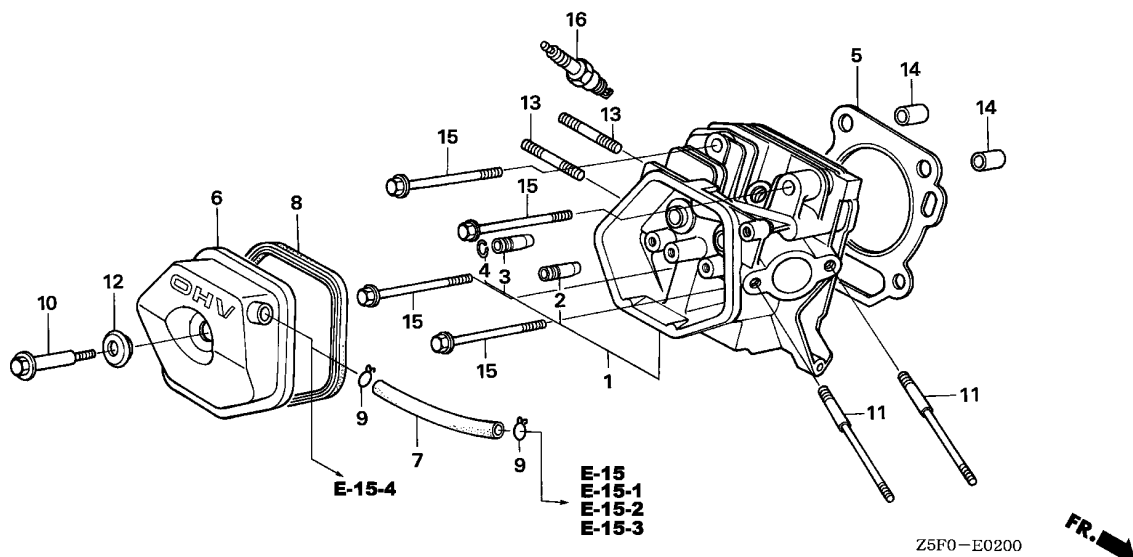
HENG-K0000

2

E-2

CYLINDER HEAD

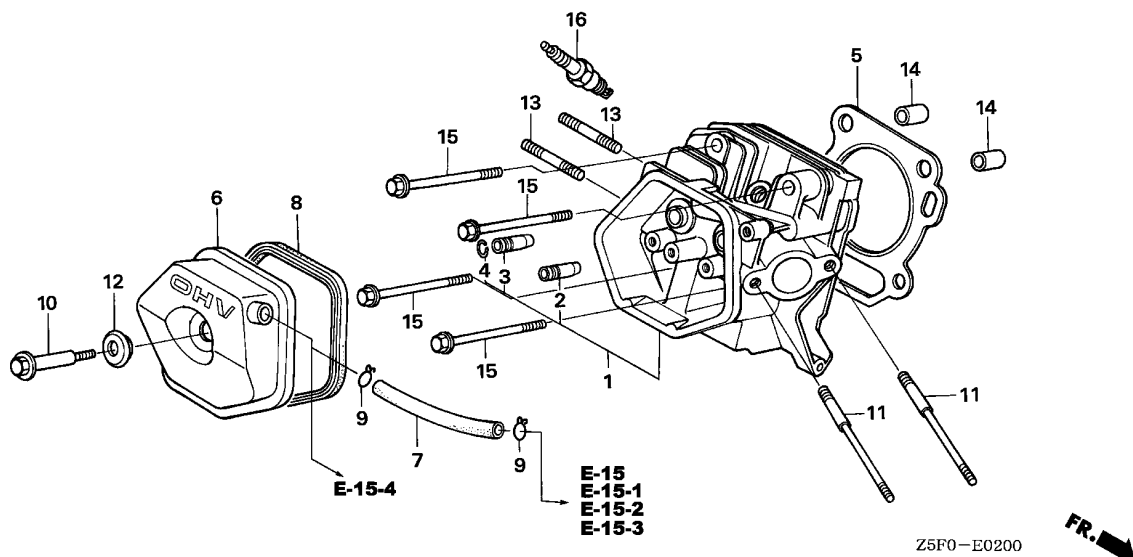
D 1



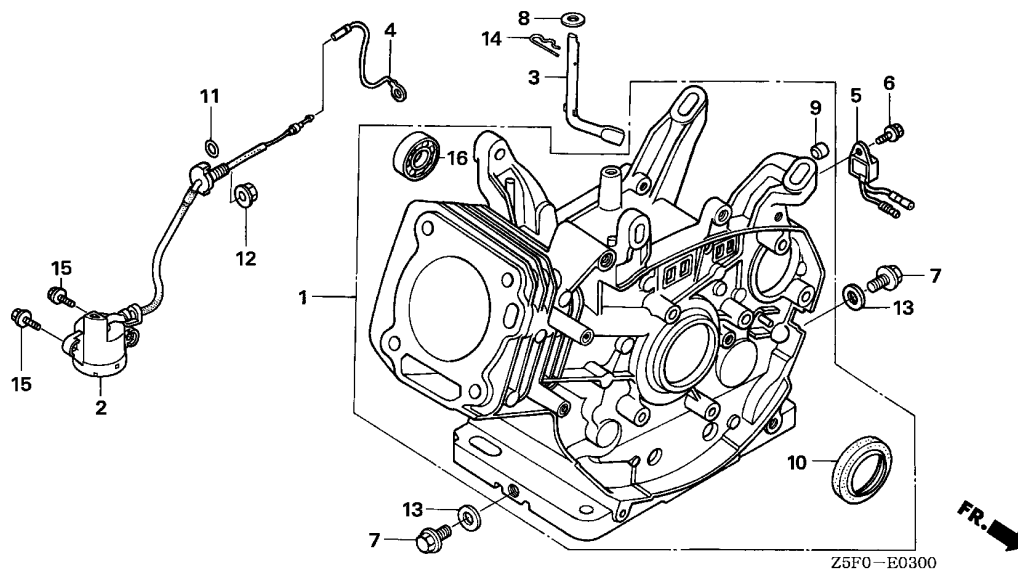
Ref. No.	L.O.N.	(Relative ref. Number) Description	F.R.T.
1	1111N3	HEAD, CYLINDERINCLUDES: Valve clearance adjustment and reface	0.9
2	1111E9	GUIDE, INTAKE VALVEINCLUDES: Valve clearance adjustment	0.8
	1111E9E	.Replace intake and exhaust all add	0.2
3	1111E8	GUIDE, EXHAUST VALVEINCLUDES: Valve clearance adjustment	0.8
	1111E8E	.Replace intake and exhaust all add	0.2
5	1111N4	GASKET, CYLINDER HEAD	0.5
6	1111D5	COVER, CYLINDER HEAD AND/OR PACKING, HEAD COVER	0.1
7	1111K5	TUBE, BREATHER	0.1
16	6141C1	PLUG, SPARKINCLUDES: Spark plug check	0.1

Ref. No.	Part No.	Description	Reqd. QTY	Serial No.	Parts catalogue code
			GX 240 U1		
1	12200-ZH9-405	HEAD COMP., CYLINDER	1		
2	12204-ZE2-306	GUIDE, IN. VALVE (O.S.)	(1)		
3	12205-ZE2-305	GUIDE, EX. VALVE (O.S.)	(1)		
4	12216-ZE2-300	CLIP, VALVE GUIDE	1		
5	12251-ZE2-800	GASKET, CYLINDER HEAD	1		
6	12310-ZE2-020	COVER COMP., HEAD	1	-----	EDN2,EDS2,EDS6,EDT6,ED2,EN2,HA2,HHQ4,HXQ4,LHE4,LXQ4,LX2,PA2,PMT2,QAB2,QAE2,QAG,QAG2,QAR2,QA2,QC12,QE,QHB2,QHQ4,QTC2,QXB7,QXE4,QXQ4,QXU,RA2,RHQ4,RTB2,RXQ4,SE,SMX2,SXE4,SXQ4,SXU,VA2,VDG2,VH12,VTA2,VWC2,VXB7,VXQ4,VXQ7,VXU1,VX2,WKD6,WKT2,WKT4
	12310-ZE3-791	COVER COMP., HEAD (BRETHER TUBE JOINT)	1	-----	QXC9
7	12315-ZE3-840	TUBE, BREATHER	1	-----	QXC9
	95005-11100-30	TUBE, 11X100(95005-11001-30M)	1	-----	HA2,HHQ4,HXQ4,LHE4,LXQ4,LX2,PA2,PMT2,QAB2,QAE2,QAG,QAG2,QAR2,QA2,QC12,QE,QHB2,QHQ4,QTC2,QXB7,QXE4,QXQ4,QXU,RA2,RHQ4,RTB2,RXQ4,SE,SMX2,SXE4,SXQ4,SXU,VA2,VDG2,VH12,VTA2,VWC2,VXB7,VXQ4,VXQ7,VXU1,VX2,WKD6,WKT2,WKT4
8	12391-ZE2-020	PACKING, HEAD COVER	1		
9	17316-611-000	CLIP, BREATHER TUBE	2	-----	QXC9
10	90014-ZE2-000	BOLT, HEAD COVER	1		
11	90042-ZE2-000	BOLT, STUD, 8X123	2	-----	HA2,HHQ4,HXQ4,LHE4,LXQ4,LX2,PA2,PMT2,QAB2,QAE2,QAG,QAG2,QAR2,QA2,QC12,QE,QHB2,QHQ4,QTC2,QXB7,QXC9,QXE4,QXQ4,QXU,RA2,RHQ4,RTB2,RXQ4,SE,SMX2,SXE4,SXQ4,SXU,VA2,VDG2,VH12,VTA2,VWC2,VXB7,VXQ4,VXQ7,VXU1,VX2,WKD6,WKT2,WKT4
	90042-ZE2-700	BOLT, STUD, 8X98	2	-----	EDN2,EDS2,EDS6,EDT6,ED2,EN2
12	90441-ZE2-010	WASHER COMP., HEAD COVER	1		
13	92900-08032-0E	BOLT, STUD, 8X32	2		
14	94301-12200	DOWEL PIN, 12X20	2		
15	95725-10080-00	BOLT, FLANGE, 10X80	4		





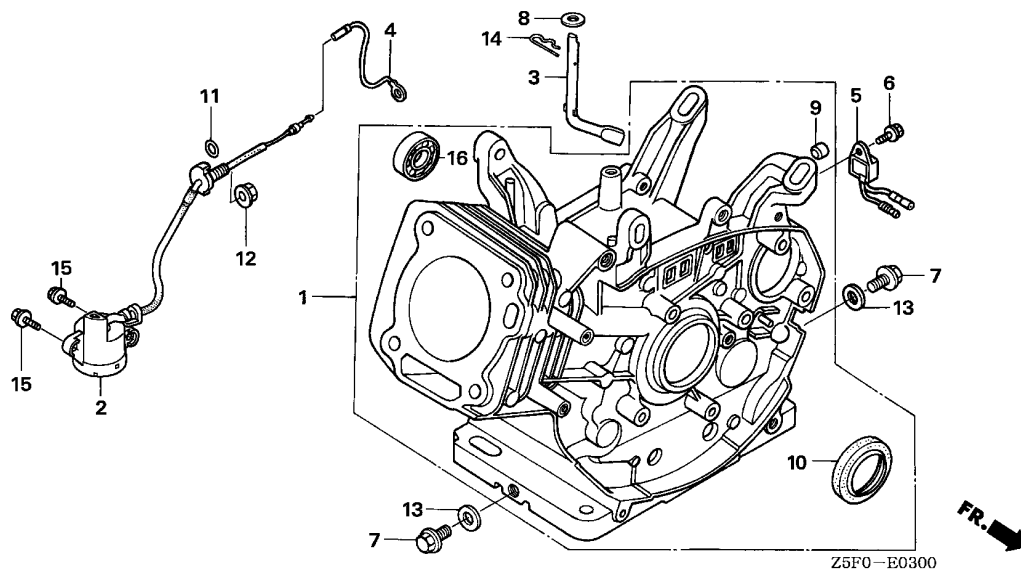
Ref. No.	Part No.	Description	Reqd. QTY		Serial No.	Parts catalogue code
			GX	U1		
16	98079-55846	PLUG, SPARK (BPR5ES) (NGK) ...	1	(1)	-----	EDN2,EDS2,EDS6,EDT6,ED2,EN2 HA2,HHQ4,HXQ4,LHE4,LXQ4,LX2,PA2,PMT2,QAB2,QAE2,QAG,QAG2,QAR2,QA2,QC12,QE QHB2,QHQ4,QTC2,QXB7,QXC9,QXE4,QXQ4,QXU,RA2,RHQ4,RTB2,RXQ4,SE,SMX2,SXE4 SXQ4,SXU,VA2,VDG2,VH12,VTA2,VWC2,VXB7,VXQ4,VXQ7,VXU1,VX2,WKD6,WKT2,WKT4
	98079-55855	PLUG, SPARK (W16EPR-U) (DENSO)	1	(1)	-----	EDN2,EDS2,EDS6,EDT6,ED2,EN2 HA2,HHQ4,HXQ4,LHE4,LXQ4,LX2,PA2,PMT2,QAB2,QAE2,QAG,QAG2,QAR2,QA2,QC12,QE QHB2,QHQ4,QTC2,QXB7,QXC9,QXE4,QXQ4,QXU,RA2,RHQ4,RTB2,RXQ4,SE,SMX2,SXE4 SXQ4,SXU,VA2,VDG2,VH12,VTA2,VWC2,VXB7,VXQ4,VXQ7,VXU1,VX2,WKD6,WKT2,WKT4
	98079-56846	PLUG, SPARK (BPR6ES) (NGK) ...	1	(1)	-----	HA2,HHQ4,HXQ4,LHE4,LXQ4,LX2,PA2,PMT2,QAB2,QAE2,QAG,QAG2,QAR2,QA2,QC12,QE QHB2,QHQ4,QTC2,QXB7,QXC9,QXE4,QXQ4,QXU,RA2,RHQ4,RTB2,RXQ4,SE,SMX2,SXE4 SXQ4,SXU,VA2,VDG2,VH12,VTA2,VWC2,VXB7,VXQ4,VXQ7,VXU1,VX2,WKD6,WKT2,WKT4
	98079-56855	PLUG, SPARK (W20EPR-U) (DENSO)	1	(1)	-----	HA2,HHQ4,HXQ4,LHE4,LXQ4,LX2,PA2,PMT2,QAB2,QAE2,QAG,QAG2,QAR2,QA2,QC12,QE QHB2,QHQ4,QTC2,QXB7,QXC9,QXE4,QXQ4,QXU,RA2,RHQ4,RTB2,RXQ4,SE,SMX2,SXE4 SXQ4,SXU,VA2,VDG2,VH12,VTA2,VWC2,VXB7,VXQ4,VXQ7,VXU1,VX2,WKD6,WKT2,WKT4



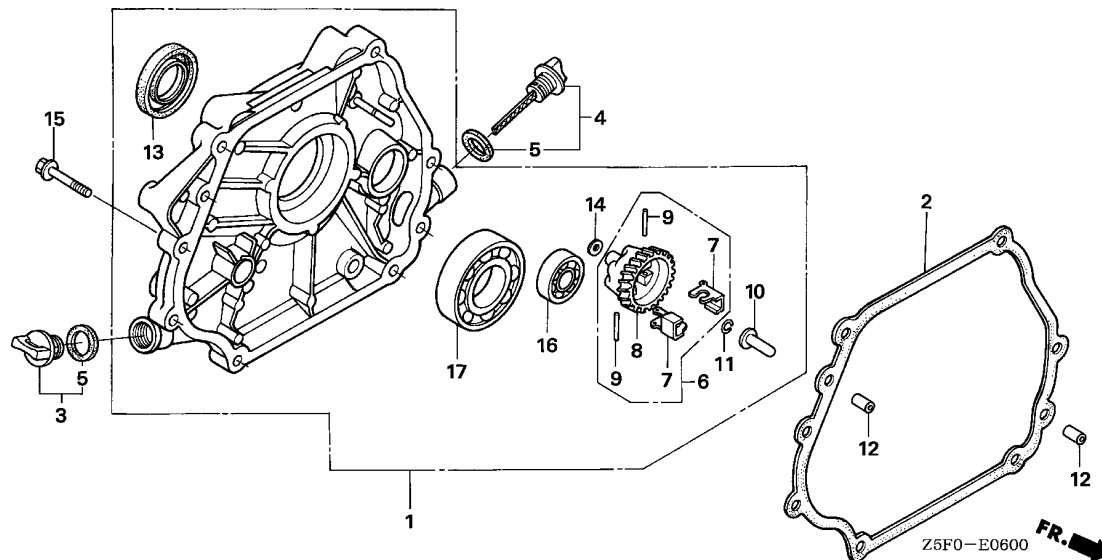
Ref. No.	L.O.N.	(Relative ref. Number) Description	F.R.T.
1	1101A0	BARREL, CYLINDER	1.8
2		(11)	
	6151E8	SWITCH, OIL LEVEL	0.5
	3	1161B4 SHAFT, GOVERNOR ARM	1.1
	5	6151A0 ALERT UNIT, ENGINE OIL	0.1
	10	1101E4 OIL SEAL, CRANKSHAFT :FRONT ..	1.8
	16	1101F4 BEARING, BALANCER WEIGHT :FRONT	1.9

Ref. No.	Part No.	Description	Reqd. QTY	Serial No.	Parts catalogue code
			GX 240 U1		
1	12000-ZE2-Q00	BARREL ASSY., CYLINDER (BALANCER)	1	----- QC12	
	12000-ZE2-Q10	BARREL ASSY., CYLINDER (SELF-STARTER)	1	----- LHE4	
	12000-ZE2-405	BARREL ASSY., CYLINDER (STD.)	1	----- HHQ4, QE, QHB2, QHQ4, RHQ4, SE	
	12000-ZE2-406	BARREL ASSY., CYLINDER (ALERT)	1	----- EDN2, EDT6, ED2, EN2, HXQ4, LXQ4, LX2, PMT2, QAG, QTC2, QXB7, QXC9, QXQ4, QXU, RXQ4, SMX2, SXQ4, SXU, VDG2, VXB7, VXQ4, VXQ7, VXU1, VX2, WKD6, WKT2, WKT4	
	12000-ZE2-407	BARREL ASSY., CYLINDER (SELFSTARTER+ALERT)	1	----- EDS2, EDS6, QXE4, SXE4	
	12000-ZE2-408	BARREL ASSY., CYLINDER (BALANCER+ALERT)	1	----- HA2, PA2, QAB2, QAG2, QA2, RA2, RTB2, VA2, VH12, VTA2, VWC2	
	12000-ZE2-409	BARREL ASSY., CYLINDER (BALANCER+SELFSTARTER+ALERT)	1	----- QAE2, QAR2	
2	15510-ZE2-043	SWITCH ASSY., OIL LEVEL	1	----- EDN2, EDS2, EDS6, EDT6, ED2, EN2, HA2, HXQ4, LXQ4, LX2, PA2, PMT2, QAB2, QAE2, QAG, QAG2, QAR2, QA2, QTC2, QXB7, QXC9, QXE4, QXQ4, QXU, RA2, RTB2, RXQ4, SMX2, SXE4, SXQ4, SXU, VA2, VDG2, VH12, VTA2, VWC2, VXB7, VXQ4, VXQ7, VXU1, VX2, WKD6, WKT2, WKT4	
3	16541-ZE2-010	SHAFT, GOVERNOR ARM	1	-----	
4	31161-ZE2-000	CORD, EARTH	1	----- EDN2	
5	34150-ZH7-003	ALERT UNIT, OIL	1	----- EDN2, EDS2, EDS6, EDT6, ED2, EN2, HA2, HXQ4, LXQ4, LX2, PA2, PMT2, QAB2, QAG, QAG2, QA2, QTC2, QXB7, QXC9, QXQ4, QXU, RA2, RTB2, RXQ4, SMX2, SXQ4, SXU, VA2, VDG2, VH12, VTA2, VWC2, VXB7, VXQ4, VXQ7, VXU1, VX2, WKD6, WKT2, WKT4	
6	90013-883-000	BOLT, FLANGE, 6X12(CT200) ...	1	----- EDN2, EDS2, EDS6, EDT6, ED2, EN2, HA2, HXQ4, LXQ4, LX2, PA2, PMT2, QAB2, QAG, QAG2, QA2, QTC2, QXB7, QXC9, QXQ4, QXU, RA2, RTB2, RXQ4, SMX2, SXQ4, SXU, VA2, VDG2, VH12, VTA2, VWC2, VXB7, VXQ4, VXQ7, VXU1, VX2, WKD6, WKT2, WKT4	
7	90131-883-000	BOLT, DRAIN PLUG, 12X15	2	-----	
8	90446-KE1-000	WASHER, 8.2X17X0.8	1	-----	
9	90801-ZE2-003	PLUG, SEALING	1	----- HHQ4, LHE4, QC12, QE, QHB2, QHQ4, RHQ4, SE	
10	91201-890-003	OIL SEAL, 30X46X8	1	-----	





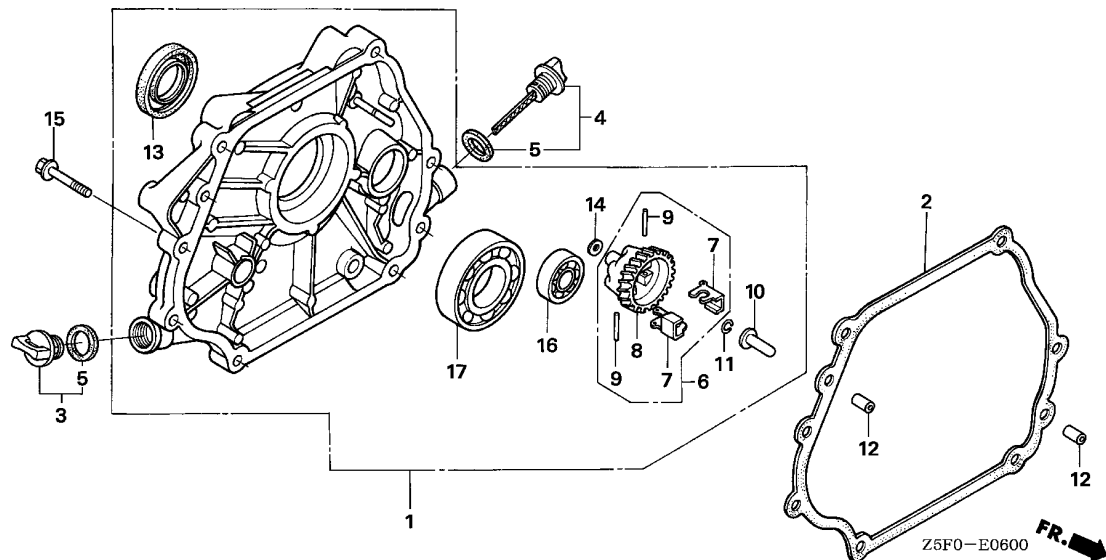
Ref. No.	Part No.	Description	Reqd. QTY		Serial No.	Parts catalogue code
			GX	U1		
11	91353-671-004	O-RING, 14MM(NOK)	1			EDN2,EDS2,EDS6,EDT6,ED2,EN2,HA2,HXQ4,LXQ4,LX2,PA2,PMT2,QAB2,QAE2,QAG,QAG2,QAR2,QA2,QTC2,QXB7,QXC9,QXE4,QXQ4,QXU,RA2,RTB2,RXQ4,SMX2,SXE4,SXQ4,SXU,VA2,VDG2,VH12,VTA2,VWC2,VXB7,VXQ4,VXQ7,VXU1,VX2,WKD6,WKT2,WKT4
12	94050-10000	NUT, FLANGE, 10MM	1			EDN2,EDS2,EDS6,EDT6,ED2,EN2,HA2,HXQ4,LXQ4,LX2,PA2,PMT2,QAB2,QAE2,QAG,QAG2,QAR2,QA2,QTC2,QXB7,QXC9,QXE4,QXQ4,QXU,RA2,RTB2,RXQ4,SMX2,SXE4,SXQ4,SXU,VA2,VDG2,VH12,VTA2,VWC2,VXB7,VXQ4,VXQ7,VXU1,VX2,WKD6,WKT2,WKT4
13	94109-12000	WASHER, DRAIN PLUG, 12MM	2			
14	94251-10000	PIN, LOCK, 10MM	1			
15	95701-06012-00	BOLT, FLANGE, 6X12	2			EDN2,EDS2,EDS6,EDT6,ED2,EN2,HA2,HXQ4,LXQ4,LX2,PA2,PMT2,QAB2,QAE2,QAG,QAG2,QAR2,QA2,QTC2,QXB7,QXC9,QXE4,QXQ4,QXU,RA2,RTB2,RXQ4,SMX2,SXE4,SXQ4,SXU,VA2,VDG2,VH12,VTA2,VWC2,VXB7,VXQ4,VXQ7,VXU1,VX2,WKD6,WKT2,WKT4
16	96100-62020-00	BEARING, RADIAL BALL, 6202	1			HA2,PA2,QAB2,QAE2,QAG2,QAR2,QA2,QC12,RA2,RTB2,VA2,VH12,VTA2,VWC2



Ref. No.	L.O.N.	(Relative ref. Number) Description	F.R.T.
1	1101F1	COVER, CRANKCASE	0.2
2	1101E9	PACKING, CRANKCASE COVER	0.2
8		(7)	
	1161A7	HOLDER, GOVERNOR WEIGHT	0.3
10	1161B6	SLIDER, GOVERNOR	0.3
13	1101E5	OIL SEAL, CRANKSHAFT :REAR ...	0.3
16	1101F5	BEARING, BALANCER WEIGHT :REAR	0.4
17	1101A6	BEARING, CRANKSHAFT :REAR	0.4

Ref. No.	Part No.	Description	Reqd. QTY	Serial No.	Parts catalogue code
			GX 240 U1		
1	11300-ZE2-020	COVER ASSY., CRANKCASE	1	-----	EDN2,RHQ4,RXQ4,SE,SMX2,SXE4,SXQ4,SXU
	11300-ZE2-602	1	-----	PMT2,QAG,QE,QHB2,QHQ4,QTC2,QXB7,QXC9,QXE4,QXQ4,QXU,VDG2,VXB7,VXQ4,VXQ7
	11300-ZE2-632	1	-----	VXU1,VX2
	11400-ZE2-030	1	-----	EDS2,EDS6,EDT6,ED2,EN2,WKD6,WKT2,WKT4
	11400-ZE2-603	1	-----	RA2,RTB2
2	11381-ZE2-801	PACKING, CASE COVER	1	-----	PA2,QAB2,QAE2,QAG2,QAR2,QA2,QC12,VA2,VTA2,VWC2
			1	-----	EDN2,EDS2,EDS6,EDT6,ED2,EN2,PA2,PMT2,QAB2,QAE2,QAG,QAG2,QAR2,QA2,QC12,QE
			1	-----	QHB2,QHQ4,QTC2,QXB7,QXC9,QXE4,QXQ4,QXU,RA2,RHQ4,RTB2,RXQ4,SE,SMX2,SXE4
			1	-----	SXQ4,SXU,VA2,VDG2,VTA2,VWC2,VXB7,VXQ4,VXQ7,VXU1,VX2,WKD6,WKT2,WKT4
3	15600-ZG4-003	CAP ASSY., OIL FILLER	1	-----	EDN2,EDS2,EDS6,EDT6,ED2,EN2,PA2,PMT2,QAB2,QAE2,QAG,QAG2,QAR2,QA2,QC12,QE
			1	-----	QHB2,QHQ4,QTC2,QXB7,QXC9,QXE4,QXQ4,QXU,RA2,RHQ4,RTB2,RXQ4,SE,SMX2,SXE4
			1	-----	SXQ4,SXU,VA2,VDG2,VTA2,VWC2,VXB7,VXQ4,VXQ7,VXU1,VX2,WKD6,WKT2,WKT4
4	15600-735-003	CAP ASSY., OIL FILLER	1	-----	EDN2,EDS2,EDS6,EDT6,ED2,EN2,PA2,PMT2,QAB2,QAE2,QAG,QAG2,QAR2,QA2,QC12,QE
			1	-----	QHB2,QHQ4,QTC2,QXB7,QXC9,QXE4,QXQ4,QXU,RA2,RHQ4,RTB2,RXQ4,SE,SMX2,SXE4
			1	-----	SXQ4,SXU,VA2,VDG2,VTA2,VWC2,VXB7,VXQ4,VXQ7,VXU1,VX2,WKD6,WKT2,WKT4
5	15625-ZE1-003	PACKING, OIL FILLER CAP	2	-----	EDN2,EDS2,EDS6,EDT6,ED2,EN2,PA2,PMT2,QAB2,QAE2,QAG,QAG2,QAR2,QA2,QC12,QE
			2	-----	QHB2,QHQ4,QTC2,QXB7,QXC9,QXE4,QXQ4,QXU,RA2,RHQ4,RTB2,RXQ4,SE,SMX2,SXE4
			2	-----	SXQ4,SXU,VA2,VDG2,VTA2,VWC2,VXB7,VXQ4,VXQ7,VXU1,VX2,WKD6,WKT2,WKT4
6	16510-ZE2-000	GOVERNOR ASSY.	1	-----	EDN2,EDS2,EDS6,EDT6,ED2,EN2,PMT2,QAG,QE,QHB2,QHQ4,QTC2,QXB7,QXC9,QXE4
			1	-----	QXQ4,QXU,RHQ4,RXQ4,SE,SMX2,SXE4,SXQ4,SXU,VDG2,VXB7,VXQ4,VXQ7,VXU1,VX2
			1	-----	WKD6,WKT2,WKT4
	16510-ZE2-811	1	-----	PA2,QAB2,QAE2,QAG2,QAR2,QA2,QC12,RA2,RTB2,VA2,VTA2,VWC2
7	16511-ZE2-000	WEIGHT, GOVERNOR	2	-----	EDN2,EDS2,EDS6,EDT6,ED2,EN2,PA2,PMT2,QAB2,QAE2,QAG,QAG2,QAR2,QA2,QC12,QE
			2	-----	QHB2,QHQ4,QTC2,QXB7,QXC9,QXE4,QXQ4,QXU,RA2,RHQ4,RTB2,RXQ4,SE,SMX2,SXE4
			2	-----	SXQ4,SXU,VA2,VDG2,VTA2,VWC2,VXB7,VXQ4,VXQ7,VXU1,VX2,WKD6,WKT2,WKT4
8	16512-ZE2-000	HOLDER, GOVERNOR WEIGHT	1	-----	EDN2,EDS2,EDS6,EDT6,ED2,EN2,PMT2,QAG,QE,QHB2,QHQ4,QTC2,QXB7,QXC9,QXE4
			1	-----	QXQ4,QXU,RHQ4,RXQ4,SE,SMX2,SXE4,SXQ4,SXU,VDG2,VXB7,VXQ4,VXQ7,VXU1,VX2
			1	-----	WKD6,WKT2,WKT4



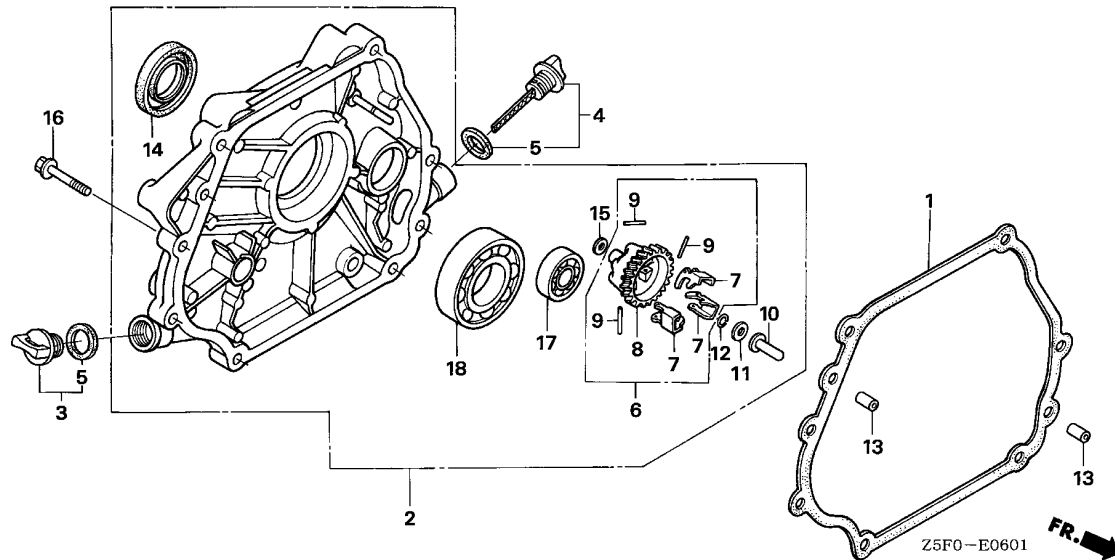


Ref. No.	Part No.	Description	Reqd. QTY		Serial No.	Parts catalogue code
			GX 240 U1			
(8)	16512-ZE2-811	HOLDER, GOVERNOR WEIGHT	1	-----	-----	PA2,QAB2,QAE2,QAG2,QAR2,QA2,QC12,RA2,RTB2,VA2,VTA2,VWC2
9	16513-ZE2-000	PIN, GOVERNOR WEIGHT	2	-----	-----	EDN2,EDS2,EDS6,EDT6,ED2,EN2,PA2,PMT2,QAB2,QAE2,QAG,QAG2,QAR2,QA2,QC12,QE QHB2,QHQ4,QTC2,QXB7,QXC9,QXE4,QXQ4,QXU,RA2,RHQ4,RTB2,RXQ4,SE,SMX2,SXE4 SXQ4,SXU,VA2,VDG2,VTA2,VWC2,VXB7,VXQ4,VXQ7,VXU1,VX2,WKD6,WKT2,WKT4
10	16531-Z0A-000	SLIDER, GOVERNOR	1	-----	-----	EDN2,EDS2,EDS6,EDT6,ED2,EN2,PA2,PMT2,QAB2,QAE2,QAG,QAG2,QAR2,QA2,QC12,QE QHB2,QHQ4,QTC2,QXB7,QXC9,QXE4,QXQ4,QXU,RA2,RHQ4,RTB2,RXQ4,SE,SMX2,SXE4 SXQ4,SXU,VA2,VDG2,VTA2,VWC2,VXB7,VXQ4,VXQ7,VXU1,VX2,WKD6,WKT2,WKT4
11	90602-ZE1-000	CLIP, GOVERNOR HOLDER	1	-----	-----	EDN2,EDS2,EDS6,EDT6,ED2,EN2,PA2,PMT2,QAB2,QAE2,QAG,QAG2,QAR2,QA2,QC12,QE QHB2,QHQ4,QTC2,QXB7,QXC9,QXE4,QXQ4,QXU,RA2,RHQ4,RTB2,RXQ4,SE,SMX2,SXE4 SXQ4,SXU,VA2,VDG2,VTA2,VWC2,VXB7,VXQ4,VXQ7,VXU1,VX2,WKD6,WKT2,WKT4
	90602-896-000	(1)	-----	-----	PA2,QAB2,QAE2,QAG2,QAR2,QA2,QC12,RA2,RTB2,VA2,VDG2,VTA2,VWC2
12	90701-HC4-000	DOWEL PIN, 8X12	2	-----	-----	EDN2,EDS2,EDS6,EDT6,ED2,EN2,PA2,PMT2,QAB2,QAE2,QAG,QAG2,QAR2,QA2,QC12,QE QHB2,QHQ4,QTC2,QXB7,QXC9,QXE4,QXQ4,QXU,RA2,RHQ4,RTB2,RXQ4,SE,SMX2,SXE4 SXQ4,SXU,VA2,VDG2,VTA2,VWC2,VXB7,VXQ4,VXQ7,VXU1,VX2,WKD6,WKT2,WKT4
13	91201-889-003	OIL SEAL, 30X45X8	1	-----	-----	EDS2,EDS6,EDT6,ED2,EN2,WKD6,WKT2,WKT4
	91201-890-003	OIL SEAL, 30X46X8	1	-----	-----	EDN2,PA2,PMT2,QAB2,QAE2,QAG,QAG2,QAR2,QA2,QC12,QE,QHB2,QHQ4,QTC2,QXB7 QXC9,QXE4,QXQ4,QXU,RA2,RHQ4,RTB2,RXQ4,SE,SMX2,SXE4,SXQ4,SXU,VA2,VDG2,VTA2 VWC2,VXB7,VXQ4,VXQ7,VXU1,VX2
14	94101-06800	WASHER, PLAIN, 6MM	1	-----	-----	EDN2,EDS2,EDS6,EDT6,ED2,EN2,PA2,PMT2,QAB2,QAE2,QAG,QAG2,QAR2,QA2,QC12,QE QHB2,QHQ4,QTC2,QXB7,QXC9,QXE4,QXQ4,QXU,RA2,RHQ4,RTB2,RXQ4,SE,SMX2,SXE4 SXQ4,SXU,VA2,VDG2,VTA2,VWC2,VXB7,VXQ4,VXQ7,VXU1,VX2,WKD6,WKT2,WKT4
15	95701-08035-00	BOLT, FLANGE, 8X35	7	-----	-----	EDN2,EDS2,EDS6,EDT6,ED2,EN2,PA2,PMT2,QAB2,QAE2,QAG,QAG2,QAR2,QA2,QC12,QE QHB2,QHQ4,QTC2,QXB7,QXC9,QXE4,QXQ4,QXU,RA2,RHQ4,RTB2,RXQ4,SE,SMX2,SXE4 SXQ4,SXU,VA2,VDG2,VTA2,VWC2,VXB7,VXQ4,VXQ7,VXU1,VX2,WKD6,WKT2,WKT4
16	96100-62020-00	BEARING, RADIAL BALL, 6202 ..	1	-----	-----	PA2,QAB2,QAE2,QAG2,QAR2,QA2,QC12,RA2,RTB2,VA2,VTA2,VWC2
17	96100-62060-00	BEARING, RADIAL BALL, 6206 ..	1	-----	-----	EDN2,EDS2,EDS6,EDT6,ED2,EN2,PA2,PMT2,QAB2,QAE2,QAG,QAG2,QAR2,QA2,QC12,QE QHB2,QHQ4,QTC2,QXB7,QXC9,QXE4,QXQ4,QXU,RA2,RHQ4,RTB2,RXQ4,SE,SMX2,SXE4 SXQ4,SXU,VA2,VDG2,VTA2,VWC2,VXB7,VXQ4,VXQ7,VXU1,VX2,WKD6,WKT2,WKT4

E-6-1

CRANKCASE COVER(2)

D 7



Ref. No.	L.O.N.	(Relative ref. Number) Description	F.R.T.
1	1101E9	PACKING, CRANKCASE COVER	0.2
2	1101F1	COVER, CRANKCASE	0.2
8		(7)	
	1161A7	HOLDER, GOVERNOR WEIGHT	0.3
10	1161B6	SLIDER, GOVERNOR	0.3
14	1101E5	OIL SEAL, CRANKSHAFT :REAR ...	0.3
17	1101F5	BEARING, BALANCER WEIGHT :REAR	0.4
18	1101A6	BEARING, CRANKSHAFT :REAR	0.4

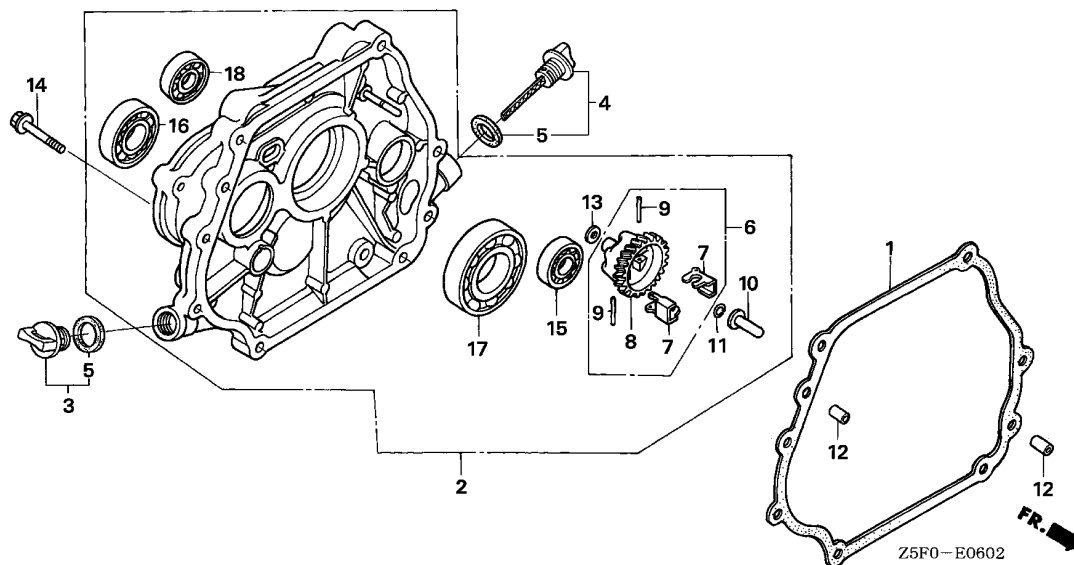
Ref. No.	Part No.	Description	Reqd. QTY		Serial No.	Parts catalogue code
			GX	U1		
1	11381-ZE2-801	PACKING, CASE COVER	1		-----	VH12
2	11400-ZE2-671	COVER ASSY., CRANKCASE	1		-----	VH12
3	15600-ZG4-003	CAP ASSY., OIL FILLER	1		-----	VH12
4	15600-735-003	CAP ASSY., OIL FILLER	1		-----	VH12
5	15625-ZE1-003	PACKING, OIL FILLER CAP	2		-----	VH12
6	16510-ZE3-000	GOVERNOR ASSY.	1		-----	VH12
7	16511-ZE8-000	WEIGHT, GOVERNOR	3		-----	VH12
8	16512-ZE3-000	HOLDER, GOVERNOR WEIGHT	1		-----	VH12
9	16513-ZE2-000	PIN, GOVERNOR WEIGHT	3		-----	VH12
10	16531-Z0A-000	SLIDER, GOVERNOR	1		-----	VH12
11	90473-147-000	WASHER, 6X16	1		-----	VH12
12	90602-ZE1-000	CLIP, GOVERNOR HOLDER	1		-----	VH12
	90602-896-000	(1)		-----	VH12
13	90701-HC4-000	DOWEL PIN, 8X12	2		-----	VH12
14	91201-890-003	OIL SEAL, 30X46X8	1		-----	VH12
15	94101-06800	WASHER, PLAIN, 6MM	1		-----	VH12
16	95701-08035-00	BOLT, FLANGE, 8X35	7		-----	VH12
17	96100-62020-00	BEARING, RADIAL BALL, 6202 ..	1		-----	VH12
18	96100-62060-00	BEARING, RADIAL BALL, 6206 ..	1		-----	VH12

2

E-6-2

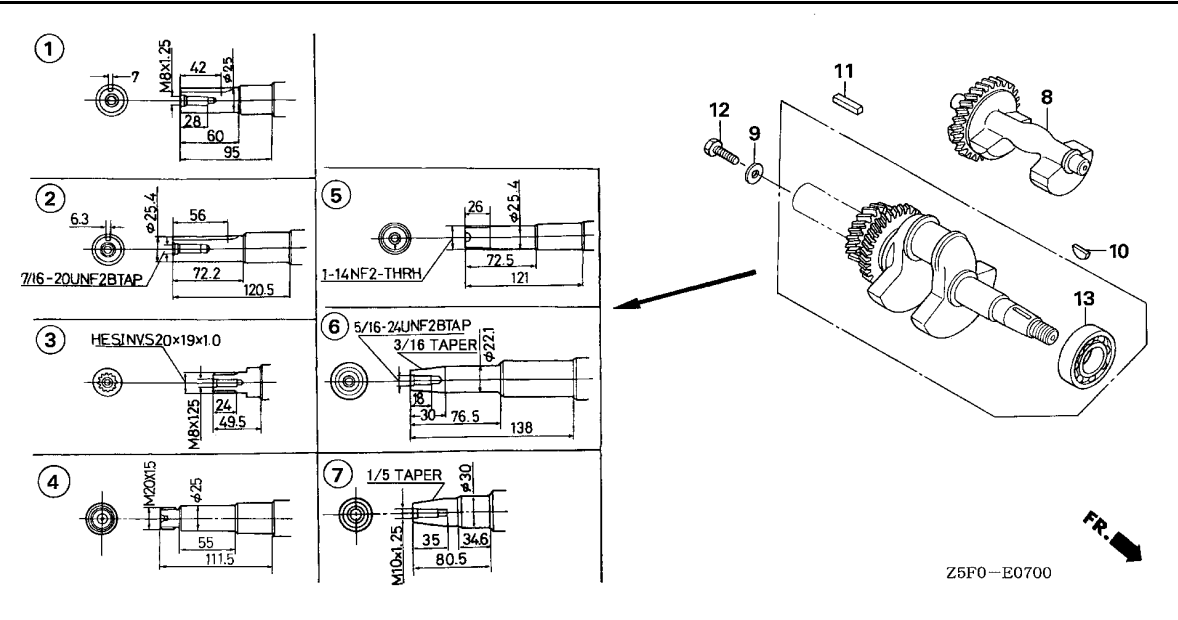
CRANKCASE COVER(3)

D 8



Ref. No.	L.O.N.	(Relative ref. Number) Description	F.R.T.
1	1101E9	PACKING, CRANKCASE COVER	0.2
2	1101G0	COVER, CRANKCASE(A)	0.3
8		(7)	
	1161A7	HOLDER, GOVERNOR WEIGHT	0.3
10	1161B6	SLIDER, GOVERNOR	0.3
15	1101A3	BEARING, BALANCER WEIGHT	0.4
16	2141A7	BEARING, POWER TAKE OFF SHAFT :FRONT	0.4
17	1101A6	BEARING, CRANKSHAFT :REAR	0.4
18	2101U3	BEARING, COUNTERSHAFT :FRONT	0.4

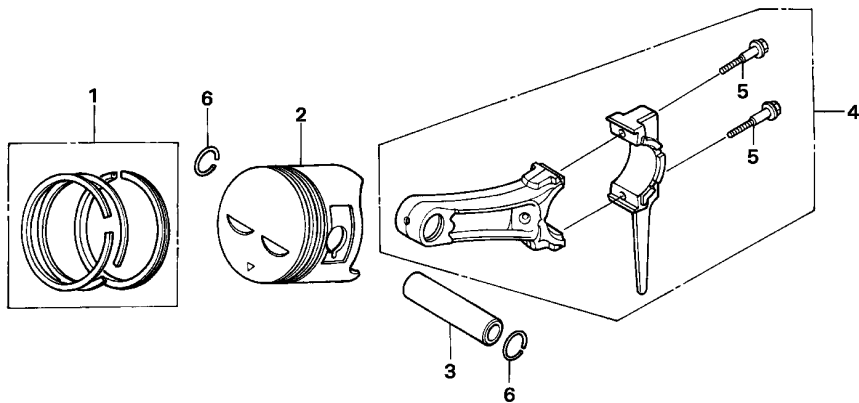
Ref. No.	Part No.	Description	Reqd. QTY	Serial No.	Parts catalogue code
			GX 240 U1		
1	11381-ZE2-801	PACKING, CASE COVER	1	-----	HA2,HHQ4,HXQ4,LHE4,LXQ4,LX2
2	11300-ZE2-612	COVER ASSY., CRANKCASE	1	-----	LHE4,LXQ4,LX2
	11300-ZE2-622	1	-----	HHQ4,HXQ4
	11400-ZE2-623	1	-----	HA2
3	15600-ZG4-003	CAP ASSY., OIL FILLER	1	-----	HA2,HHQ4,HXQ4,LHE4,LXQ4,LX2
4	15600-735-003	CAP ASSY., OIL FILLER	1	-----	HA2,HHQ4,HXQ4,LHE4,LXQ4,LX2
5	15625-ZE1-003	PACKING, OIL FILLER CAP	2	-----	HA2,HHQ4,HXQ4,LHE4,LXQ4,LX2
6	16510-ZE2-000	GOVERNOR ASSY.	1	-----	HHQ4,HXQ4,LHE4,LXQ4,LX2
	16510-ZE2-811	1	-----	HA2
7	16511-ZE2-000	WEIGHT, GOVERNOR	2	-----	HA2,HHQ4,HXQ4,LHE4,LXQ4,LX2
8	16512-ZE2-000	HOLDER, GOVERNOR WEIGHT	1	-----	HHQ4,HXQ4,LHE4,LXQ4,LX2
	16512-ZE2-811	1	-----	HA2
9	16513-ZE2-000	PIN, GOVERNOR WEIGHT	2	-----	HA2,HHQ4,HXQ4,LHE4,LXQ4,LX2
10	16531-Z0A-000	SLIDER, GOVERNOR	1	-----	HA2,HHQ4,HXQ4,LHE4,LXQ4,LX2
11	90602-ZE1-000	CLIP, GOVERNOR HOLDER	1	-----	HA2,HHQ4,HXQ4,LHE4,LXQ4,LX2
	90602-896-000	(1)	-----	HA2
12	90701-HC4-000	DOWEL PIN, 8X12	2	-----	HA2,HHQ4,HXQ4,LHE4,LXQ4,LX2
13	94101-06800	WASHER, PLAIN, 6MM	1	-----	HA2,HHQ4,HXQ4,LHE4,LXQ4,LX2
14	95701-08035-00	BOLT, FLANGE, 8X35	7	-----	HA2,HHQ4,HXQ4,LHE4,LXQ4,LX2
15	96100-62020-00	BEARING, RADIAL BALL, 6202 ..	1	-----	HA2
16	96100-62040-00	BEARING, RADIAL BALL, 6204 ..	1	-----	HA2,HHQ4,HXQ4,LHE4,LXQ4,LX2
17	96100-62060-00	BEARING, RADIAL BALL, 6206 ..	1	-----	HA2,HHQ4,HXQ4,LHE4,LXQ4,LX2
18	96100-63020-00	BEARING, RADIAL BALL, 6302 ..	1	-----	HA2,HHQ4,HXQ4



Ref. No.	L.O.N.	(Relative ref. Number) Description	F.R.T.
1	1101F0	CRANKSHAFT	1.1
8	1101D8	WEIGHT, BALANCER	0.3
13	1101A4	BEARING, CRANKSHAFT :FRONT ...	1.3

Ref. No.	Part No.	Description	Reqd. QTY	Serial No.	Parts catalogue code
1	13310-ZE2-010	CRANKSHAFT COMP.	1	-----	RHQ4, RXQ4, SE, SMX2, SXE4, SXQ4, SXU
	13320-ZE2-010	1	-----	RA2, RTB2
2	13310-ZE2-601	CRANKSHAFT COMP.	1	-----	QAG, QE, QHB2, QHQ4, QTC2, QXC9, QXE4, QXQ4, QXU
	13310-ZK2-600	1	-----	QXB7
	13320-ZE2-601	1	-----	QAB2, QAE2, QAG2, QAR2, QA2, QC12
3	13310-ZE2-611	CRANKSHAFT COMP.	1	-----	HHQ4, HXQ4, LHE4, LXQ4, LX2
	13320-ZE2-611	1	-----	HA2
4	13310-ZE2-631	CRANKSHAFT COMP.	1	-----	WKD6, WKT2, WKT4
5	13310-ZE2-651	CRANKSHAFT COMP.	1	-----	PMT2
	13320-ZE2-651	1	-----	PA2
6	13310-ZE2-671	CRANKSHAFT COMP.	1	-----	VDG2, VXQ4, VXU1, VX2
	13310-ZK2-670	1	-----	VXB7, VXQ7
	13320-ZE2-671	1	-----	VA2, VH12, VTA2, VWC2
7	13310-ZE2-701	CRANKSHAFT COMP.	1	-----	EDN2, EDS2, EDS6, EDT6, ED2, EN2
8	13351-ZE2-010	WEIGHT, BALANCER	1	-----	HA2, PA2, QAB2, QAE2, QAG2, QAR2, QA2, QC12, RA2, RTB2, VA2, VH12, VTA2, VWC2
9	90534-706-010	WASHER, LOCK, 8MM	1	-----	SMX2
10	90741-ZE2-000	KEY, SPECIAL WOODRUFF, 25X18	1		
11	90741-805-000	KEY, 7X7X33	1	-----	SE, SMX2, SXE4, SXQ4, SXU
	90741-889-810	KEY, 7X7X33 (YELLOW)	(1)	-----	SE, SMX2, SXE4, SXQ4, SXU
	90745-ZE2-600	KEY, 6.3X6.3X43	1	-----	QAB2, QAE2, QAG, QAG2, QAR2, QA2, QC12, QE, QHB2, QHQ4, QXB7, QXC9, QXE4, QXQ4, QXU
12	92101-08025-0A	BOLT, HEX., 8X25	1	-----	SMX2
13	96100-62060-00	BEARING, RADIAL BALL, 6206 ..	1		



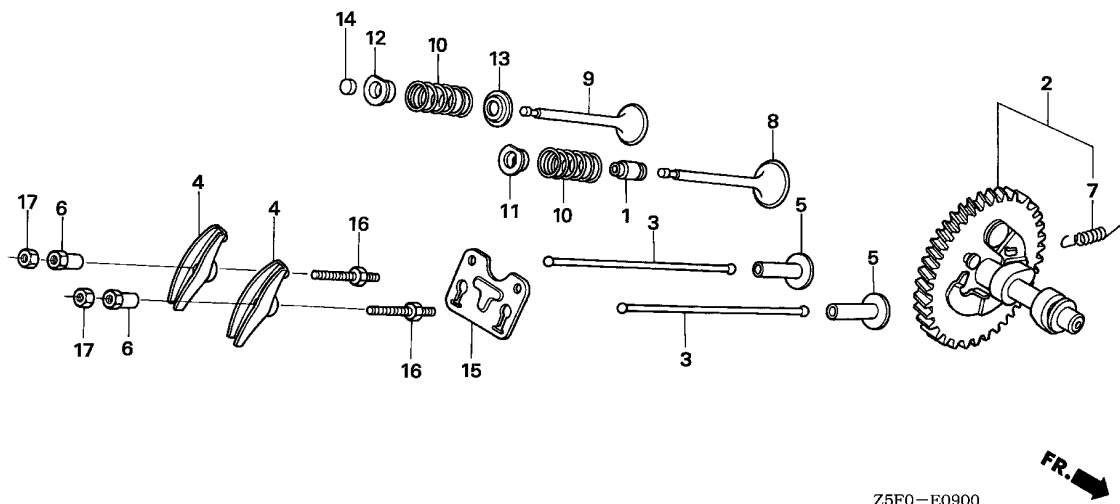


Z5F0-E0800



Ref. No.	L.O.N.	(Relative ref. Number) Description	F.R.T.
2		(1,3,4)	
1111R1		PISTON AND/OR RING SET AND/OR BEARING AND/OR ROD INCLUDES: Inspection/ Measurement/Cleaning	1.2

Ref. No.	Part No.	Description	Reqd. QTY	Serial No.	Parts catalogue code
			GX 240 U1		
1	13010-ZE2-921	RING SET, PISTON (STD.) (TEIKOKU)	1		
	13010-ZE2-922	RING SET, PISTON (STD.) (NIPPON)	1		
	13011-ZE2-921	RING SET, PISTON (0.25) (TEIKOKU)	(1)		
	13011-ZE2-922	RING SET, PISTON (0.25) (NIPPON)	(1)		
	13012-ZE2-921	RING SET, PISTON (0.50) (TEIKOKU)	(1)		
	13012-ZE2-922	RING SET, PISTON (0.50) (NIPPON)	(1)		
	13013-ZE2-921	RING SET, PISTON (0.75) (TEIKOKU)	(1)		
	13013-ZE2-922	RING SET, PISTON (0.75) (NIPPON)	(1)		
2	13101-ZE2-W00	PISTON (STD.)	1		
	13102-ZE2-W00	PISTON (0.25)	(1)		
	13103-ZE2-W00	PISTON (0.50)	(1)		
	13104-ZE2-W00	PISTON (0.75)	(1)		
3	13111-ZE2-000	PIN, PISTON	1		
4	13200-ZE2-010	ROD ASSY., CONNECTING (STD.)	1		
	13200-ZE2-305	ROD ASSY., CONNECTING (0.25 UNDER SIZE)	(1)		
5	90001-ZE8-000	BOLT, CONNECTING ROD	2		
6	90551-ZE1-000	CLIP, PISTON PIN, 18MM	2		

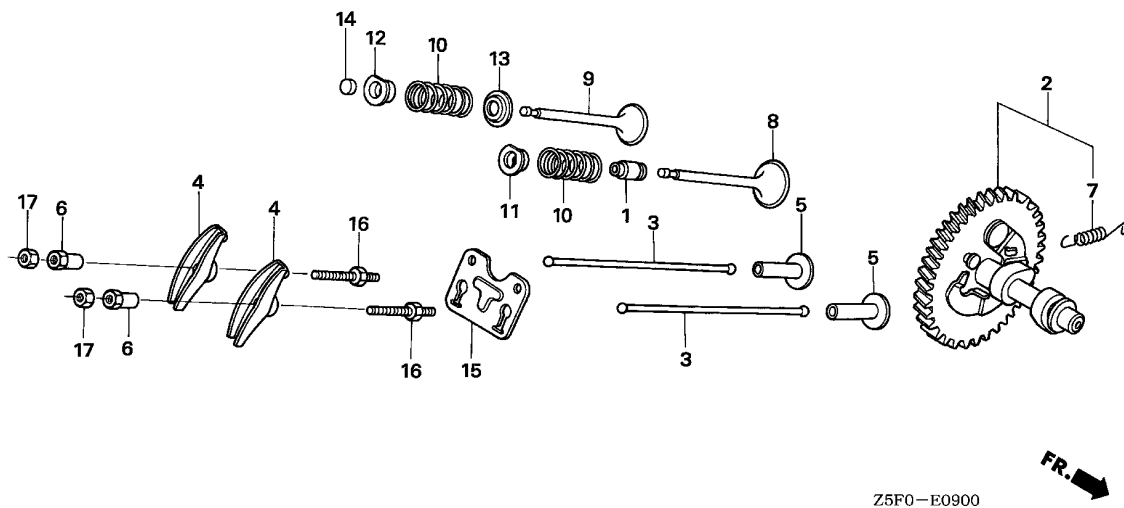


Z5F0-E0900

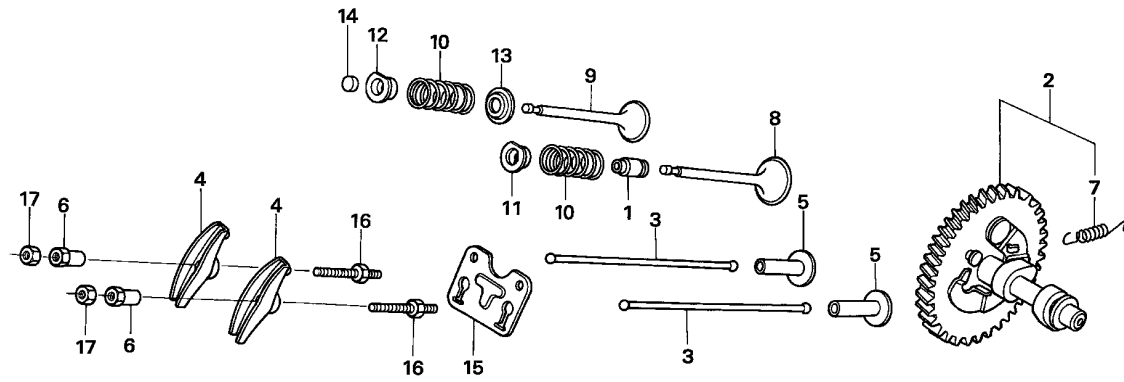
Ref. No.	L.O.N.	(Relative ref. Number) Description	F.R.T.
1	1111K2	SEAL, INTAKE VALVE STEMINCLUDES: Valve clearance adjustment	0.6
2	1111C2	CAMSHAFT	0.4
3	1111L6	ROD, PUSH :INTAKE	0.2
		.INCLUDES: Valve clearance adjustment	
	1111L6A	.Replace exhaust push rod add	0.1
	1111L7	ROD, PUSH :EXHAUST	0.2
		.INCLUDES: Valve clearance adjustment	
	1111L7A	.Replace intake push rod add	0.1
4	1111A2	ARM, ROCKER :INTAKE	0.2
		.INCLUDES: Valve clearance adjustment	
	1111A2A	.Replace exhaust rocker arm add	0.1
	1111A1	ARM, ROCKER :EXHAUST	0.2
		.INCLUDES: Valve clearance adjustment	
	1111A1A	.Replace intake rocker arm add	0.1
5	1111L9	LIFTER, VALVE :INTAKE	0.4
+		.NOTE: Same time for two units	

Ref. No.	Part No.	Description	Reqd. QTY	Serial No.	Parts catalogue code
			GX 240 U1		
1	12209-ZE8-003	SEAL, VALVE STEM	1		
2	14100-ZE2-W01	CAMSHAFT ASSY.	1	-----	EDN2,EDS2,EDS6,EDT6,ED2,EN2,HA2,HHQ4,HXQ4,LHE4,LXQ4,LX2,PA2,PMT2,QAB2,QAE2,QAG,QAG2,QAR2,QA2,QC12,QHB2,QHQ4,QTC2,QXC9,QXE4,QXQ4,QXU,RA2,RHQ4,RTB2,RXQ4,SMX2,SXE4,SXQ4,SXU,VA2,VDG2,VH12,VTA2,VWC2,VXQ4,VXU1,VX2,WKD6,WKT2,WKT4
	14100-ZH9-010	1	-----	QE,SE
	14100-ZK2-870	1	-----	QXB7,VXB7,VXQ7
3	14410-ZE2-013	ROD, PUSH	2		
4	14431-ZE2-010	ARM, VALVE ROCKER	2		
5	14441-ZE2-000	LIFTER, VALVE	2		
6	14451-ZE1-013	PIVOT, ROCKER ARM	2		
7	14568-ZE1-000	SPRING, WEIGHT RETURN	1		
8	14711-ZE2-000	VALVE, IN.	1		
9	14721-ZE2-000	VALVE, EX.	1		
10	14751-ZE2-003	SPRING, VALVE	2		
11	14771-ZE2-000	RETAINER, IN. VALVE SPRING ..	1		
12	14773-ZE2-000	RETAINER, EX. VALVE SPRING ..	1		
13	14775-ZE2-010	SEAT, VALVE SPRING	1		
14	14781-ZE2-000	ROTATOR, VALVE	1		
15	14791-ZE2-010	PLATE, PUSH ROD GUIDE	1		
16	90012-ZE0-010	BOLT, PIVOT, 8MM	2		
17	90206-ZE1-000	NUT, PIVOT ADJUSTING	2		





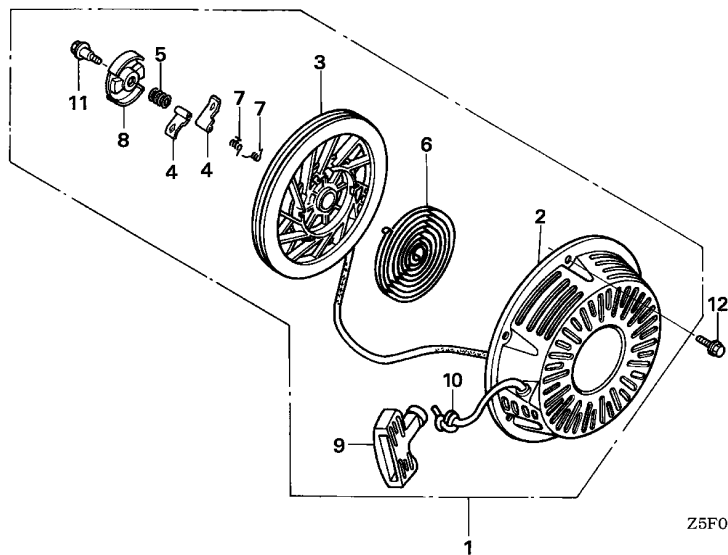
Ref. No.	L.O.N.	(Relative ref. Number) Description	F.R.T.
+ 5		.INCLUDES: Valve clearance adjustment	
1111M0		LIFTER, VALVE :EXHAUSTNOTE: Same time for two units .INCLUDES: Valve clearance adjustment	0.4
8 1111L1		VALVE, INTAKEINCLUDES: Valve clearance adjustment and reface	0.7
1111L1E		.Replace intake and exhaust all add	0.1
9 1111L0		VALVE, EXHAUSTINCLUDES: Valve clearance adjustment and reface	0.7
1111L0E		.Replace intake and exhaust all add	0.1
10 1111P3		SPRING, VALVE :INTAKEINCLUDES: Valve clearance adjustment	0.6
1111P3A		.Replace intake and exhaust all add	0.1
1111P4		SPRING, VALVE :EXHAUSTINCLUDES: Valve clearance adjustment	0.6
+			



Ref. No.	L.O.N.	(Relative ref. Number) Description	F.R.T.
+10	1111P4A	.Replace intake and exhaust all add	0.1
14	1111J7	ROTATOR, VALVE	0.2
		.INCLUDES: Valve clearance adjustment	

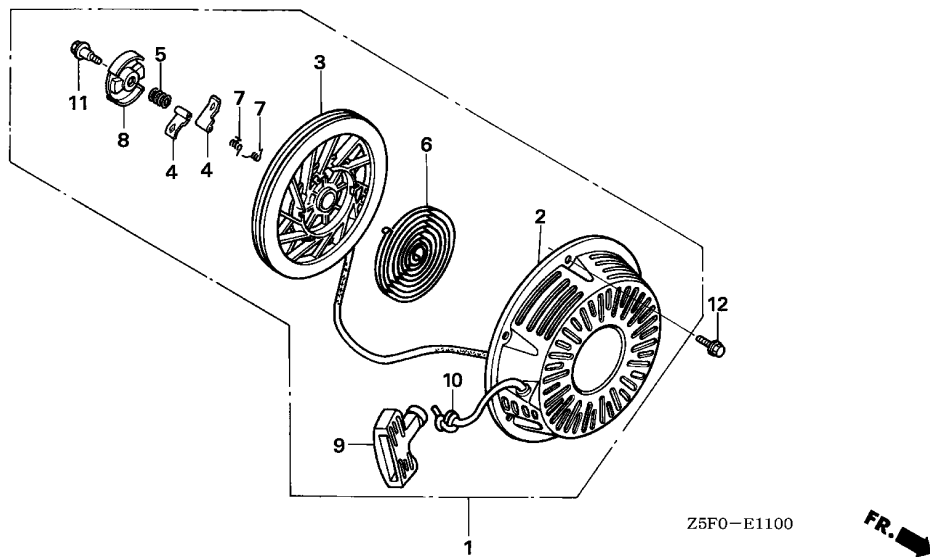
Z5F0-E0900





Ref. No.	L.O.N.	(Relative ref. Number) Description	F.R.T.
1	1121B9	STARTER, RECOIL	0.1
3	1121B1	REEL, RECOIL STARTER	0.3
4	1121B0	RATCHET, STARTER AND/OR SPRING, RATCHET	0.2
6	1121B7	SPRING, RECOIL STARTER RETURN	0.3
8	1121B2	RETAINER, SPRING	0.2
10	1121B3	ROPE, RECOIL STARTER	0.3

Ref. No.	Part No.	Description	Reqd. QTY	Serial No.	Parts catalogue code
			GX 240 U1		
1	28400-ZE2-W01ZB	STARTER ASSY., RECOIL	1	-----	EDN2,EDS2,EDS6,EDT6,ED2,EN2,HA2,LX2,PA2,PMT2,QAE2,QAG,QAR2,QA2,QTC2,QXC9
		NH1.....BLACK	1	-----	RA2,SMX2,SXU,VA2,VTA2,VWC2,VXB7,VXQ4,VX2
	28400-ZE2-W01ZG	*NH105*...MAT BLACK (#15-#20)	1	-----	VWC2,VXB7
	28400-ZE2-W01ZJ	*T68*.....TSURUMI BLUE	1	-----	ED2
	28400-ZE2-W01ZK	*Y131*.....LIGHTNING YELLOW	1	-----	ED2
	28400-ZE2-W01ZM	*T80*.....BAKELITE ORANGE	1	-----	ED2
	28400-ZE2-W01ZN	*R280*.....POWER RED	1	-----	ED2,HA2,HHQ4,HXQ4,LHE4,LXQ4,LX2,PA2,QAB2,QAE2,QAG,QAG2,QAR2,QA2,QC12,QE
					QHB2,QHQ4,QTC2,QXB7,QXC9,QXE4,QXQ4,QXU,RA2,RHQ4,RTB2,RXQ4,SE,SMX2,SXE4
					SXQ4,SXU,VA2,VDG2,VH12,VTA2,VXB7,VXQ4,VXQ7,VXU1,VX2,WKD6,WKT2,WKT4
2	28410-ZE2-W01ZB	CASE COMP., RECOIL STARTER	1	-----	EDN2,EDS2,EDS6,EDT6,ED2,EN2,HA2,LX2,PA2,PMT2,QAE2,QAG,QAR2,QA2,QTC2,QXC9
		NH1.....BLACK	1	-----	RA2,SMX2,SXU,VA2,VTA2,VWC2,VXB7,VXQ4,VX2
	28410-ZE2-W01ZG	*NH105*...MAT BLACK (#15-#20)	1	-----	VWC2,VXB7
	28410-ZE2-W01ZJ	*T68*.....TSURUMI BLUE	1	-----	ED2
	28410-ZE2-W01ZK	*Y131*.....LIGHTNING YELLOW	1	-----	ED2
	28410-ZE2-W01ZM	*T80*.....BAKELITE ORANGE	1	-----	ED2
	28410-ZE2-W01ZN	*R280*.....POWER RED	1	-----	ED2,HA2,HHQ4,HXQ4,LHE4,LXQ4,LX2,PA2,QAB2,QAE2,QAG,QAG2,QAR2,QA2,QC12,QE
					QHB2,QHQ4,QTC2,QXB7,QXC9,QXE4,QXQ4,QXU,RA2,RHQ4,RTB2,RXQ4,SE,SMX2,SXE4
					SXQ4,SXU,VA2,VDG2,VH12,VTA2,VXB7,VXQ4,VXQ7,VXU1,VX2,WKD6,WKT2,WKT4
3	28421-ZE2-W01	PULLEY, RECOIL STARTER	1		
4	28422-ZE2-W01	RATCHET, STARTER	2		
5	28441-ZE2-W01	SPRING, FRICTION	1		
6	28442-ZE2-W01	SPRING, STARTER RETURN	1		
7	28443-ZE2-W01	SPRING, RATCHET	2		
8	28444-ZE2-W01	RETAINER, SPRING	1		
9	28461-ZE2-W02	GRIP, STARTER	1		
10	28462-ZE2-W11	ROPE, RECOIL STARTER	1		

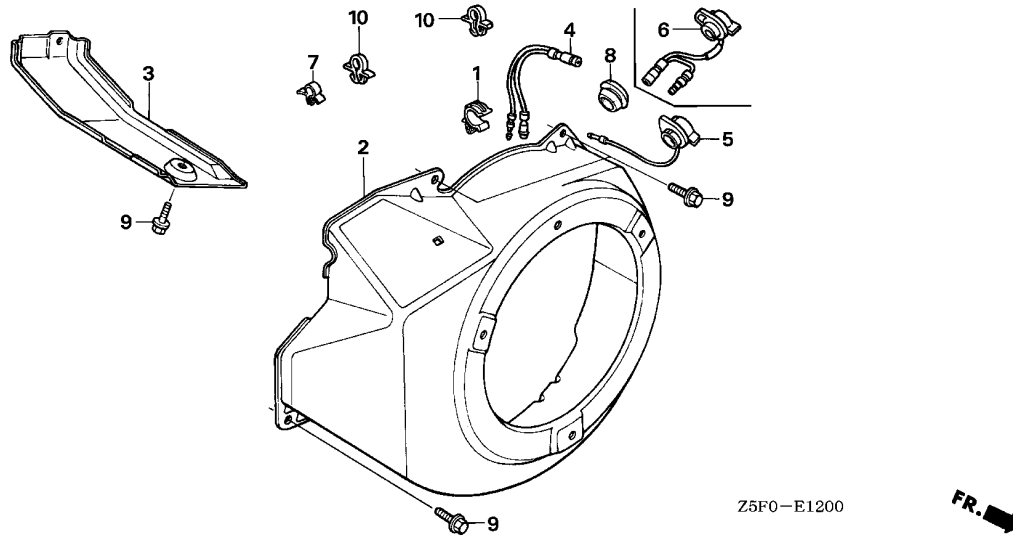


Z5F0-E1100

Ref. No.	Part No.	Description	Reqd. QTY		Serial No.	Parts catalogue code
			GX	U1		

11	90004-ZE2-W01	SCREW, CENTER	1			
12	90008-ZE2-003	BOLT, FLANGE, 6X10	3			



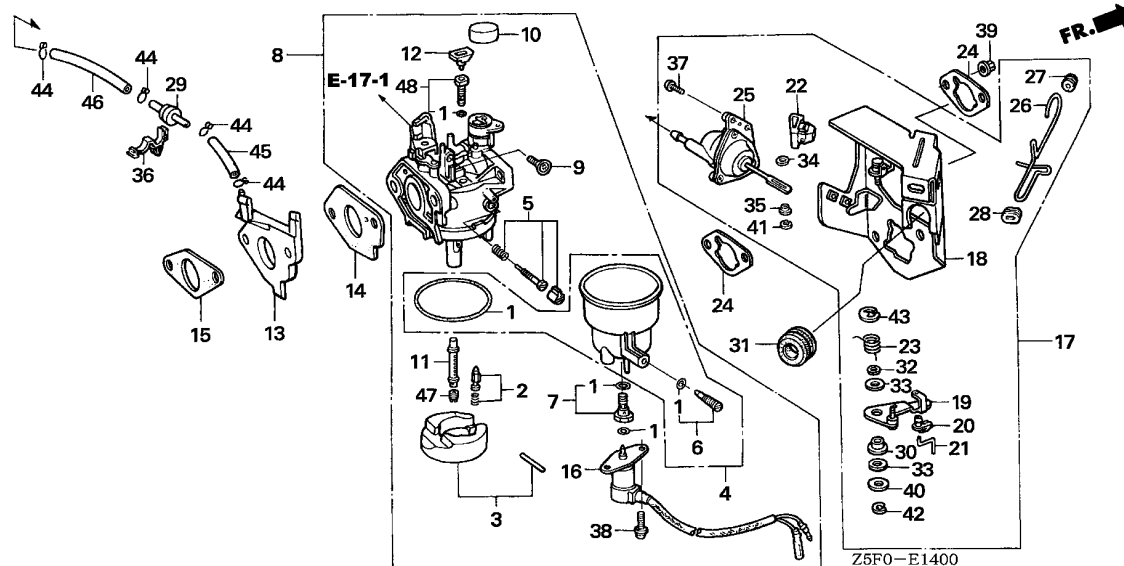


Ref. No.	L.O.N.	(Relative ref. Number) Description	F.R.T.
2	1141G8	COVER, ENGINE COOLING FAN	0.2
4	6111A3	CORD, ENGINE STOP SWITCH	0.2
5	6151D9	SWITCH, ENGINE STOP	0.2

Ref. No.	Part No.	Description	Reqd. QTY	Serial No.	Parts catalogue code
			GX 240 U1		
1	16731-ZE2-003	CLIP, TUBE	1	-----	HA2,HHQ4,HXQ4,LHE4,LXQ4,LX2,PA2,PMT2,QAB2,QAE2,QAG,QAG2,QAR2,QA2,QC12,QE,QHB2,QHQ4,QTC2,QXB7,QXC9,QXE4,QXQ4,QXU,RA2,RHQ4,RTB2,RXQ4,SE,SMX2,SXE4,SXQ4,SXU,VA2,VDG2,VH12,VTA2,VWC2,VXB7,VXQ4,VXQ7,VXU1,VX2,WKD6,WKT2,WKT4
2	19610-ZE2-010ZC	COVER COMP., FAN *NH1*.....BLACK	1	-----	HA2,LX2,PA2,PMT2,QAE2,QAG,QAR2,QA2,QTC2,QXC9,RA2,SMX2,SXU,VA2,VTA2,VWC2,VXB7,VXQ4,VX2
	19610-ZE2-010ZF	*NH246*.....LOOSEY GRAY	1	-----	HA2,LX2,PA2,QAE2,QA2,QXC9,RA2,VA2,VTA2,VX2
	19610-ZE2-010ZG	*NH105*...MAT BLACK (#15-#20)	1	-----	VWC2,VXB7
	19610-ZE2-010ZL	*R280*.....POWER RED	1	-----	HA2,HHQ4,HXQ4,LHE4,LXQ4,LX2,PA2,QAB2,QAE2,QAG,QAG2,QAR2,QA2,QC12,QE,QHB2,QHQ4,QTC2,QXB7,QXC9,QXE4,QXQ4,QXU,RA2,RHQ4,RTB2,RXQ4,SE,SMX2,SXE4,SXQ4,SXU,VA2,VDG2,VH12,VTA2,VXB7,VXQ4,VXQ7,VXU1,VX2,WKD6,WKT2,WKT4
	19610-ZE2-700ZD	*NH1*.....BLACK	1	-----	EDN2,EDS2,EDS6,EDT6,ED2,EN2
	19610-ZE2-700ZG	*T68*.....TSURUMI BLUE	1	-----	ED2
	19610-ZE2-700ZH	*Y131*.....LIGHTNING YELLOW	1	-----	ED2
	19610-ZE2-700ZK	*T80*.....BAKELITE ORANGE	1	-----	ED2
	19610-ZE2-700ZL	*R280*.....POWER RED	1	-----	ED2
3	19631-ZE2-D00	SHROUD	1	-----	
4	32197-ZH8-003	SUB HARNESS	1	-----	EDS2,EDS6,EDT6,ED2,EN2
5	35120-Z0D-V81	SWITCH ASSY., ENGINE STOP ...	1	-----	HHQ4,QC12,QE,QHB2,QHQ4,RHQ4,SE
6	36100-ZF6-P81	SWITCH ASSY., ENGINE STOP ...	1	-----	HA2,HXQ4,LXQ4,LX2,PA2,PMT2,QAB2,QAG,QAG2,QA2,QTC2,QXB7,QXC9,QXQ4,QXU,RA2,RTB2,RXQ4,SMX2,SXQ4,SXU,VA2,VDG2,VH12,VTA2,VWC2,VXB7,VXQ4,VXQ7,VXU1,VX2,WKD6,WKT2,WKT4
7	36103-ZE1-000	HOLDER, STOP SWITCH CORD	1	-----	QC12,QHB2
8	81329-567-020	GROMMET, DRAIN HOLE	1	-----	EDN2,EDS2,EDS6,EDT6,ED2,EN2,LHE4,QAE2,QAR2,QXE4,SXE4
9	90013-883-000	BOLT, FLANGE, 6X12(CT200) ...	6	-----	
10	90654-SA4-003	CLIP, WIRE HARNESS, 6MM(WHITE)	2	-----	EDN2,EDS2,EDS6,EDT6,ED2,EN2

E-14

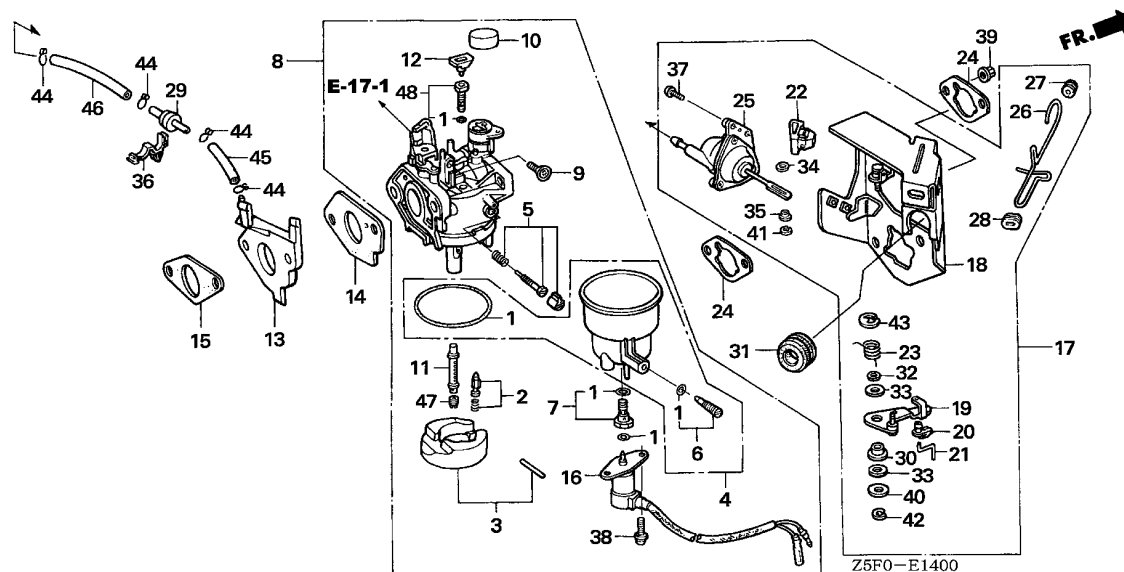
CARBURETOR(1)



Ref. No.	L.O.N.	(Relative ref. Number) Description	F.R.T.
1	3111B1	GASKET SET, CARBURETOR (3)	0.4
2	3111E1	VALVE SET, FLOAT AND/OR FLOAT SET	0.4
5	3111D7	SCREW SET, PILOT	0.2
8	3111F3	CARBURETOR (15)	0.3
13	3111C0	INSULATOR, CARBURETOR AND/OR PACKING, INSULATOR	0.3
14	3111C8	PACKING, CARBURETOR	0.3
16	6211C0	VALVE, CARBURETOR SOLENOID	0.3
17	8101R1	STAY, MANUAL CHOKE	0.3
18	3111G3	STAY, CHOKE CONTROL	0.4
21	8101J8	ROD, CARBURETOR CHOKE	0.2
24	3121D9	PACKING, AIR CLEANER	0.3
25	3111A7	DIAPHRAGM, CARBURETOR	0.3
29	311175	VALVE, DASHPOT CHECK	0.1
47	3111C3	JET, MAIN	0.4

Ref. No.	Part No.	Description	Reqd. QTY	Serial No.	Parts catalogue code
			GX 240 U1		
1	16010-ZE3-701	GASKET SET	1	-----	EDN2,EDS2,EDS6,EDT6,ED2,EN2
2	16011-ZA0-931	VALVE SET, FLOAT	1	-----	EDN2,EDS2,EDS6,EDT6,ED2,EN2
3	16013-ZA0-931	FLOAT SET	1	-----	EDN2,EDS2,EDS6,EDT6,ED2,EN2
4	16015-ZA0-931	CHAMBER SET, FLOAT	1	-----	EDN2,EDS2,EDS6,EDT6,ED2,EN2
5	16016-ZH7-W01	SCREW SET, PILOT	1	-----	EDN2,EDS2,EDS6,EDT6,ED2,EN2
6	16024-124-761	SCREW SET, DRAIN	1	-----	EDN2,EDS2,EDS6,EDT6,ED2,EN2
7	16028-ZA0-931	SCREW SET	1	-----	EDN2,EDS2,EDS6,EDT6,ED2,EN2
8	16100-ZE2-F01	CARBURETOR ASSY. (BE72C B)	1	-----	EDN2,EDS2,EDS6,EDT6,ED2,EN2
9	16124-ZE0-005	SCREW, THROTTLE STOP	1	-----	EDN2,EDS2,EDS6,EDT6,ED2,EN2
10	16148-141-881	CAP, CHOKE DUST	1	-----	EDN2,EDS2,EDS6,EDT6,ED2,EN2
11	16166-ZE2-015	NOZZLE, MAIN	1	-----	EDN2,EDS2,EDS6,EDT6,ED2,EN2
12	16172-ZE3-W10	COLLAR, SETTING	1	-----	EDN2,EDS2,EDS6,EDT6,ED2,EN2
13	16211-ZE2-700	INSULATOR, CARBURETOR	1	-----	EDN2,EDS2,EDS6,EDT6,ED2,EN2
14	16221-ZA0-800	PACKING, CARBURETOR	1	-----	EDN2,EDS2,EDS6,EDT6,ED2,EN2
15	16223-ZA0-800	PACKING, INSULATOR	1	-----	EDN2,EDS2,EDS6,EDT6,ED2,EN2
16	16230-ZE3-701	VALVE ASSY., SOLENOID	1	-----	EDN2,EDS2,EDS6,EDT6,ED2,EN2
17	16260-ZE2-722	STAY ASSY., MANUAL CHOKE	1	-----	EDN2,EDS2,EDS6,EDT6,ED2,EN2
18	16261-ZE2-702	STAY COMP., SOLENOID	1	-----	EDN2,EDS2,EDS6,EDT6,ED2,EN2
19	16262-ZE2-711	LEVER, CHOKE	1	-----	EDN2,EDS2,EDS6,EDT6,ED2,EN2
20	16263-ZA0-000	JOINT, ROD	1	-----	EDN2,EDS2,EDS6,EDT6,ED2,EN2
21	16264-ZE2-701	ROD, CHOKE	1	-----	EDN2,EDS2,EDS6,EDT6,ED2,EN2
22	16265-ZE2-721	STOPPER, CHOKE ROD	1	-----	EDN2,EDS2,EDS6,EDT6,ED2,EN2
23	16268-ZE2-721	SPRING, MANUAL CHOKE	1	-----	EDN2,EDS2,EDS6,EDT6,ED2,EN2
24	16269-ZA0-800	PACKING, AIR CLEANER	2	-----	EDN2,EDS2,EDS6,EDT6,ED2,EN2
25	16400-ZE2-703	DIAPHRAGM ASSY.	1	-----	EDN2,EDS2,EDS6,EDT6,ED2,EN2





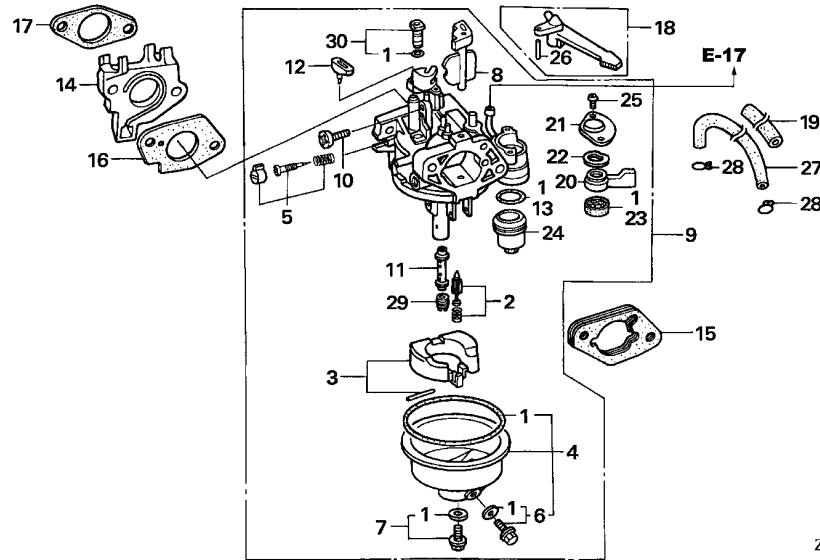
Z5F0-E1400

Ref. No.	Part No.	Description	Reqd. QTY		Serial No.	Parts catalogue code
			GX	U1		
26	16611-ZE2-711	ROD, CHOKE CONTROL	1	-----	-----	EDN2,EDS2,EDS6,EDT6,ED2,EN2
27	16613-893-000	GROMMET, CHOKE ROD	1	-----	-----	EDN2,EDS2,EDS6,EDT6,ED2,EN2
28	16615-893-000	GUIDE, CHOKE ROD	1	-----	-----	EDN2,EDS2,EDS6,EDT6,ED2,EN2
29	36135-ZF6-D41	VALVE, DASHPOT CHECK	1	-----	-----	EDN2,EDS2,EDS6,EDT6,ED2,EN2
30	53149-964-003	BUSH, ARM PIVOT	1	-----	-----	EDN2,EDS2,EDS6,EDT6,ED2,EN2
31	88911-MJ3-000	GROMMET, FENDER	1	-----	-----	EDN2,EDS2,EDS6,EDT6,ED2,EN2
32	90431-ZE2-700	WASHER, CHOKE LEVER	1	-----	-----	EDN2,EDS2,EDS6,EDT6,ED2,EN2
33	90432-ZE2-700	SEAL, CHOKE LEVER	2	-----	-----	EDN2,EDS2,EDS6,EDT6,ED2,EN2
34	90433-ZE2-700	WASHER, THRUST, 2.7X8	1	-----	-----	EDN2,EDS2,EDS6,EDT6,ED2,EN2
35	90434-ZE2-700	COLLAR, LEVER	1	-----	-----	EDN2,EDS2,EDS6,EDT6,ED2,EN2
36	90650-SD9-003	CLIP, WIRE HARNESS	1	-----	-----	EDN2,EDS2,EDS6,EDT6,ED2,EN2
37	93500-05012-0A	SCREW, PAN, 5X12	2	-----	-----	EDN2,EDS2,EDS6,EDT6,ED2,EN2
38	93892-05012-18	SCREW-WASHER, 5X12	2	-----	-----	EDN2,EDS2,EDS6,EDT6,ED2,EN2
39	94050-06000	NUT, FLANGE, 6MM	2	-----	-----	EDN2,EDS2,EDS6,EDT6,ED2,EN2
40	94103-05000	WASHER, PLAIN, 5MM	1	-----	-----	EDN2,EDS2,EDS6,EDT6,ED2,EN2
41	94540-02010	E-RING, 2MM	1	-----	-----	EDN2,EDS2,EDS6,EDT6,ED2,EN2
42	94540-04010	E-RING, 4MM	1	-----	-----	EDN2,EDS2,EDS6,EDT6,ED2,EN2
43	94540-07010	E-RING, 7MM	1	-----	-----	EDN2,EDS2,EDS6,EDT6,ED2,EN2
44	95002-02070	CLIP, TUBE (B7)	4	-----	-----	EDN2,EDS2,EDS6,EDT6,ED2,EN2
45	95005-35065-10	TUBE, 3.5X65(95005-35001-10M)	1	-----	-----	EDN2,EDS2,EDS6,EDT6,ED2,EN2
46	95005-35130-10	TUBE, 3.5X130(95005-35001-10M)	1	-----	-----	EDN2,EDS2,EDS6,EDT6,ED2,EN2
47	99101-ZH8-0750	JET, MAIN, #75	(1)	-----	-----	EDN2,EDS2,EDS6,EDT6,ED2,EN2
	99101-ZH8-0780	JET, MAIN, #78	(1)	-----	-----	EDN2,EDS2,EDS6,EDT6,ED2,EN2
	99101-ZH8-0800	JET, MAIN, #80	1	-----	-----	EDN2,EDS2,EDS6,EDT6,ED2,EN2
48	99204-ZA0-0450	JET SET, PILOT, #45	1	-----	-----	EDN2,EDS2,EDS6,EDT6,ED2,EN2

E-14-1

CARBURETOR(2)

E 3



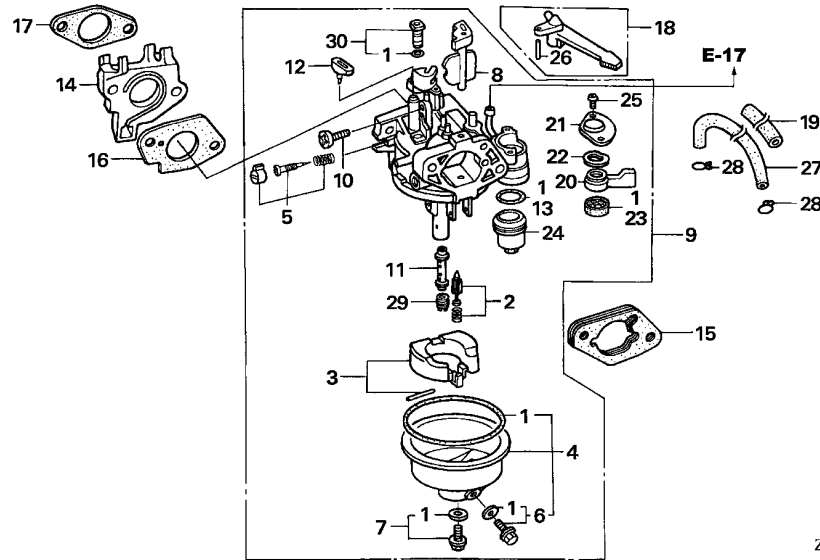
Z5F0-E1401



Ref. No.	L.O.N.	(Relative ref. Number) Description	F.R.T.
1	3111G1	GASKET SET, CARBURETOR(A) (3)	0.3
2	3111G6	VALVE SET, FLOAT AND/OR FLOAT SET(A)	0.3
5	3111D7	SCREW SET, PILOT	0.2
9	3111G7	CARBURETOR(A)	0.2
13	3101L6	PACKING, FUEL STRAINER CUP (17)	0.2
14	3111G2	INSULATOR, CARBURETOR AND/OR PACKING, INSULATOR(A)	0.2
15	3111D9	SPACER, CARBURETOR	0.2
16	3111G5	PACKING, CARBURETOR(A)	0.2
18	8101F9	LEVER, CARBURETOR CHOKE	0.2
23	3101C5	PACKING, FUEL COCK	0.2
29	3111G4	JET, MAIN(A)	0.3

Ref. No.	Part No.	Description	Reqd. QTY		Serial No.	Parts catalogue code
			GX	U1		
1	16010-ZE2-812	GASKET SET	1			HA2,HHQ4,HXQ4,LHE4,LXQ4,LX2,PA2,PMT2,QAB2,QAE2,QAG,QAG2,QAR2,QA2,QC12,QE,QHB2,QHQ4,QTC2,QXB7,QXC9,QXE4,QXQ4,QXU,RA2,RHQ4,RTB2,RXQ4,SE,SMX2,SXE4,SXQ4,SXU,VA2,VDG2,VH12,VTA2,VWC2,VXB7,VXQ4,VXQ7,VXU1,VX2,WKD6,WKT2,WKT4
2	16011-ZA0-931	VALVE SET, FLOAT	1			HA2,HHQ4,HXQ4,LHE4,LXQ4,LX2,PA2,PMT2,QAB2,QAE2,QAG,QAG2,QAR2,QA2,QC12,QE,QHB2,QHQ4,QTC2,QXB7,QXC9,QXE4,QXQ4,QXU,RA2,RHQ4,RTB2,RXQ4,SE,SMX2,SXE4,SXQ4,SXU,VA2,VDG2,VH12,VTA2,VWC2,VXB7,VXQ4,VXQ7,VXU1,VX2,WKD6,WKT2,WKT4
3	16013-ZA0-931	FLOAT SET	1			HA2,HHQ4,HXQ4,LHE4,LXQ4,LX2,PA2,PMT2,QAB2,QAE2,QAG,QAG2,QAR2,QA2,QC12,QE,QHB2,QHQ4,QTC2,QXB7,QXC9,QXE4,QXQ4,QXU,RA2,RHQ4,RTB2,RXQ4,SE,SMX2,SXE4,SXQ4,SXU,VA2,VDG2,VH12,VTA2,VWC2,VXB7,VXQ4,VXQ7,VXU1,VX2,WKD6,WKT2,WKT4
4	16015-ZE8-005	CHAMBER SET, FLOAT	1			HA2,HHQ4,HXQ4,LHE4,LXQ4,LX2,PA2,PMT2,QAB2,QAE2,QAG,QAG2,QAR2,QA2,QC12,QE,QHB2,QHQ4,QTC2,QXB7,QXC9,QXE4,QXQ4,QXU,RA2,RHQ4,RTB2,RXQ4,SE,SMX2,SXE4,SXQ4,SXU,VA2,VDG2,VH12,VTA2,VWC2,VXB7,VXQ4,VXQ7,VXU1,VX2,WKD6,WKT2,WKT4
5	16016-ZH7-W01	SCREW SET, PILOT	1			HA2,HHQ4,HXQ4,LHE4,LXQ4,LX2,PA2,PMT2,QAB2,QAE2,QAG,QAG2,QAR2,QA2,QC12,QE,QHB2,QHQ4,QTC2,QXB7,QXC9,QXE4,QXQ4,QXU,RA2,RHQ4,RTB2,RXQ4,SE,SMX2,SXE4,SXU,VA2,VDG2,VH12,VTA2,VWC2,VXB7,VXQ4,VXQ7,VXU1,VX2,WKD6,WKT2,WKT4
	16016-ZH8-W01	SCREW SET	1			QXC9
6	16024-ZE1-811	SCREW SET, DRAIN	1			HA2,HHQ4,HXQ4,LHE4,LXQ4,LX2,PA2,PMT2,QAB2,QAE2,QAG,QAG2,QAR2,QA2,QC12,QE,QHB2,QHQ4,QTC2,QXB7,QXC9,QXE4,QXQ4,QXU,RA2,RHQ4,RTB2,RXQ4,SE,SMX2,SXE4,SXQ4,SXU,VA2,VDG2,VH12,VTA2,VWC2,VXB7,VXQ4,VXQ7,VXU1,VX2,WKD6,WKT2,WKT4
7	16028-ZE0-005	SCREW SET	1			HA2,HHQ4,HXQ4,LHE4,LXQ4,LX2,PA2,PMT2,QAB2,QAE2,QAG,QAG2,QAR2,QA2,QC12,QE,QHB2,QHQ4,QTC2,QXB7,QXC9,QXE4,QXQ4,QXU,RA2,RHQ4,RTB2,RXQ4,SE,SMX2,SXE4,SXQ4,SXU,VA2,VDG2,VH12,VTA2,VWC2,VXB7,VXQ4,VXQ7,VXU1,VX2,WKD6,WKT2,WKT4
8	16044-ZE2-005	CHOKE SET	1			HA2,HHQ4,HXQ4,LHE4,LXQ4,LX2,PA2,PMT2,QAB2,QAE2,QAG,QAG2,QAR2,QA2,QC12,QE,QHB2,QHQ4,QTC2,QXB7,QXC9,QXE4,QXQ4,QXU,RA2,RHQ4,RTB2,RXQ4,SE,SMX2,SXE4,SXQ4,SXU,VA2,VDG2,VH12,VTA2,VWC2,VXB7,VXQ4,VXQ7,VXU1,VX2,WKD6,WKT2,WKT4
9	16100-ZE2-W32	CARBURETOR ASSY. (BE15G C)	1			QE,SE
	16100-ZE2-W51	CARBURETOR ASSY. (BE70A B)	1			QXC9

2

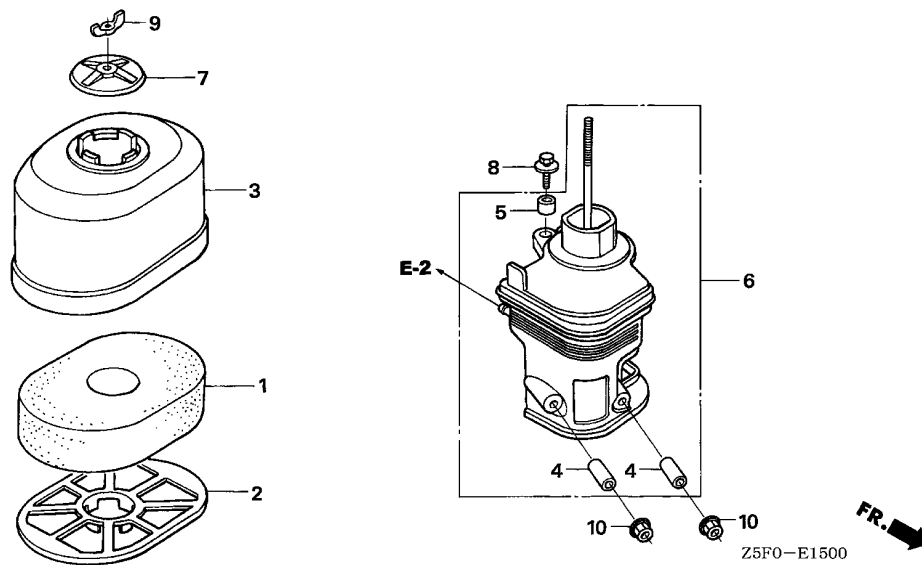


Z5F0-E1401



Ref. No.	Part No.	Description	Reqd. QTY		Serial No.	Parts catalogue code
			GX 240 U1			
(9)	16100-ZE2-W71	CARBURETOR ASSY. (BE70B B) ..	1			HA2,HHQ4,HXQ4,LHE4,LXQ4,LX2,PA2,PMT2,QAB2,QAE2,QAG,QAG2,QAR2,QA2,QC12,QHB2,QHQ4,QTC2,QXB7,QXE4,QXQ4,QXU,RA2,RHQ4,RTB2,RXQ4,SMX2,SXE4, SXQ4, SXU,VA2,VDG2,VH12,VTA2,VWC2,VXB7,VXQ4,VXQ7,VXU1,VX2,WKD6,WKT2,WKT4
10	16124-ZE0-005	SCREW, THROTTLE STOP	1			HA2,HHQ4,HXQ4,LHE4,LXQ4,LX2,PA2,PMT2,QAB2,QAE2,QAG,QAG2,QAR2,QA2,QC12, QE,QHB2,QHQ4,QTC2,QXB7,QXC9,QXE4,QXQ4,QXU,RA2,RHQ4,RTB2,RXQ4,SE,SMX2,SXE4, SXQ4, SXU,VA2,VDG2,VH12,VTA2,VWC2,VXB7,VXQ4,VXQ7,VXU1,VX2,WKD6,WKT2,WKT4
11	16166-ZE2-W70	NOZZLE, MAIN	1			HA2,HHQ4,HXQ4,LHE4,LXQ4,LX2,PA2,PMT2,QAB2,QAE2,QAG,QAG2,QAR2,QA2,QC12,QHB2,QHQ4,QTC2,QXB7,QXE4,QXQ4,QXU,RA2,RHQ4,RTB2,RXQ4,SMX2,SXE4, SXQ4, SXU,VA2,VDG2,VH12,VTA2,VWC2,VXB7,VXQ4,VXQ7,VXU1,VX2,WKD6,WKT2,WKT4
	16166-ZE2-015	1			QE,SE
	16166-ZH9-W00	1			QXC9
12	16172-ZE3-W10	COLLAR, SETTING	1			HA2,HHQ4,HXQ4,LHE4,LXQ4,LX2,PA2,PMT2,QAB2,QAE2,QAG,QAG2,QAR2,QA2,QC12,QHB2,QHQ4,QTC2,QXB7,QXC9,QXE4,QXQ4,QXU,RA2,RHQ4,RTB2,RXQ4,SMX2,SXE4, SXQ4, SXU,VA2,VDG2,VH12,VTA2,VWC2,VXB7,VXQ4,VXQ7,VXU1,VX2,WKD6,WKT2,WKT4
13	16173-001-004	PACKING, FUEL STRAINER CUP ..	1			HA2,HHQ4,HXQ4,LHE4,LXQ4,LX2,PA2,PMT2,QAB2,QAE2,QAG,QAG2,QAR2,QA2,QC12, QE,QHB2,QHQ4,QTC2,QXB7,QXC9,QXE4,QXQ4,QXU,RA2,RHQ4,RTB2,RXQ4,SE,SMX2,SXE4, SXQ4, SXU,VA2,VDG2,VH12,VTA2,VWC2,VXB7,VXQ4,VXQ7,VXU1,VX2,WKD6,WKT2,WKT4
14	16211-ZE2-000	INSULATOR, CARBURETOR	1			HA2,HHQ4,HXQ4,LHE4,LXQ4,LX2,PA2,PMT2,QAB2,QAE2,QAG,QAG2,QAR2,QA2,QC12, QE,QHB2,QHQ4,QTC2,QXB7,QXC9,QXE4,QXQ4,QXU,RA2,RHQ4,RTB2,RXQ4,SE,SMX2,SXE4, SXQ4, SXU,VA2,VDG2,VH12,VTA2,VWC2,VXB7,VXQ4,VXQ7,VXU1,VX2,WKD6,WKT2,WKT4
15	16220-ZA0-702	SPACER COMP., CARBURETOR	1			HA2,HHQ4,HXQ4,LHE4,LXQ4,LX2,PA2,PMT2,QAB2,QAE2,QAG,QAG2,QAR2,QA2,QC12, QE,QHB2,QHQ4,QTC2,QXB7,QXC9,QXE4,QXQ4,QXU,RA2,RHQ4,RTB2,RXQ4,SE,SMX2,SXE4, SXQ4, SXU,VA2,VDG2,VH12,VTA2,VWC2,VXB7,VXQ4,VXQ7,VXU1,VX2,WKD6,WKT2,WKT4
16	16221-ZA0-800	PACKING, CARBURETOR	1			HA2,HHQ4,HXQ4,LHE4,LXQ4,LX2,PA2,PMT2,QAB2,QAE2,QAG,QAG2,QAR2,QA2,QC12, QE,QHB2,QHQ4,QTC2,QXB7,QXC9,QXE4,QXQ4,QXU,RA2,RHQ4,RTB2,RXQ4,SE,SMX2,SXE4, SXQ4, SXU,VA2,VDG2,VH12,VTA2,VWC2,VXB7,VXQ4,VXQ7,VXU1,VX2,WKD6,WKT2,WKT4

Ref. No.	Part No.	Description	Reqd. QTY		Serial No.	Parts catalogue code
			GX 240 U1			
17	16223-ZA0-800	PACKING, INSULATOR	1	-----	-----	HA2,HHQ4,HXQ4,LHE4,LXQ4,LX2,PA2,PMT2,QAB2,QAE2,QAG,QAG2,QAR2,QA2,QC12,QE,QHB2,QHQ4,QTC2,QXB7,QXC9,QXE4,QXQ4,QXU,RA2,RHQ4,RTB2,RXQ4,SE,SMX2,SXE4,SXQ4,SXU,VA2,VDG2,VH12,VTA2,VWC2,VXB7,VXQ4,VXQ7,VXU1,VX2,WKD6,WKT2,WKT4
18	16610-ZE1-000	LEVER COMP., CHOKE (STD.) ...	1	-----	-----	HA2,HHQ4,HXQ4,LHE4,LXQ4,LX2,PA2,PMT2,QAB2,QAE2,QAG,QAG2,QAR2,QA2,QC12,QE,QHB2,QHQ4,QTC2,QXB7,QXC9,QXE4,QXQ4,QXU,RA2,RHQ4,RTB2,RXQ4,SE,SMX2,SXE4,SXQ4,SXU,VA2,VDG2,VH12,VTA2,VWC2,VXB7,VXQ4,VXQ7,VXU1,VX2,WKD6,WKT2,WKT4
19	16854-ZH8-000	RUBBER, SUPPORTER (107MM) ...	1	-----	-----	VTA2
20	16953-ZE1-812	LEVER, COCK	1	-----	-----	HA2,HHQ4,HXQ4,LHE4,LXQ4,LX2,PA2,PMT2,QAB2,QAE2,QAG,QAG2,QAR2,QA2,QC12,QE,QHB2,QHQ4,QTC2,QXB7,QXC9,QXE4,QXQ4,QXU,RA2,RHQ4,RTB2,RXQ4,SE,SMX2,SXE4,SXQ4,SXU,VA2,VDG2,VH12,VTA2,VWC2,VXB7,VXQ4,VXQ7,VXU1,VX2,WKD6,WKT2,WKT4
21	16954-ZE1-812	PLATE, LEVER SETTING	1	-----	-----	HA2,HHQ4,HXQ4,LHE4,LXQ4,LX2,PA2,PMT2,QAB2,QAE2,QAG,QAG2,QAR2,QA2,QC12,QE,QHB2,QHQ4,QTC2,QXB7,QXC9,QXE4,QXQ4,QXU,RA2,RHQ4,RTB2,RXQ4,SE,SMX2,SXE4,SXQ4,SXU,VA2,VDG2,VH12,VTA2,VWC2,VXB7,VXQ4,VXQ7,VXU1,VX2,WKD6,WKT2,WKT4
22	16956-ZE1-811	SPRING, COCK LEVER	1	-----	-----	HA2,HHQ4,HXQ4,LHE4,LXQ4,LX2,PA2,PMT2,QAB2,QAE2,QAG,QAG2,QAR2,QA2,QC12,QE,QHB2,QHQ4,QTC2,QXB7,QXC9,QXE4,QXQ4,QXU,RA2,RHQ4,RTB2,RXQ4,SE,SMX2,SXE4,SXQ4,SXU,VA2,VDG2,VH12,VTA2,VWC2,VXB7,VXQ4,VXQ7,VXU1,VX2,WKD6,WKT2,WKT4
23	16957-ZE1-812	PACKING, FUEL COCK	1	-----	-----	HA2,HHQ4,HXQ4,LHE4,LXQ4,LX2,PA2,PMT2,QAB2,QAE2,QAG,QAG2,QAR2,QA2,QC12,QE,QHB2,QHQ4,QTC2,QXB7,QXC9,QXE4,QXQ4,QXU,RA2,RHQ4,RTB2,RXQ4,SE,SMX2,SXE4,SXQ4,SXU,VA2,VDG2,VH12,VTA2,VWC2,VXB7,VXQ4,VXQ7,VXU1,VX2,WKD6,WKT2,WKT4
24	16967-ZE0-811	CUP, FUEL STRAINER	1	-----	-----	HA2,HHQ4,HXQ4,LHE4,LXQ4,LX2,PA2,PMT2,QAB2,QAE2,QAG,QAG2,QAR2,QA2,QC12,QE,QHB2,QHQ4,QTC2,QXB7,QXC9,QXE4,QXQ4,QXU,RA2,RHQ4,RTB2,RXQ4,SE,SMX2,SXE4,SXQ4,SXU,VA2,VDG2,VH12,VTA2,VWC2,VXB7,VXQ4,VXQ7,VXU1,VX2,WKD6,WKT2,WKT4
25	93500-03006-1H	SCREW, PAN, 3X6	2	-----	-----	HA2,HHQ4,HXQ4,LHE4,LXQ4,LX2,PA2,PMT2,QAB2,QAE2,QAG,QAG2,QAR2,QA2,QC12,QE,QHB2,QHQ4,QTC2,QXB7,QXC9,QXE4,QXQ4,QXU,RA2,RHQ4,RTB2,RXQ4,SE,SMX2,SXE4,SXQ4,SXU,VA2,VDG2,VH12,VTA2,VWC2,VXB7,VXQ4,VXQ7,VXU1,VX2,WKD6,WKT2,WKT4
26	94305-20122	PIN, SPRING, 2X12	1	-----	-----	HA2,HHQ4,HXQ4,LHE4,LXQ4,LX2,PA2,PMT2,QAB2,QAE2,QAG,QAG2,QAR2,QA2,QC12,QE,QHB2,QHQ4,QTC2,QXB7,QXC9,QXE4,QXQ4,QXU,RA2,RHQ4,RTB2,RXQ4,SE,SMX2,SXE4,SXQ4,SXU,VA2,VDG2,VH12,VTA2,VWC2,VXB7,VXQ4,VXQ7,VXU1,VX2,WKD6,WKT2,WKT4
27	95001-45222-40	TUBE, FUEL, 4.5X222 (95001-45001-60M)	1	-----	-----	VTA2
28	95002-02080	CLIP, TUBE (B8)	2	-----	-----	VTA2
29	99101-ZH8-0800	JET, MAIN, #80	(1)	-----	-----	QE,SE
	99101-ZH8-0820	JET, MAIN, #82	(1)	-----	-----	HA2,HHQ4,HXQ4,LHE4,LXQ4,LX2,PA2,PMT2,QAB2,QAE2,QAG,QAG2,QAR2,QA2,QC12,QE,QHB2,QHQ4,QTC2,QXB7,QXC9,QXE4,QXQ4,QXU,RA2,RHQ4,RTB2,RXQ4,SE,SMX2,SXE4,SXQ4,SXU,VA2,VDG2,VH12,VTA2,VWC2,VXB7,VXQ4,VXQ7,VXU1,VX2,WKD6,WKT2,WKT4
	99101-ZH8-0850	JET, MAIN, #85	1	-----	-----	QE,SE
			(1)	-----	-----	HA2,HHQ4,HXQ4,LHE4,LXQ4,LX2,PA2,PMT2,QAB2,QAE2,QAG,QAG2,QAR2,QA2,QC12,QE,QHB2,QHQ4,QTC2,QXB7,QXC9,QXE4,QXQ4,QXU,RA2,RHQ4,RTB2,RXQ4,SE,SMX2,SXE4,SXQ4,SXU,VA2,VDG2,VH12,VTA2,VWC2,VXB7,VXQ4,VXQ7,VXU1,VX2,WKD6,WKT2,WKT4
	99101-ZH8-0880	JET, MAIN, #88	1	-----	-----	HA2,HHQ4,HXQ4,LHE4,LXQ4,LX2,PA2,PMT2,QAB2,QAE2,QAG,QAG2,QAR2,QA2,QC12,QE,QHB2,QHQ4,QTC2,QXB7,QXC9,QXE4,QXQ4,QXU,RA2,RHQ4,RTB2,RXQ4,SE,SMX2,SXE4,SXQ4,SXU,VA2,VDG2,VH12,VTA2,VWC2,VXB7,VXQ4,VXQ7,VXU1,VX2,WKD6,WKT2,WKT4
			(1)	-----	-----	QXC9
	99101-ZH8-0900	JET, MAIN, #90	(1)	-----	-----	QXC9
	99101-ZH8-0920	JET, MAIN, #92	1	-----	-----	QXC9
30	99204-ZE0-0400	JET SET, PILOT, #40	1	-----	-----	HA2,HHQ4,HXQ4,LHE4,LXQ4,LX2,PA2,PMT2,QAB2,QAE2,QAG,QAG2,QAR2,QA2,QC12,QE,QHB2,QHQ4,QTC2,QXB7,QXC9,QXE4,QXQ4,QXU,RA2,RHQ4,RTB2,RXQ4,SE,SMX2,SXE4,SXQ4,SXU,VA2,VDG2,VH12,VTA2,VWC2,VXB7,VXQ4,VXQ7,VXU1,VX2,WKD6,WKT2,WKT4
	99204-ZE2-0380	JET SET, PILOT, #38	1	-----	-----	QE,SE



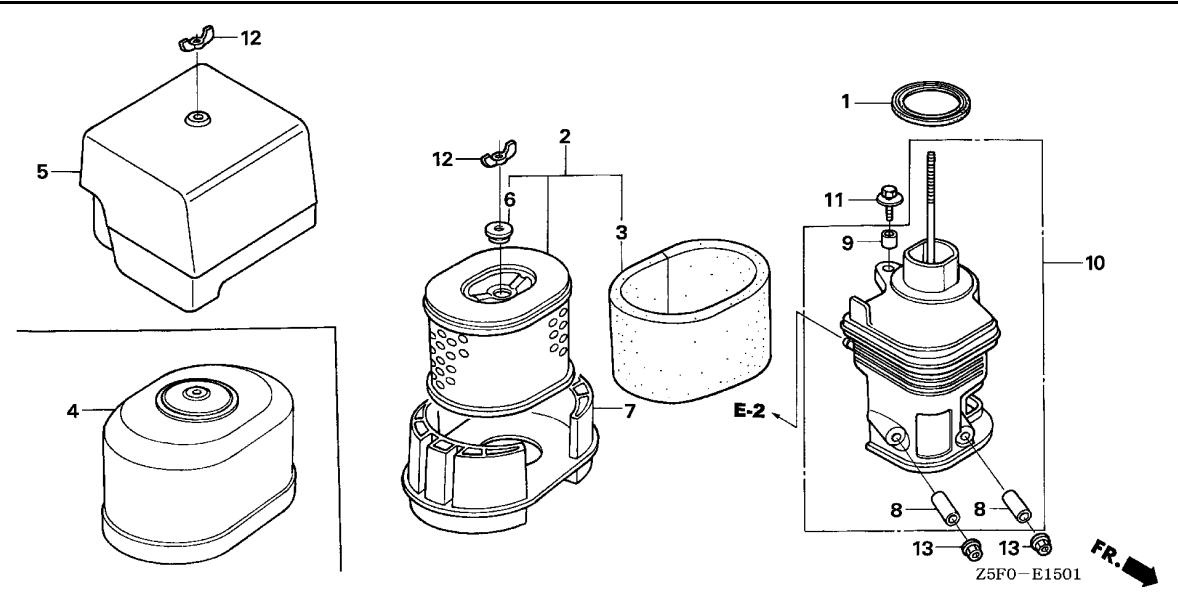
Ref. No.	L.O.N.	(Relative ref. Number) Description	F.R.T.
1	3121B8	ELEMENT, AIR CLEANER	0.1
6	3121B4	ELBOW, AIR CLEANER	0.1

Ref. No.	Part No.	Description	Reqd. QTY		Serial No.	Parts catalogue code
			GX	U1		
1	17211-ZE2-000	ELEMENT, AIR CLEANER (SEMI DRY)	1		-----	WKD6,WKT2,WKT4
2	17212-ZE2-000	GRID, AIR CLEANER	1		-----	WKD6,WKT2,WKT4
3	17231-ZE2-000	COVER, AIR CLEANER (SEMI DRY)	1		-----	WKD6,WKT2,WKT4
4	17238-ZE2-310	COLLAR, AIR CLEANER	2		-----	WKD6,WKT2,WKT4
5	17239-ZE1-000	COLLAR B, AIR CLEANER	1		-----	WKD6,WKT2,WKT4
6	17410-ZE2-020	ELBOW COMP., AIR CLEANER	1		-----	WKD6,WKT2,WKT4
7	17420-ZE2-000	CAP COMP., AIR CLEANER	1		-----	WKD6,WKT2,WKT4
8	90009-ZE2-003	BOLT-WASHER, 6X22	1		-----	WKD6,WKT2,WKT4
9	90325-044-000	NUT, TOOL BOX SETTING	1		-----	WKD6,WKT2,WKT4
10	94050-06000	NUT, FLANGE, 6MM	2		-----	WKD6,WKT2,WKT4

E-15-1

AIR CLEANER(2)

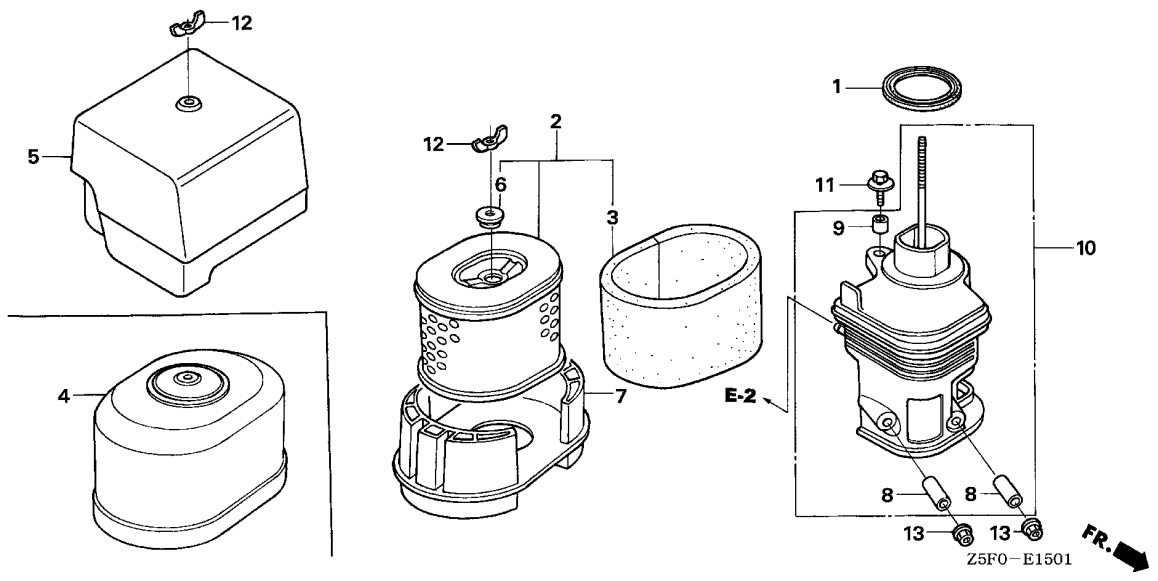
E 7



Ref. No.	L.O.N.	(Relative ref. Number) Description	F.R.T.
1	3121E1	PACKING, ELBOW	0.1
2	3121B8	ELEMENT, AIR CLEANER	0.1
3	3121C1	FILTER, OUTER	0.1
10	3121B4	ELBOW, AIR CLEANER	0.1

Ref. No.	Part No.	Description	Reqd. QTY	Serial No.	Parts catalogue code
			GX 240 U1		
1	16271-ZE2-010	PACKING, ELBOW	1	-----	HA2,HHQ4,HXQ4,LHE4,LXQ4,LX2,PA2,PMT2,QAB2,QAE2,QAG,QAG2,QAR2,QA2,QC12,QE,QHB2,QHQ4,QTC2,QXE4,QXQ4,QXU,RA2,RHQ4,RTB2,RXQ4,SE,SMX2,SXE4,SXQ4,SXU,VA2,VDG2,VH12,VTA2,VXQ4,VXQ7,VXU1,VX2
2	17210-ZE2-822	ELEMENT, AIR CLEANER (DUAL) ..	1	-----	HA2,HHQ4,HXQ4,LHE4,LXQ4,LX2,PA2,PMT2,QAB2,QAE2,QAG,QAG2,QAR2,QA2,QC12,QE,QHB2,QHQ4,QTC2,QXE4,QXQ4,QXU,RA2,RHQ4,RTB2,RXQ4,SE,SMX2,SXE4,SXQ4,SXU,VA2,VDG2,VH12,VTA2,VXQ4,VXQ7,VXU1,VX2
3	17218-ZE2-821	FILTER, OUTER	1	-----	HA2,HHQ4,HXQ4,LHE4,LXQ4,LX2,PA2,PMT2,QAB2,QAE2,QAG,QAG2,QAR2,QA2,QC12,QE,QHB2,QHQ4,QTC2,QXE4,QXQ4,QXU,RA2,RHQ4,RTB2,RXQ4,SE,SMX2,SXE4,SXQ4,SXU,VA2,VDG2,VH12,VTA2,VXQ4,VXQ7,VXU1,VX2
4	17230-ZE2-820	COVER, AIR CLEANER (DUAL) ...	1	-----	PMT2
5	17231-ZH9-820	COVER, AIR CLEANER	1	-----	HA2,HHQ4,HXQ4,LHE4,LXQ4,LX2,PA2,QAB2,QAE2,QAG,QAG2,QAR2,QA2,QC12,QE,QHB2,QHQ4,QTC2,QXE4,QXQ4,QXU,RA2,RHQ4,RTB2,RXQ4,SE,SMX2,SXE4,SXQ4,SXU,VA2,VDG2,VH12,VTA2,VXQ4,VXQ7,VXU1,VX2
6	17232-891-000	GROMMET, AIR CLEANER	1	-----	HA2,HHQ4,HXQ4,LHE4,LXQ4,LX2,PA2,PMT2,QAB2,QAE2,QAG,QAG2,QAR2,QA2,QC12,QE,QHB2,QHQ4,QTC2,QXE4,QXQ4,QXU,RA2,RHQ4,RTB2,RXQ4,SE,SMX2,SXE4,SXQ4,SXU,VA2,VDG2,VH12,VTA2,VXQ4,VXQ7,VXU1,VX2
7	17235-ZE2-820	NOSE, SILENCER	1	-----	HXQ4,LXQ4,LX2,PMT2,QE,QTC2,QXE4,QXQ4,QXU,RXQ4,SE,SMX2,SXE4,SXQ4,SXU,VXQ4,VXQ7,VXU1,VX2
8	17238-ZE2-310	COLLAR, AIR CLEANER	2	-----	HA2,HHQ4,HXQ4,LHE4,LXQ4,LX2,PA2,PMT2,QAB2,QAE2,QAG,QAG2,QAR2,QA2,QC12,QE,QHB2,QHQ4,QTC2,QXE4,QXQ4,QXU,RA2,RHQ4,RTB2,RXQ4,SE,SMX2,SXE4,SXQ4,SXU,VA2,VDG2,VH12,VTA2,VXQ4,VXQ7,VXU1,VX2
9	17239-ZE1-000	COLLAR B, AIR CLEANER	1	-----	HA2,HHQ4,HXQ4,LHE4,LXQ4,LX2,PA2,PMT2,QAB2,QAE2,QAG,QAG2,QAR2,QA2,QC12,QE,QHB2,QHQ4,QTC2,QXE4,QXQ4,QXU,RA2,RHQ4,RTB2,RXQ4,SE,SMX2,SXE4,SXQ4,SXU,VA2,VDG2,VH12,VTA2,VXQ4,VXQ7,VXU1,VX2
10	17410-ZE2-020	ELBOW COMP., AIR CLEANER	1	-----	HA2,HHQ4,HXQ4,LHE4,LXQ4,LX2,PA2,PMT2,QAB2,QAE2,QAG,QAG2,QAR2,QA2,QC12,QE,QHB2,QHQ4,QTC2,QXE4,QXQ4,QXU,RA2,RHQ4,RTB2,RXQ4,SE,SMX2,SXE4,SXQ4,SXU,VA2,VDG2,VH12,VTA2,VXQ4,VXQ7,VXU1,VX2

2



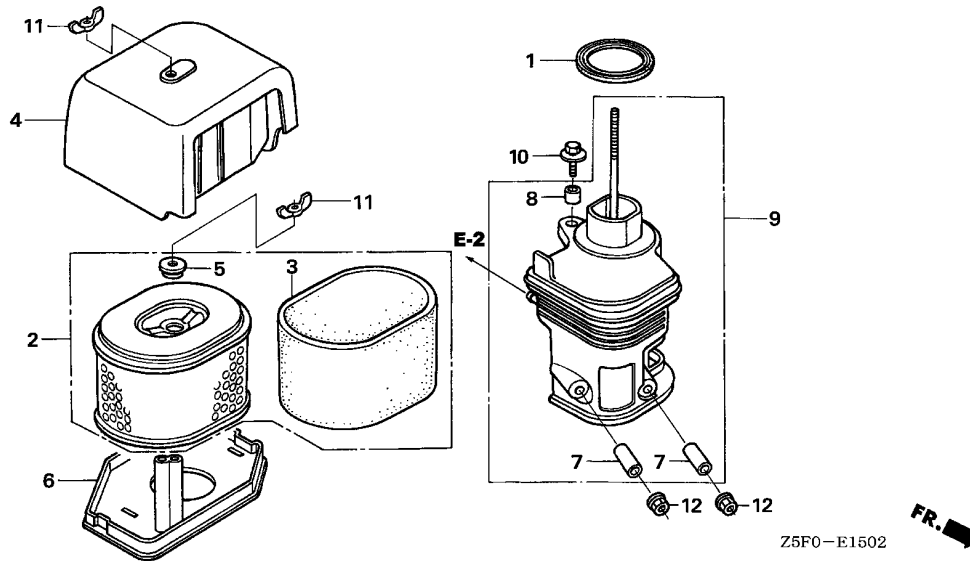
Ref. No.	Part No.	Description	Reqd. QTY		Serial No.	Parts catalogue code
			GX	U1		
11	90009-ZE2-003	BOLT-WASHER, 6X22	1		HA2,HHQ4,HXQ4,LHE4,LXQ4,LX2,PA2,PMT2,QAB2,QAE2,QAG,QAG2,QAR2,QA2,QC12,QE QHB2,QHQ4,QTC2,QXE4,QXQ4,QXU,RA2,RHQ4,RTB2,RXQ4,SE,SMX2,SXE4,SXQ4,SXU,VA2 VDG2,VH12,VTA2,VXQ4,VXQ7,VXU1,VX2	
12	90325-044-000	NUT, TOOL BOX SETTING	2		HA2,HHQ4,HXQ4,LHE4,LXQ4,LX2,PA2,PMT2,QAB2,QAE2,QAG,QAG2,QAR2,QA2,QC12,QE QHB2,QHQ4,QTC2,QXE4,QXQ4,QXU,RA2,RHQ4,RTB2,RXQ4,SE,SMX2,SXE4,SXQ4,SXU,VA2 VDG2,VH12,VTA2,VXQ4,VXQ7,VXU1,VX2	
13	94050-06000	NUT, FLANGE, 6MM	2		HA2,HHQ4,HXQ4,LHE4,LXQ4,LX2,PA2,PMT2,QAB2,QAE2,QAG,QAG2,QAR2,QA2,QC12,QE QHB2,QHQ4,QTC2,QXE4,QXQ4,QXU,RA2,RHQ4,RTB2,RXQ4,SE,SMX2,SXE4,SXQ4,SXU,VA2 VDG2,VH12,VTA2,VXQ4,VXQ7,VXU1,VX2	



E-15-2

AIR CLEANER(3)

E 9



Ref. No.	L.O.N.	(Relative ref. Number) Description	F.R.T.
1	3121E1	PACKING, ELBOW	0.1
2	3121B8	ELEMENT, AIR CLEANER	0.1
3	3121C1	FILTER, OUTER	0.1
9	3121B4	ELBOW, AIR CLEANER	0.1

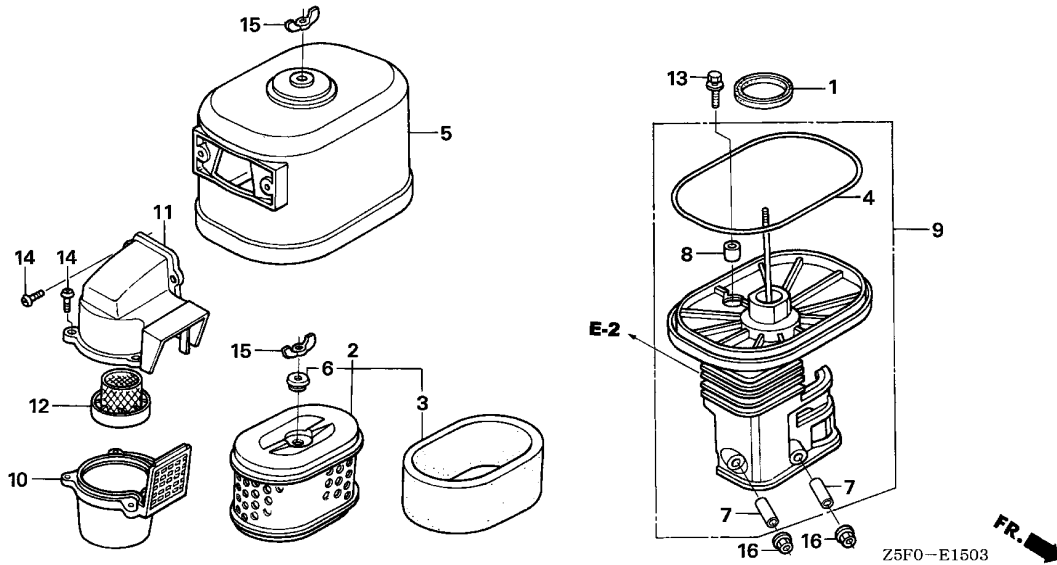
Ref. No.	Part No.	Description	Reqd. QTY	Serial No.	Parts catalogue code
			GX 240 U1		
1	16271-ZE2-010	PACKING, ELBOW	1	-----	QXB7,VWC2,VXB7
2	17210-ZE3-010	ELEMENT, AIR CLEANER	1	-----	QXB7,VWC2,VXB7
3	17218-ZE3-000	FILTER, OUTER	1	-----	QXB7,VWC2,VXB7
4	17231-ZH9-N01	COVER, AIR CLEANER (100DB) ..	1	-----	QXB7,VWC2,VXB7
5	17232-891-000	GROMMET, AIR CLEANER	1	-----	QXB7,VWC2,VXB7
6	17235-ZH9-N00	NOSE, SILENCER	1	-----	QXB7,VWC2,VXB7
7	17238-ZE2-310	COLLAR, AIR CLEANER	2	-----	QXB7,VWC2,VXB7
8	17239-ZE1-000	COLLAR B, AIR CLEANER	1	-----	QXB7,VWC2,VXB7
9	17410-ZH9-N00	ELBOW COMP., AIR CLEANER	1	-----	QXB7,VWC2,VXB7
10	90009-ZE2-003	BOLT-WASHER, 6X22	1	-----	QXB7,VWC2,VXB7
11	90325-044-000	NUT, TOOL BOX SETTING	2	-----	QXB7,VWC2,VXB7
12	94050-06000	NUT, FLANGE, 6MM	2	-----	QXB7,VWC2,VXB7

2

E-15-3

AIR CLEANER(4)

E10



Ref. No.	L.O.N.	(Relative ref. Number) Description	F.R.T.
1	3121E1	PACKING, ELBOW	0.1
2	3121B8	ELEMENT, AIR CLEANER	0.1
3	3121C1	FILTER, OUTER	0.1
4	3121E0	PACKING, AIR CLEANER COVER ...	0.1
5	3121B1	COVER, AIR CLEANER	0.1
9	3121B4	ELBOW, AIR CLEANER	0.1
10	3121A6	CASE, PRE AIR CLEANER	0.1
11	3121A4	CAP, PRE AIR CLEANER	0.1
12	3121C8	GUIDE, PRE AIR CLEANER	0.1

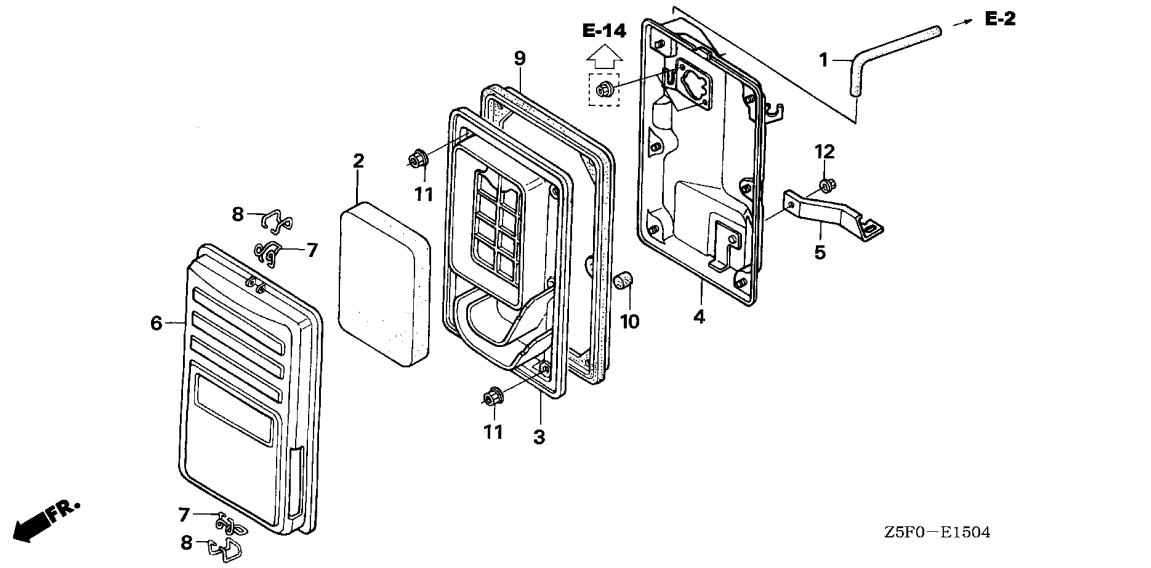
Ref. No.	Part No.	Description	Reqd. QTY		Serial No.	Parts catalogue code
			GX	U1		
1	16271-ZE2-010	PACKING, ELBOW	1	-----	-----	QXC9
2	17210-ZE3-010	ELEMENT, AIR CLEANER	1	-----	-----	QXC9
3	17218-ZE3-000	FILTER, OUTER	1	-----	-----	QXC9
4	17219-ZE3-840	PACKING, AIR CLEANER COVER ..	1	-----	-----	QXC9
5	17230-ZE3-841	COVER COMP., AIR CLEANER (CYCLONE)	1	-----	-----	QXC9
6	17232-891-000	GROMMET, AIR CLEANER	1	-----	-----	QXC9
7	17238-ZE2-310	COLLAR, AIR CLEANER	2	-----	-----	QXC9
8	17239-ZE3-840	COLLAR B, AIR CLEANER	1	-----	-----	QXC9
9	17410-ZE3-840	ELBOW COMP., AIR CLEANER	1	-----	-----	QXC9
10	17470-ZE3-842	CASE COMP., PRE AIR CLEANER ..	1	-----	-----	QXC9
11	17475-ZE3-841	CAP, PRE AIR CLEANER	1	-----	-----	QXC9
12	17476-ZE3-841	GUIDE, PRE AIR CLEANER	1	-----	-----	QXC9
13	90009-ZE2-003	BOLT-WASHER, 6X22	1	-----	-----	QXC9
14	90142-MB0-000	SCREW, PAN, 5X16.5	5	-----	-----	QXC9
15	90325-044-000	NUT, TOOL BOX SETTING	2	-----	-----	QXC9
16	94050-06000	NUT, FLANGE, 6MM	2	-----	-----	QXC9

2

E-15-4

AIR CLEANER(5)

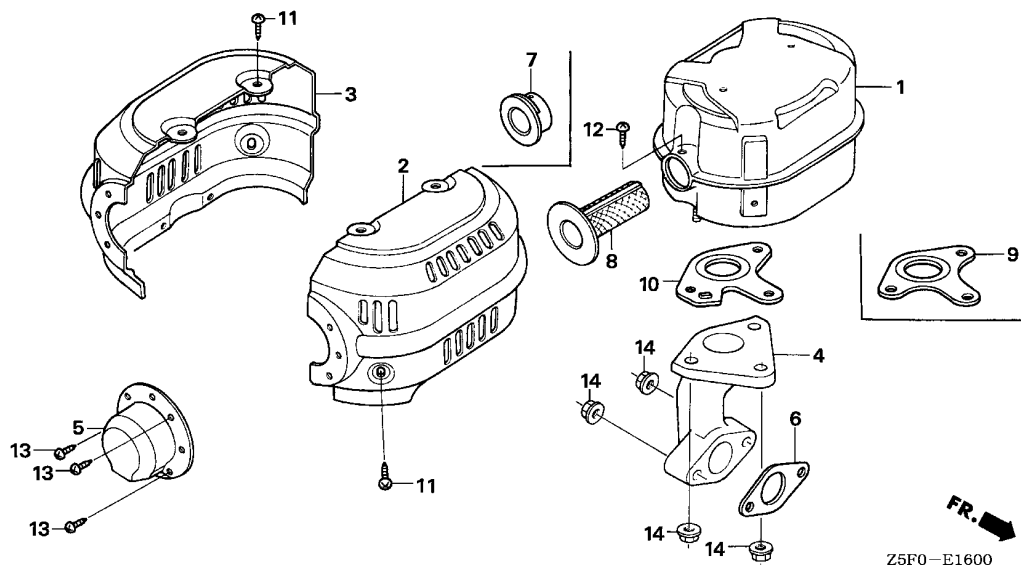
E11



Ref. No.	L.O.N.	(Relative ref. Number) Description	F.R.T.
1	1111K5	TUBE, BREATHER	0.1
2	3121B8	ELEMENT, AIR CLEANER	0.1
3	3121F0	SEPARATOR, AIR CLEANER	0.1
4	3121A5	CASE, AIR CLEANER	0.1
9	3121E8	SEAL, AIR CLEANER CASE	0.1

Ref. No.	Part No.	Description	Reqd. QTY		Serial No.	Parts catalogue code
			GX	U1		
1	15721-ZB4-000	TUBE, BREATHER	1	-----	-----	EDN2,EDS2,EDS6,EDT6,ED2,EN2
2	17211-899-000	ELEMENT, AIR CLEANER	1	-----	-----	EDN2,EDS2,EDS6,EDT6,ED2,EN2
3	17212-ZB4-003	SEPARATOR, AIR CLEANER	1	-----	-----	EDN2,EDS2,EDS6,EDT6,ED2,EN2
4	17220-ZB4-003	CASE COMP., AIR CLEANER	1	-----	-----	EDN2,EDS2,EDS6,EDT6,ED2,EN2
5	17222-ZB4-000	STAY, AIR CLEANER	1	-----	-----	EDN2,EDS2,EDS6,EDT6,ED2,EN2
6	17231-899-000	COVER COMP., AIR CLEANER	1	-----	-----	EDN2,EDS2,EDS6,EDT6,ED2,EN2
7	17235-899-000	CLIP A, AIR CLEANER WIRE	2	-----	-----	EDN2,EDS2,EDS6,EDT6,ED2,EN2
8	17236-899-000	CLIP B, AIR CLEANER WIRE	2	-----	-----	EDN2,EDS2,EDS6,EDT6,ED2,EN2
9	17252-899-000	SEAL, AIR CLEANER	1	-----	-----	EDN2,EDS2,EDS6,EDT6,ED2,EN2
10	17367-413-690	FILTER, DRAIN TUBE	1	-----	-----	EDN2,EDS2,EDS6,EDT6,ED2,EN2
11	94050-05000	NUT, FLANGE, 5MM	6	-----	-----	EDN2,EDS2,EDS6,EDT6,ED2,EN2
12	94050-06000	NUT, FLANGE, 6MM	1	-----	-----	EDN2,EDS2,EDS6,EDT6,ED2,EN2

2



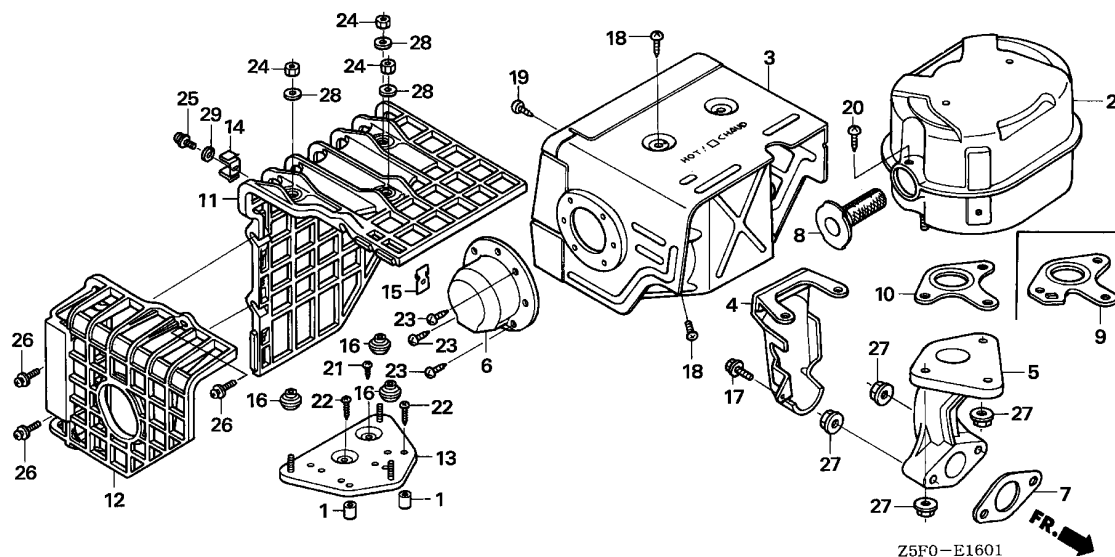
Ref. No.	L.O.N.	(Relative ref. Number) Description	F.R.T.
1	3131C5	MUFFLER, EXHAUST	0.2
2	3131H0	PROTECTOR, EXHAUST MUFFLER :FRONT	0.2
3	3131D3	PROTECTOR, EXHAUST MUFFLER :REAR	0.2
4	3131C9	PIPE, EXHAUST	0.2
8	3131A1	ARRESTER, SPARK	0.2
10	3131B4	GASKET, EXHAUST MUFFLER	0.2

Ref. No.	Part No.	Description	Reqd. QTY	Serial No.	Parts catalogue code
			GX 240 U1		
1	18310-ZE2-013	MUFFLER COMP.	1	-----	QAB2
	18310-ZE2-822	MUFFLER COMP. (SILENT)	1	-----	PMT2
2	18320-ZE2-P30	PROTECTOR, R. MUFFLER (STD.)	1	-----	QAB2
	18320-ZE2-P50	PROTECTOR, R. MUFFLER (SILENT)	1	-----	PMT2
3	18325-ZE2-P30	PROTECTOR, L. MUFFLER (STD.)	1	-----	QAB2
	18325-ZE2-P50	PROTECTOR, L. MUFFLER (SILENT)	1	-----	PMT2
4	18330-ZE2-000	PIPE, EX.	1	-----	PMT2,QAB2
5	18331-ZE2-810	CAP, MUFFLER	1	-----	QAB2
6	18333-ZE3-800	GASKET, EX. PIPE	1	-----	PMT2,QAB2
7	18336-ZE2-000	FLANGE COMP., BAFFLE	1	-----	PMT2
8	18355-ZE2-010	ARRESTER, SPARK	1	-----	QAB2
			(1)	-----	PMT2
9	18381-ZE2-800	GASKET, MUFFLER	1	-----	PMT2
10	18381-ZE2-W10	GASKET, MUFFLER (ARRESTER) ..	1	-----	QAB2
			(1)	-----	PMT2
11	90050-ZE1-000	SCREW, TAPPING, 5X8	6	-----	QAB2
	90050-ZE3-H00	6	-----	PMT2
12	90050-ZE1-000	SCREW, TAPPING, 5X8	1	-----	QAB2
	90055-ZE1-000	SCREW, TAPPING, 4X6	1	-----	PMT2
13	90055-ZE1-000	SCREW, TAPPING, 4X6	3	-----	QAB2
14	94050-08000	NUT, FLANGE, 8MM	5	-----	PMT2,QAB2

E-16-1

MUFFLER(2)

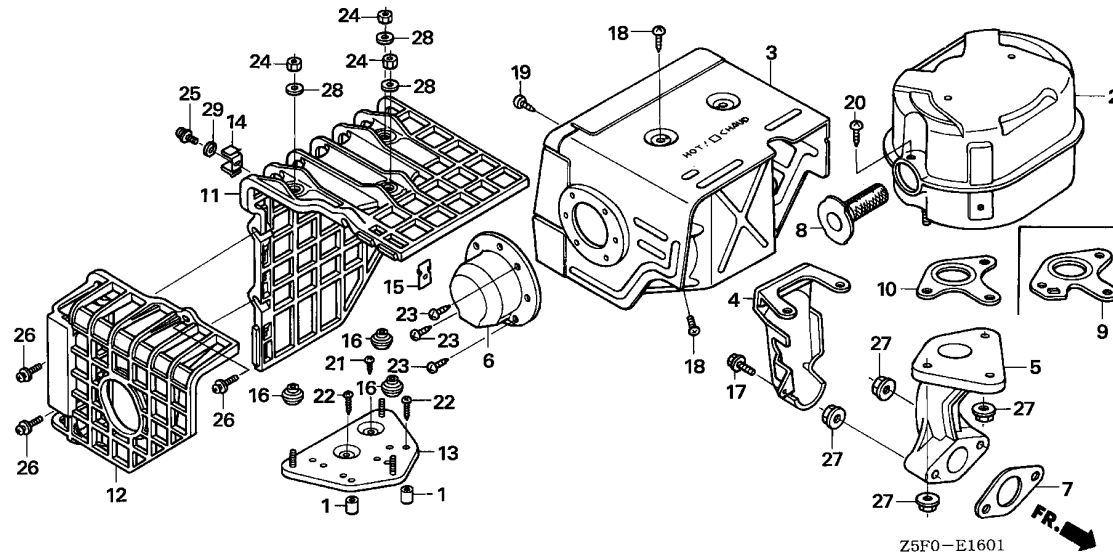
E13



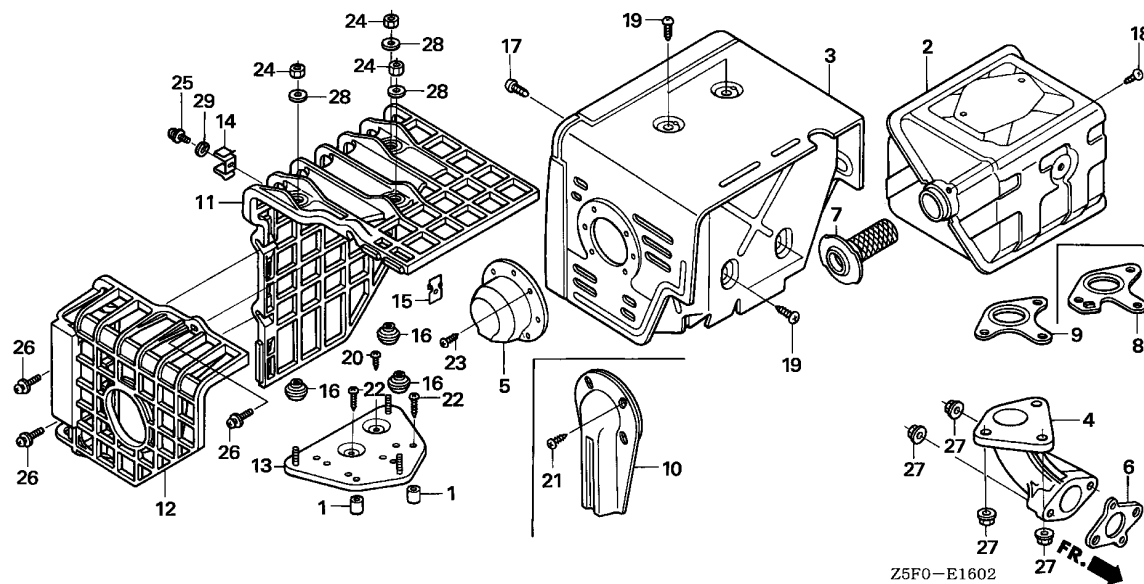
Ref. No.	L.O.N.	(Relative ref. Number) Description	F.R.T.
2	3131C5	MUFFLER, EXHAUST	0.2
3	3131D6	PROTECTOR, EXHAUST MUFFLER ...	0.2
5	3131C9	PIPE, EXHAUST	0.2
8	3131A1	ARRESTER, SPARK	0.2
9		(10)	
	3131B4	GASKET, EXHAUST MUFFLER	0.2
11	3131A7	COVER, EXHAUST MUFFLER	0.1
12	3131A6	COVER, EXHAUST MUFFLER :REAR ..	0.1
13	3131A2	BASE, EXHAUST MUFFLER COVER ..	0.2

Ref. No.	Part No.	Description	Reqd. QTY		Serial No.	Parts catalogue code
			GX	U1		
1	17233-896-701	COLLAR, AIR CLEANER CASE	(2)		HHQ4, LHE4, QHB2, QHQ4, RHQ4, WKT4	
2	18310-ZE2-W00	MUFFLER COMP.	1		HA2, HHQ4, LHE4, PA2, QAE2, QAG, QAG2, QAR2, QA2, QC12, QHB2, QHQ4, QTC2, RA2, RHQ4, SMX2, VA2, VDG2, VH12, VTA2, WKD6, WKT2, WKT4	
3	18320-ZE2-W01	PROTECTOR COMP., MUFFLER (STD.)	1		HA2, HHQ4, LHE4, PA2, QAE2, QAG, QAG2, QAR2, QA2, QC12, QHB2, QHQ4, QTC2, RA2, RHQ4, SMX2, VA2, VDG2, VH12, VTA2, WKD6, WKT2, WKT4	
4	18323-ZE2-W00	PROTECTOR, EX. PIPE	1		HA2, PA2, QAE2, QAG, QAG2, QAR2, QA2, QC12, RA2, VA2, VDG2, VH12, VTA2	
5	18330-ZE2-W00	PIPE, EX.	1		HA2, HHQ4, LHE4, PA2, QAE2, QAG, QAG2, QAR2, QA2, QC12, QHB2, QHQ4, QTC2, RA2, RHQ4, SMX2, VA2, VDG2, VH12, VTA2, WKD6, WKT2, WKT4	
6	18331-ZE2-810	CAP, MUFFLER	1		HA2, PA2, QAE2, QAG2, QAR2, QA2, QC12, QTC2, RA2, VA2, VDG2, VTA2	
7	18333-ZE3-800	GASKET, EX. PIPE	1		HA2, HHQ4, LHE4, PA2, QAE2, QAG, QAG2, QAR2, QA2, QC12, QHB2, QHQ4, QTC2, RA2, RHQ4, SMX2, VA2, VDG2, VH12, VTA2, WKD6, WKT2, WKT4	
8	18355-ZE2-010	ARRESTER, SPARK	1		QAE2, QAG2, QAR2, QA2, QC12, QHB2, QTC2, SMX2, VA2, VDG2, VH12, VTA2, WKD6, WKT2, WKT4	
9	18381-ZE2-W10	GASKET, MUFFLER (ARRESTER) ..	(1)		HA2, HHQ4, LHE4, PA2, QAG, QHQ4, RA2, RHQ4	
			1		QAE2, QAG2, QAR2, QA2, QC12, QHB2, QTC2, SMX2, VA2, VDG2, VH12, VTA2, WKD6, WKT2, WKT4	
10	18381-ZE2-800	GASKET, MUFFLER	1		HA2, HHQ4, LHE4, PA2, QAG, QHQ4, RA2, RHQ4	
11	18433-ZK9-W40	COVER COMP., MUFFLER	(1)		HHQ4, LHE4, QHB2, QHQ4, RHQ4, WKT4	
12	18434-ZK9-W40	COVER COMP., MUFFLER RR.	(1)		HHQ4, LHE4, QHB2, QHQ4, RHQ4, WKT4	
13	18436-ZH8-W40	BASE COMP., MUFFLER COVER ...	(1)		HHQ4, LHE4, QHB2, QHQ4, RHQ4, WKT4	
14	18437-ZF6-W40	STAY, MUFFLER COVER	(1)		HHQ4, LHE4, QHB2, QHQ4, RXQ4, WKT4	
15	18438-ZF6-W40	PLATE, SET	(1)		HHQ4, LHE4, QHB2, QHQ4, RXQ4, WKT4	
16	18466-ZH8-W40	SPACER, MUFFLER COVER	(3)		HHQ4, LHE4, QHB2, QHQ4, RHQ4, WKT4	
17	90013-883-000	BOLT, FLANGE, 6X12(CT200) ...	1		HA2, PA2, QAE2, QAG, QAG2, QAR2, QA2, QC12, RA2, VA2, VDG2, VH12, VTA2	
18	90050-ZE1-000	SCREW, TAPPING, 5X8	4		HA2, HHQ4, LHE4, PA2, QAE2, QAG, QAG2, QAR2, QA2, QC12, QHB2, QHQ4, QTC2, RA2, RHQ4, SMX2, VA2, VDG2, VH12, VTA2, WKD6, WKT2, WKT4	





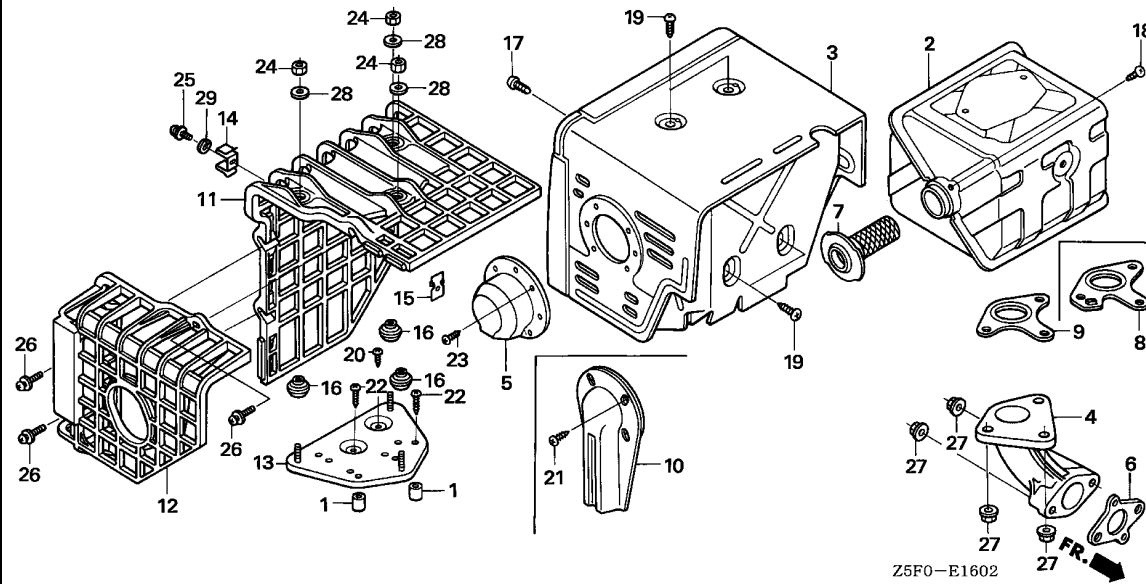
Ref. No.	Part No.	Description	Reqd. QTY		Serial No.	Parts catalogue code
			GX 240 U1			
19	90050-ZE1-000	SCREW, TAPPING, 5X8	2		HA2,PA2,QAE2,QAG,QAG2,QAR2,QA2,QC12,RA2,VA2,VDG2,VH12,VTA2	
20	90050-ZE1-000	SCREW, TAPPING, 5X8	1		QAE2,QAG2,QAR2,QA2,QC12,QHB2,QTC2,SMX2,VA2,VDG2,VH12,VTA2,WKD6,WKT2,WKT4	
	90055-ZE1-000	SCREW, TAPPING, 4X6	(1)		HA2,HHQ4,LHE4,PA2,QAG,QHQ4,RA2,RHQ4	
21	90050-ZE1-000	SCREW, TAPPING, 5X8	(1)		HHQ4,LHE4,QHB2,QXQ4,RXQ4,WKT4	
22	90050-ZH8-W40	SCREW, TAPPING, 5X25	(2)		HHQ4,LHE4,QHB2,QHQ4,RHQ4,WKT4	
23	90055-ZE1-000	SCREW, TAPPING, 4X6	3		HA2,PA2,QAE2,QAG2,QAR2,QA2,QC12,QTC2,RA2,VA2,VDG2,VTA2	
24	90302-KF9-900	NUT, HEX., 5MM	(3)		HHQ4,LHE4,QHB2,QHQ4,RHQ4,WKT4	
25	93891-05012-00	SCREW-WASHER, 5X12	(1)		HHQ4,LHE4,QHB2,QHQ4,RXQ4,WKT4	
26	93891-06020-07	SCREW-WASHER, 6X20	(3)		HHQ4,LHE4,QHB2,QHQ4,RHQ4,WKT4	
27	94050-08000	NUT, FLANGE, 8MM	5		HA2,HHQ4,LHE4,PA2,QAE2,QAG,QAG2,QAR2,QA2,QC12,QHB2,QHQ4,QTC2,RA2,RHQ4 SMX2,VA2,VDG2,VH12,VTA2,WKD6,WKT2,WKT4	
28	94103-05700	WASHER, PLAIN, 5MM	(3)		HHQ4,LHE4,QHB2,QHQ4,RHQ4,WKT4	
29	94111-05000	WASHER, SPRING, 5MM	(1)		HHQ4,LHE4,QHB2,QHQ4,RXQ4,WKT4	



Ref. No.	L.O.N.	(Relative ref. Number) Description	F.R.T.
2	3131C5	MUFFLER, EXHAUST	0.2
3	3131D6	PROTECTOR, EXHAUST MUFFLER ...	0.2
4	3131C9	PIPE, EXHAUST	0.2
7	3131A1	ARRESTER, SPARK	0.2
8		(9)	
	3131B4	GASKET, EXHAUST MUFFLER	0.2
11	3131A7	COVER, EXHAUST MUFFLER	0.1
12	3131A6	COVER, EXHAUST MUFFLER :REAR ..	0.1
13	3131A2	BASE, EXHAUST MUFFLER COVER ..	0.2

Ref. No.	Part No.	Description	Reqd. QTY	Serial No.	Parts catalogue code
1	17233-896-701	COLLAR, AIR CLEANER CASE	(2)	-----	HXQ4,LXQ4,QE,QXB7,QXE4,QXQ4,RXQ4,SE,SXE4,SXQ4,VXB7,VXQ4,VXQ7
2	18310-ZE2-W61	MUFFLER COMP. (100DB)	1	-----	HXQ4,LXQ4,LX2,QE,QXB7,QXC9,QXE4,QXQ4,QXU,RTB2,RXQ4,SE,SXE4,SXQ4,SXU,VWC2 VXB7,VXQ4,VXQ7,VXU1,VX2
3	18320-ZE2-W61	PROTECTOR COMP., MUFFLER	1	-----	HXQ4,LXQ4,LX2,QE,QXB7,QXC9,QXE4,QXQ4,QXU,RTB2,RXQ4,SE,SXE4,SXQ4,SXU,VWC2 VXB7,VXQ4,VXQ7,VXU1,VX2
4	18330-ZH9-N00	PIPE, EX.	1	-----	HXQ4,LXQ4,LX2,QE,QXB7,QXC9,QXE4,QXQ4,QXU,RTB2,RXQ4,SE,SXE4,SXQ4,SXU,VWC2 VXB7,VXQ4,VXQ7,VXU1,VX2
5	18331-ZE2-810	CAP, MUFFLER	1	-----	QE,RTB2,SE
6	18333-ZF6-W01	GASKET, EX. PIPE	1	-----	HXQ4,LXQ4,LX2,QE,QXB7,QXC9,QXE4,QXQ4,QXU,RTB2,RXQ4,SE,SXE4,SXQ4,SXU,VWC2 VXB7,VXQ4,VXQ7,VXU1,VX2
7	18355-ZE2-W00 18355-ZE2-010	ARRESTER, SPARK	1 (1)	-----	QE,QXB7,RTB2,SE,VWC2,VXB7 HXQ4,LXQ4,LX2,QE,QXB7,QXC9,QXE4,QXQ4,QXU,RTB2,RXQ4,SE,SXE4,SXQ4,SXU,VWC2 VXB7,VXQ4,VXQ7,VXU1,VX2
8	18381-ZE2-W10	GASKET, MUFFLER (ARRESTER) ..	1 (1)	-----	QE,QXB7,RTB2,SE,VWC2,VXB7 HXQ4,LXQ4,LX2,QXC9,QXE4,QXQ4,QXU,RXQ4,SXE4,SXQ4,SXU,VXQ4,VXQ7,VXU1,VX2
9	18381-ZE2-800	GASKET, MUFFLER	1	-----	HXQ4,LXQ4,LX2,QXC9,QXE4,QXQ4,QXU,RXQ4,SXE4,SXQ4,SXU,VXQ4,VXQ7,VXU1,VX2
10	18430-ZF6-W50 18430-ZK9-W50	DEFLECTOR COMP., MUFFLER	(1) (1)	-----	QE,SE HXQ4,LXQ4,QXB7,QXQ4,RXQ4,SXQ4
11	18433-ZF6-W40	COVER COMP., MUFFLER	(1)	-----	HXQ4,LXQ4,QE,QXB7,QXE4,QXQ4,RXQ4,SE,SXE4,SXQ4,VXB7,VXQ4,VXQ7
12	18434-ZF6-W40	COVER COMP., RR. MUFFLER	(1)	-----	HXQ4,LXQ4,QE,QXB7,QXE4,QXQ4,RXQ4,SE,SXE4,SXQ4,VXB7,VXQ4,VXQ7
13	18436-ZH8-W40	BASE COMP., MUFFLER COVER ...	(1)	-----	HXQ4,LXQ4,QE,QXB7,QXE4,QXQ4,RXQ4,SE,SXE4,SXQ4,VXB7,VXQ4,VXQ7
14	18437-ZF6-W40	STAY, MUFFLER COVER	(1)	-----	HXQ4,LXQ4,QE,QXB7,QXE4,QXQ4,RXQ4,SE,SXE4,SXQ4,VXB7,VXQ4,VXQ7
15	18438-ZF6-W40	PLATE, SET	(1)	-----	HXQ4,LXQ4,QE,QXB7,QXE4,QXQ4,RXQ4,SE,SXE4,SXQ4,VXB7,VXQ4,VXQ7
16	18466-ZH8-W40	SPACER, MUFFLER COVER	(3)	-----	HXQ4,LXQ4,QE,QXB7,QXE4,QXQ4,RXQ4,SE,SXE4,SXQ4,VXB7,VXQ4,VXQ7
17	90006-ZE2-000	SCREW, TAPPING, 6X10	1	-----	HXQ4,LXQ4,LX2,QE,QXB7,QXC9,QXE4,QXQ4,QXU,RTB2,RXQ4,SE,SXE4,SXQ4,SXU,VWC2 VXB7,VXQ4,VXQ7,VXU1,VX2



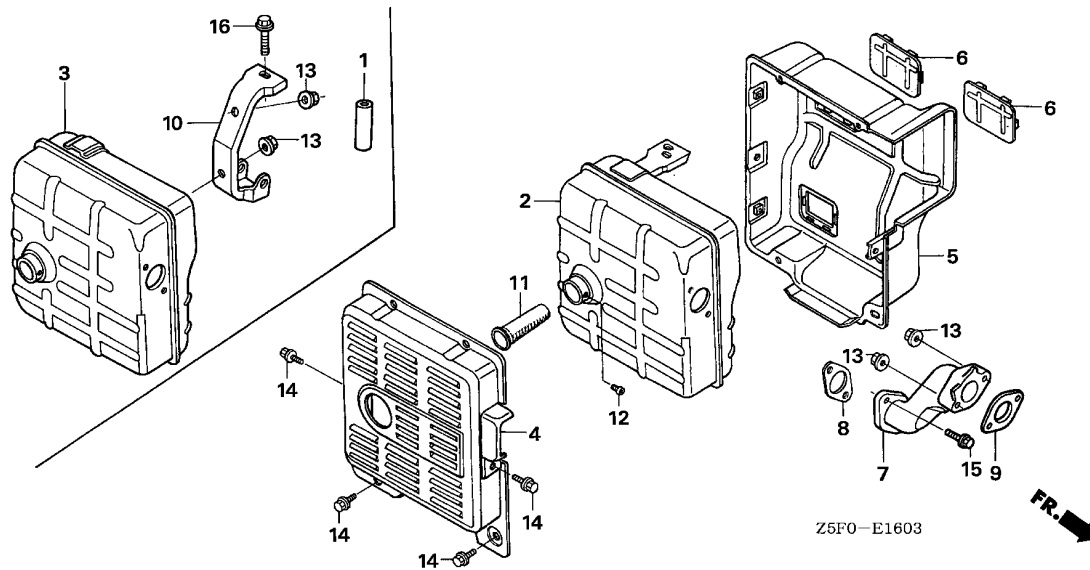


Ref. No.	Part No.	Description	Reqd. QTY		Serial No.	Parts catalogue code
			GX	U1		
18	90050-ZE1-000	SCREW, TAPPING, 5X8	1		-----	QE, QXB7, RTB2, SE, VWC2, VXB7
	90055-ZE1-000	SCREW, TAPPING, 4X6	(1)		-----	HXQ4, LXQ4, LX2, QE, QXB7, QXC9, QXE4, QXQ4, QXU, RTB2, RXQ4, SE, SXE4, SXQ4, SXU, VWC2, VXB7, VXQ4, VXQ7, VXU1, VX2
19	90050-ZE1-000	SCREW, TAPPING, 5X8	4		-----	HXQ4, LXQ4, LX2, QE, QXB7, QXC9, QXE4, QXQ4, QXU, RTB2, RXQ4, SE, SXE4, SXQ4, SXU, VWC2, VXB7, VXQ4, VXQ7, VXU1, VX2
20	90050-ZE1-000	SCREW, TAPPING, 5X8	(1)		-----	HXQ4, LXQ4, QE, QXB7, QXE4, QXQ4, RXQ4, SE, SXE4, SXQ4, VXB7, VXQ4, VXQ7
21	90050-ZE1-000	SCREW, TAPPING, 5X8	(2)		-----	QE, SE
	90055-ZE1-000	SCREW, TAPPING, 4X6	(2)		-----	HXQ4, LXQ4, QXB7, QXQ4, RXQ4, SXQ4
22	90050-ZH8-W40	SCREW, TAPPING, 5X25	(2)		-----	HXQ4, LXQ4, QE, QXB7, QXE4, QXQ4, RXQ4, SE, SXE4, SXQ4, VXB7, VXQ4, VXQ7
23	90055-ZE1-000	SCREW, TAPPING, 4X6	3		-----	QE, RTB2, SE
24	90302-KF9-900	NUT, HEX., 5MM	(3)		-----	HXQ4, LXQ4, QE, QXB7, QXE4, QXQ4, RXQ4, SE, SXE4, SXQ4, VXB7, VXQ4, VXQ7
25	93891-05012-00	SCREW-WASHER, 5X12	(1)		-----	HXQ4, LXQ4, QE, QXB7, QXE4, QXQ4, RXQ4, SE, SXE4, SXQ4, VXB7, VXQ4, VXQ7
26	93891-06020-07	SCREW-WASHER, 6X20	(3)		-----	HXQ4, LXQ4, QE, QXB7, QXE4, QXQ4, RXQ4, SE, SXE4, SXQ4, VXB7, VXQ4, VXQ7
27	94050-08000	NUT, FLANGE, 8MM	5		-----	HXQ4, LXQ4, LX2, QE, QXB7, QXC9, QXE4, QXQ4, QXU, RTB2, RXQ4, SE, SXE4, SXQ4, SXU, VWC2, VXB7, VXQ4, VXQ7, VXU1, VX2
28	94103-05700	WASHER, PLAIN, 5MM	(3)		-----	HXQ4, LXQ4, QE, QXB7, QXE4, QXQ4, RXQ4, SE, SXE4, SXQ4, VXB7, VXQ4, VXQ7
29	94111-05000	WASHER, SPRING, 5MM	(1)		-----	HXQ4, LXQ4, QE, QXB7, QXE4, QXQ4, RXQ4, SE, SXE4, SXQ4, VXB7, VXQ4, VXQ7

E-16-3

MUFFLER(4)

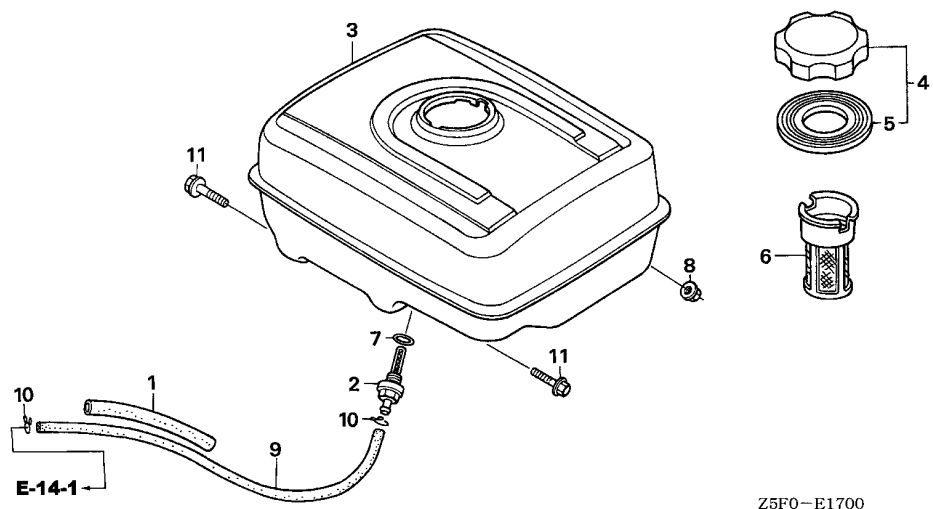
F 1



Ref. No.	L.O.N.	(Relative ref. Number) Description	F.R.T.
2	3131C5	(3) MUFFLER, EXHAUST	0.2
4	3131D9	PROTECTOR, EXHAUST MUFFLER : OUTER	0.1
5	3131D8	PROTECTOR, EXHAUST MUFFLER : INNER	0.2
6	3131G6	SEAL, MUFFLER PROTECTOR	0.2
.NOTE: Same time for two units			
7	3131C9	PIPE, EXHAUST	0.2
8	3131B5	GASKET, EXHAUST PIPE	0.2
9	3131B5	GASKET, EXHAUST PIPE	0.2
11	3131A1	ARRESTER, SPARK	0.2

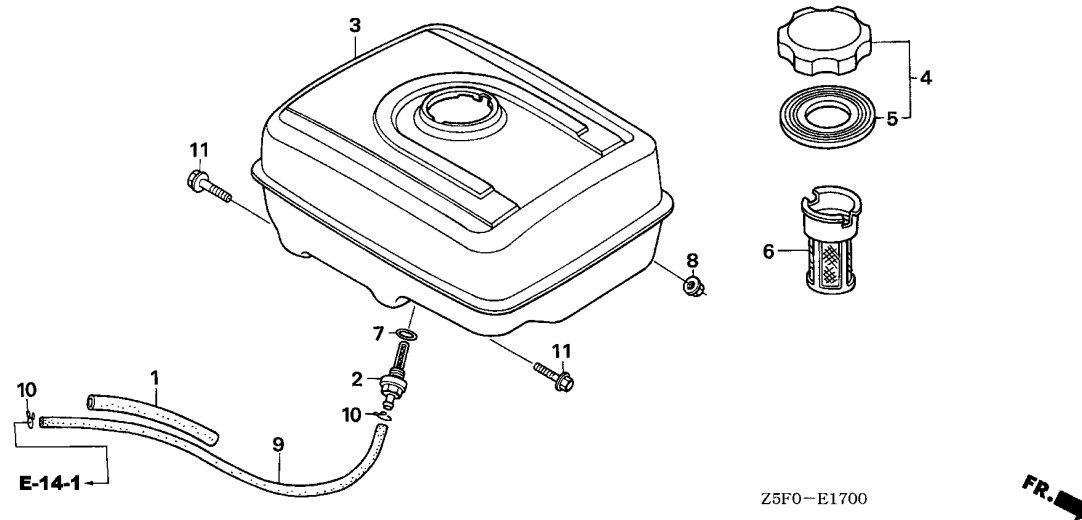
Ref. No.	Part No.	Description	Reqd. QTY		Serial No.	Parts catalogue code
			GX	U1		
1	18301-ZE2-V60	COLLAR, 10X16X53	1	-----	-----	ED2
2	18310-ZD1-E31	MUFFLER COMP.	1	-----	-----	EDS2,EDS6,EDT6
	18310-ZE2-U90	MUFFLER COMP. (DENYO)	1	-----	-----	EDN2
3	18310-ZE2-V60	MUFFLER COMP. (TSURUMI)	1	-----	-----	ED2,EN2
4	18320-ZB4-000	PROTECTOR, MUFFLER OUTER	1	-----	-----	EDN2,EDS2,EDS6,EDT6,ED2
5	18325-ZB4-000	PROTECTOR, MUFFLER INNER	1	-----	-----	EDN2,EDS2,EDS6,EDT6,ED2,EN2
6	18329-ZB4-000	SEAL, MUFFLER PROTECTOR	2	-----	-----	EDN2,EDS2,EDS6,EDT6,ED2,EN2
7	18330-ZE2-700	PIPE, EX.	1	-----	-----	EDN2,ED2,EN2
	18330-ZE2-710	1	-----	-----	EDS2,EDS6,EDT6
8	18333-ZB4-800	GASKET, EX. PIPE	1	-----	-----	EDN2,EDS2,EDS6,EDT6,ED2,EN2
9	18333-ZE3-800	GASKET, EX. PIPE	1	-----	-----	EDN2,EDS2,EDS6,EDT6,ED2,EN2
10	18338-ZE2-V60	STAY A, MUFFLER (TSURUMI) ...	1	-----	-----	ED2
11	18355-ZB4-630	ARRESTER, SPARK	1	-----	-----	EDN2,EDS2,EDS6,EDT6,ED2,EN2
12	90002-ZE2-U91	SCREW, TAPPING, 4X8	1	-----	-----	EDN2,EDS2,EDS6,EDT6,ED2,EN2
13	94050-08000	NUT, FLANGE, 8MM	2	-----	-----	EDN2,EDS2,EDS6,EDT6
			4	-----	-----	ED2,EN2
14	95701-06010-00	BOLT, FLANGE, 6X10	8	-----	-----	EDT6,ED2,EN2
	95701-06012-00	BOLT, FLANGE, 6X12	8	-----	-----	EDS2,EDS6
15	95701-08020-00	BOLT, FLANGE, 8X20	2	-----	-----	EDN2,EDS2,EDS6,EDT6,ED2,EN2
16	95701-08070-00	BOLT, FLANGE, 8X70	1	-----	-----	ED2

2



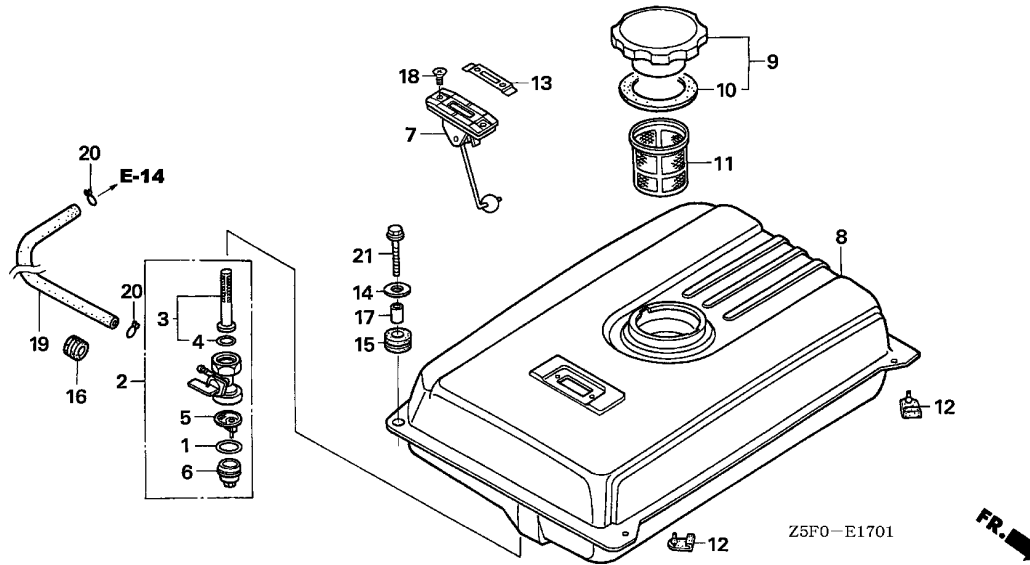
Ref. No.	L.O.N.	(Relative ref. Number) Description	F.R.T.
2	(7)		
3101H6		JOINT, FUEL STRAINER	0.2
3101H7		TANK, FUEL	0.2
3101A6		FILTER, FUEL	0.1

Ref. No.	Part No.	Description	Reqd. QTY	Serial No.	Parts catalogue code
			GX 240 U1		
1	16854-ZH8-000	RUBBER, SUPPORTER (107MM) ...	1	-----	HA2,HHQ4,HXQ4,LHE4,LXQ4,LX2,PA2,PMT2,QAB2,QAE2,QAG,QAG2,QAR2,QA2,QC12,QE,QHB2,QHQ4,QTC2,QXB7,QXC9,QXE4,QXQ4,QXU,RA2,RHQ4,RTB2,RXQ4,SE,SMX2,SXE4,SXQ4,SXU,VA2,VDG2,VXB7,VXQ4,VXQ7,VXU1,VX2,WKD6,WKT2,WKT4
2	16955-ZE1-000	JOINT, FUEL TANK	1	-----	HA2,HHQ4,HXQ4,LHE4,LXQ4,LX2,PA2,PMT2,QAB2,QAE2,QAG,QAG2,QAR2,QA2,QC12,QE,QHB2,QHQ4,QTC2,QXB7,QXC9,QXE4,QXQ4,QXU,RA2,RHQ4,RTB2,RXQ4,SE,SMX2,SXE4,SXQ4,SXU,VA2,VDG2,VXB7,VXQ4,VXQ7,VXU1,VX2,WKD6,WKT2,WKT4
3	17510-ZE2-020ZA	TANK COMP., FUEL *NH31*.....MCKINLEY WHITE	1	-----	HA2,HHQ4,HXQ4,LHE4,LXQ4,LX2,PA2,QAB2,QAE2,QAG,QAG2,QAR2,QA2,QC12,QE,QHB2,QHQ4,QTC2,QXB7,QXC9,QXE4,QXQ4,QXU,RA2,RHQ4,RTB2,RXQ4,SE,SMX2,SXE4,SXQ4,SXU,VA2,VDG2,VXB7,VXQ4,VXQ7,VXU1,VX2,WKD6,WKT2,WKT4
	17510-ZE2-020ZD	*NH1*.....BLACK	1	-----	HA2,LX2,PA2,PMT2,QAE2,QAG,QAR2,QA2,QTC2,QXC9,RA2,SMX2,SXU,VA2,VXB7,VXQ4,VX2
	17510-ZE2-020ZE	*NH105*...MAT BLACK (#15-#20)	1	-----	VXB7
4	17620-ZOT-305	CAP COMP., FUEL FILLER (CHROME PLATED)	1	-----	HA2,HHQ4,HXQ4,LHE4,LXQ4,LX2,PA2,PMT2,QAB2,QAE2,QAG,QAG2,QAR2,QA2,QC12,QE,QHB2,QHQ4,QTC2,QXB7,QXC9,QXE4,QXQ4,QXU,RA2,RHQ4,RTB2,RXQ4,SE,SMX2,SXE4,SXQ4,SXU,VA2,VDG2,VXB7,VXQ4,VXQ7,VXU1,VX2,WKD6,WKT2,WKT4
5	17631-ZOT-812	PACKING, FUEL FILLER CAP (39X62X3)	1	-----	HA2,HHQ4,HXQ4,LHE4,LXQ4,LX2,PA2,PMT2,QAB2,QAE2,QAG,QAG2,QAR2,QA2,QC12,QE,QHB2,QHQ4,QTC2,QXB7,QXC9,QXE4,QXQ4,QXU,RA2,RHQ4,RTB2,RXQ4,SE,SMX2,SXE4,SXQ4,SXU,VA2,VDG2,VXB7,VXQ4,VXQ7,VXU1,VX2,WKD6,WKT2,WKT4
6	17672-ZE2-W01	FILTER, FUEL	1	-----	HA2,PA2,QAB2,QAE2,QAG,QAG2,QAR2,QA2,QC12,QE,QTC2,RA2,RTB2,SE,SMX2,VA2,VDG2,WKD6,WKT2,WKT4
7	91353-671-004	O-RING, 14MM(NOK)	1	-----	HA2,HHQ4,HXQ4,LHE4,LXQ4,LX2,PA2,PMT2,QAB2,QAE2,QAG,QAG2,QAR2,QA2,QC12,QE,QHB2,QHQ4,QTC2,QXB7,QXC9,QXE4,QXQ4,QXU,RA2,RHQ4,RTB2,RXQ4,SE,SMX2,SXE4,SXQ4,SXU,VA2,VDG2,VXB7,VXQ4,VXQ7,VXU1,VX2,WKD6,WKT2,WKT4



Ref. No.	Part No.	Description	Reqd. QTY		Serial No.	Parts catalogue code
			GX	U1		
8	94050-08000	NUT, FLANGE, 8MM	2			HA2,HHQ4,HXQ4,LHE4,LXQ4,LX2,PA2,PMT2,QAB2,QAE2,QAG,QAG2,QAR2,QA2,QC12,QE QHB2,QHQ4,QTC2,QXB7,QXC9,QXE4,QXQ4,QXU,RA2,RHQ4,RTB2,RXQ4,SE,SMX2,SXE4 SXQ4,SXU,VA2,VDG2,VXB7,VXQ4,VXQ7,VXU1,VX2,WKD6,WKT2,WKT4
9	95001-45222-40	TUBE, FUEL, 4.5X222 (95001-45001-60M)	1			HA2,HHQ4,HXQ4,LHE4,LXQ4,LX2,PA2,PMT2,QAB2,QAE2,QAG,QAG2,QAR2,QA2,QC12,QE QHB2,QHQ4,QTC2,QXB7,QXC9,QXE4,QXQ4,QXU,RA2,RHQ4,RTB2,RXQ4,SE,SMX2,SXE4 SXQ4,SXU,VA2,VDG2,VXB7,VXQ4,VXQ7,VXU1,VX2,WKD6,WKT2,WKT4
10	95002-02080	CLIP, TUBE (B8)	2			HA2,HHQ4,HXQ4,LHE4,LXQ4,LX2,PA2,PMT2,QAB2,QAE2,QAG,QAG2,QAR2,QA2,QC12,QE QHB2,QHQ4,QTC2,QXB7,QXC9,QXE4,QXQ4,QXU,RA2,RHQ4,RTB2,RXQ4,SE,SMX2,SXE4 SXQ4,SXU,VA2,VDG2,VXB7,VXQ4,VXQ7,VXU1,VX2,WKD6,WKT2,WKT4
11	95701-08025-00	BOLT, FLANGE, 8X25	2			HA2,HHQ4,HXQ4,LHE4,LXQ4,LX2,PA2,PMT2,QAB2,QAE2,QAG,QAG2,QAR2,QA2,QC12,QE QHB2,QHQ4,QTC2,QXB7,QXC9,QXE4,QXQ4,QXU,RA2,RHQ4,RTB2,RXQ4,SE,SMX2,SXE4 SXQ4,SXU,VA2,VDG2,VXB7,VXQ4,VXQ7,VXU1,VX2,WKD6,WKT2,WKT4

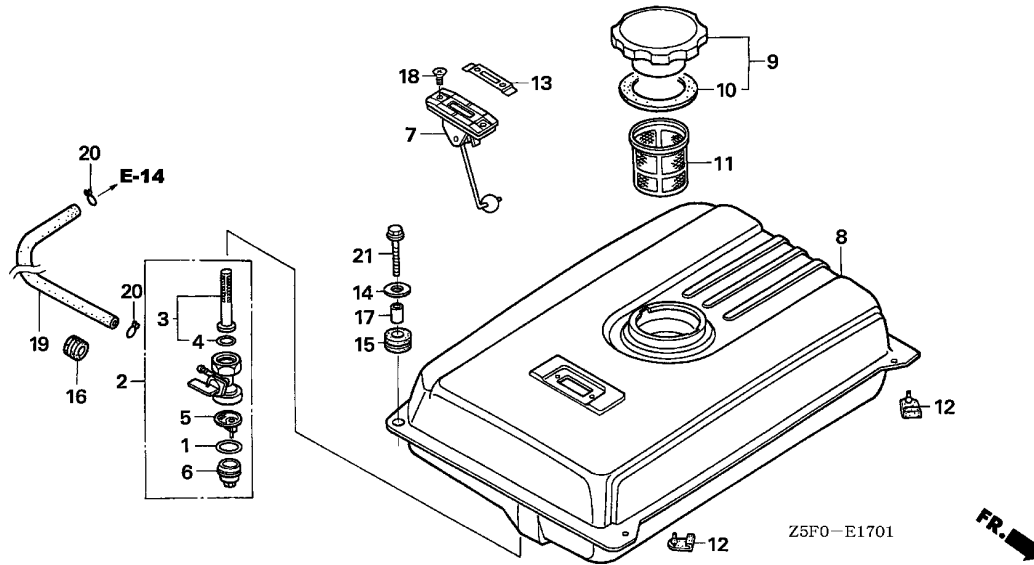




Ref. No.	L.O.N.	(Relative ref. Number) Description	F.R.T.
2	3101A3	COCK, FUEL	0.2
3	3101D5	SCREEN, FUEL STRAINER	0.2
5	3101A7	FILTER, CUP	0.2
7	6171A1	METER UNIT, FUEL	0.1
8	3101H7	TANK, FUEL	0.2
11	3101A6	FILTER, FUEL	0.1
12	3101D1	RUBBER, TANK MOUNTING	0.1

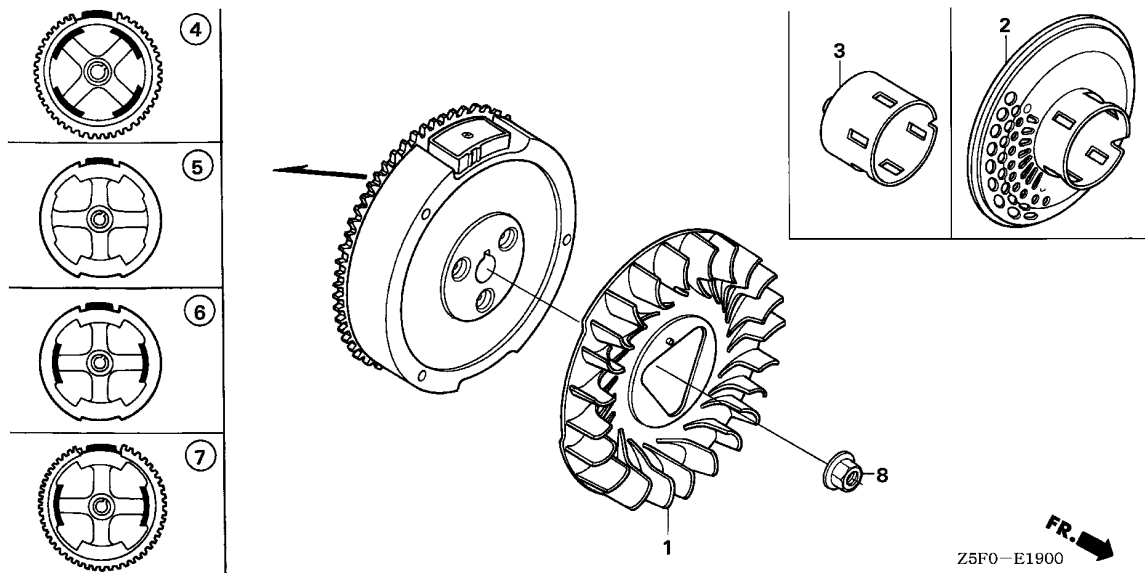
.NOTE: Same time for two units or more

Ref. No.	Part No.	Description	Reqd. QTY	Serial No.	Parts catalogue code
			GX 240 U1		
1	16173-001-004	PACKING, FUEL STRAINER CUP ..	1	-----	EDN2,EDS2,EDS6,EDT6,ED2
2	16950-ZB4-015	COCK ASSY., FUEL	1	-----	EDN2,EDS2,EDS6,EDT6,ED2
3	16952-ZB4-005	SCREEN, FUEL STRAINER	1	-----	EDN2,EDS2,EDS6,EDT6,ED2
4	16958-397-771	O-RING	1	-----	EDN2,EDS2,EDS6,EDT6,ED2
5	16959-471-831	FILTER, CUP	1	-----	EDN2,EDS2,EDS6,EDT6,ED2
6	16967-GA6-671	CUP, FUEL STRAINER	1	-----	EDN2,EDS2,EDS6,EDT6,ED2
7	17505-ZB2-003	METER ASSY., FUEL	1	-----	ED2
8	17510-ZB4-000ZA	TANK COMP., FUEL	1	-----	ED2
	17510-ZB4-000ZC	*NH31*.....MCKINLEY WHITE	1	-----	ED2
	17510-ZB4-000ZE	*NH1*.....BLACK	1	-----	ED2
	17510-ZB4-000ZF	*T68*.....TSURUMI BLUE	1	-----	ED2
	17510-ZB4-000ZG	*Y131*.....LIGHTNING YELLOW	1	-----	ED2
	17510-ZB4-000ZH	*R280*.....POWER RED	1	-----	ED2
9	17620-899-013	CAP COMP., FUEL FILLER	1	-----	ED2
10	17631-899-000	PACKING, FUEL FILLER CAP	1	-----	ED2
11	17670-899-000	FILTER COMP., FUEL	1	-----	ED2
12	50319-ZB2-000	RUBBER, TANK MOUNTING	2	-----	EDS2,EDS6,EDT6,ED2
13	87565-ZB4-A00	PLATE, FUEL INDICATION	1	-----	ED2
14	90503-898-000	WASHER, TANK CUSHION	2	-----	ED2
15	90851-898-000	RUBBER, TANK CUSHION	2	-----	ED2
16	90854-ZB2-000	RUBBER, FUEL (9X15X10)	1	-----	EDN2,EDS2,EDS6,EDT6,ED2,EN2
17	91551-898-000	COLLAR, TANK CUSHION	2	-----	ED2
18	93600-05010-0A	SCREW, FLAT, 5X10	2	-----	ED2
19	95001-45150-40	TUBE, FUEL, 4.5X150 (95001-45001-60M)	1	-----	EDS2,EDS6,EDT6,EN2



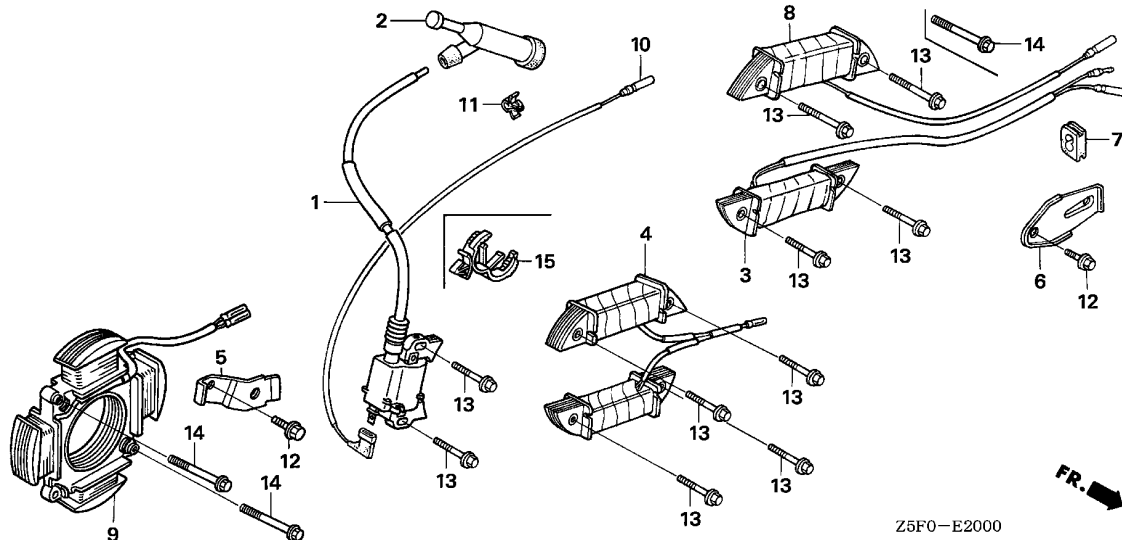
Ref. No.	Part No.	Description	Reqd. QTY		Serial No.	Parts catalogue code
			GX	U1		
19)	95001-45180-40	TUBE, FUEL, 4.5X180 (95001-45001-60M)	1		----- ED2	
	95001-45190-40	TUBE, FUEL, 4.5X190 (95001-45001-60M)	1		----- EDN2	
20	95002-02080	CLIP, TUBE (B8)	2		----- EDN2,EDS2,EDS6,EDT6,ED2,EN2	
21	95701-06022-00	BOLT, FLANGE, 6X22	2		----- ED2	





Ref. No.	L.O.N.	(Relative ref. Number) Description	F.R.T.
1	1141G7	FAN, ENGINE COOLING (3)	0.2
2	1121A9	PULLEY, RECOIL STARTER (5,6,7)	0.2
4	2161B5	FLYWHEEL	0.3

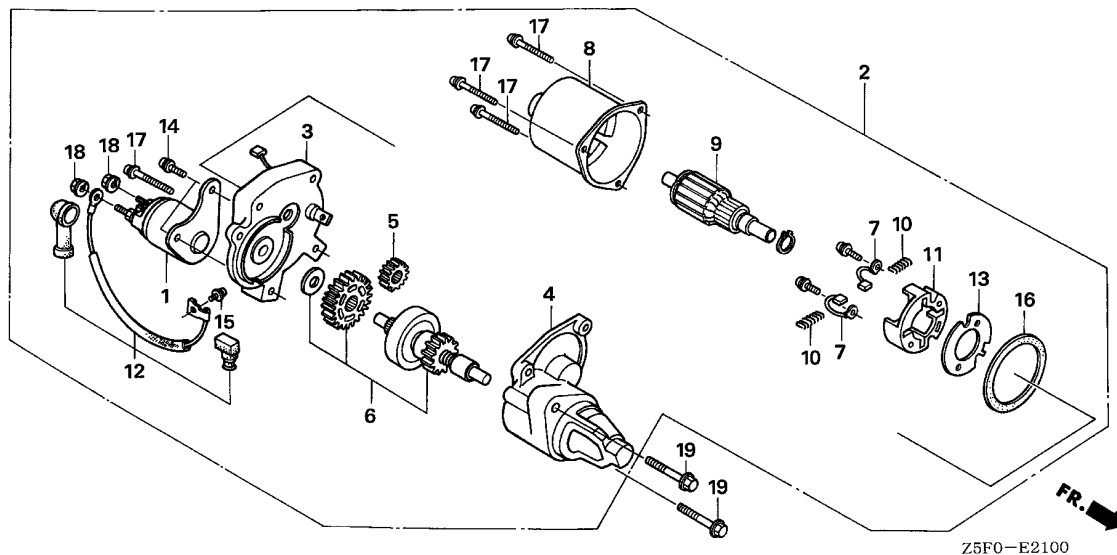
Ref. No.	Part No.	Description	Reqd. QTY	Serial No.	Parts catalogue code
			GX 240 U1		
1	19511-ZE2-000	FAN, COOLING	1		
2	28450-ZE2-W11	PULLEY COMP., STARTER (SCREEN GRID)	1	-----	HA2,HHQ4,HXQ4,LHE4,LXQ4,LX2,PA2,PMT2,QAB2,QAE2,QAG2,QAR2,QA2,QC12,QE,QHB2,QHQ4,QXB7,QXC9,QXE4,QXQ4,QXU,RA2,RHQ4,RTB2,RXQ4,SE,SXE4,SXQ4,SXU,VA2,VH12,VTA2,VXB7,VXQ4,VXQ7,VXU1,VX2
3	28451-ZE2-W01	PULLEY, STARTER	1	-----	EDN2,EDS2,EDS6,EDT6,ED2,EN2,QAG,QTC2,SMX2,VDG2,VWC2,WKD6,WKT2,WKT4
4	31100-ZE2-W11	FLYWHEEL COMP. (SEL-18A)	1	-----	QAR2
	31100-ZE2-832	FLYWHEEL COMP. (4POLE)	1	-----	ED2,EN2,QAE2
5	31100-ZE2-010	FLYWHEEL COMP.	1	-----	EDT6,HA2,HHQ4,HXQ4,LXQ4,LX2,PA2,PMT2,QAB2,QAG,QA2,QC12,QE,QHB2,QHQ4,QTC2,QXB7,QXC9,QXQ4,QXU,RA2,RHQ4,RTB2,RXQ4,SE,SMX2,SXQ4,SXU,VA2,VDG2,VH12,VTA2,VWC2,VXB7,VXQ4,VXQ7,VXU1,VX2,WKD6,WKT2,WKT4
6	31100-ZE2-812	FLYWHEEL COMP. (LAMP)	1	-----	EDN2,QAG2
7	31100-ZE2-822	FLYWHEEL COMP. (STARTER MOTOR)	1	-----	EDS2,EDS6,LHE4,QXE4,SXE4
8	90201-ZE3-V00	NUT, SPECIAL, 16MM	1		



Ref. No.	L.O.N.	(Relative ref. Number) Description	F.R.T.
1	6141A5	COIL, IGNITION(ONE)	0.3
2	6141B8	TERMINAL, HIGH TENSION	0.1
4	6141A6	COIL, LAMP	0.4
8	6131C3	COIL, CHARGE	0.4
10	6111B3	CORD, STOP SWITCH	0.3

Ref. No.	Part No.	Description	Reqd. QTY	Serial No.	Parts catalogue code
			GX 240 U1		
1	30500-ZF6-W02	COIL ASSY., IGNITION	1		
2	30700-ZE1-013	CAP ASSY., NOISE SUPPRESSOR (NICHIIWA Y-EZ RTFM256)	1		
3	31510-ZE1-811	COIL ASSY., LAMP (12V/25W) ..	1	-----	EDN2,ED2,EN2
	31510-ZE3-003	1	-----	EDN2
4	31510-ZE2-811	COIL ASSY., LAMP (12V/50W) ..	1	-----	QAG2
5	31511-ZE2-W00	CLAMPER, CORD	1	-----	QAR2
6	31511-ZE2-000	CLAMPER, CORD	1	-----	EDN2,EDS2,EDS6,ED2,EN2,LHE4,QAE2,QAG2,QXE4,SXE4
7	31512-ZE2-000	GROMMET, CORD	1		
8	31630-ZE1-003	COIL ASSY., CHARGE (1A)	1	-----	EDS2,EDS6,LHE4,QXE4,SXE4
	31630-ZE2-841	COIL ASSY., CHARGE (3A)	1	-----	QAE2
9	31630-ZE2-W01	COIL ASSY., CHARGE (12V/18A)	1	-----	QAR2
10	36101-ZE1-010	CORD, STOP SWITCH (370MM) ...	1	-----	HA2,HHQ4,HXQ4,LHE4,LXQ4,LX2,PA2,PMT2,QAB2,QAE2,QAG,QAG2,QAR2,QA2,QC12,QE,QHB2,QHQ4,QTC2,QXB7,QXC9,QXE4,QXQ4,QXU,RA2,RHQ4,RTB2,RXQ4,SE,SMX2,SXE4,SXQ4,SXU,VA2,VDG2,VH12,VTA2,VWC2,VXB7,VXQ4,VXQ7,VXU1,VX2,WKD6,WKT2,WKT4
	36101-ZE2-701	CORD, STOP SWITCH (430MM) ...	1	-----	EDN2,EDS2,EDS6,EDT6,ED2,EN2
11	36103-ZE1-000	HOLDER, STOP SWITCH CORD	1	-----	EDN2,HHQ4,QE,QHQ4,RHQ4,SE
12	90013-883-000	BOLT, FLANGE, 6X12(CT200) ...	1	-----	EDN2,EDS2,EDS6,ED2,EN2,LHE4,QAE2,QAG2,QAR2,QXE4,SXE4
13	90015-883-000	BOLT, FLANGE, 6X28	2	-----	EDT6,HA2,HHQ4,HXQ4,LXQ4,LX2,PA2,PMT2,QAB2,QAE2,QAG,QAR2,QA2,QC12,QE,QHB2,QHQ4,QTC2,QXB7,QXC9,QXQ4,QXU,RA2,RHQ4,RTB2,RXQ4,SE,SMX2,SXQ4,SXU,VA2,VDG2,VH12,VTA2,VWC2,VXB7,VXQ4,VXQ7,VXU1,VX2,WKD6,WKT2,WKT4
			4	-----	EDS2,EDS6,ED2,EN2,LHE4,QXE4,SXE4
			6	-----	EDN2,QAG2
14	90017-883-000	BOLT, FLANGE, 6X32	2	-----	QAE2
			4	-----	QAR2
15	90684-ZA0-601	CLIP, HARNESS	1	-----	EDT6,ED2,EN2,HA2,HXQ4,LXQ4,LX2,PA2,PMT2,QAB2,QAG,QAG2,QA2,QTC2,QXB7,QXC9,QXQ4,QXU,RA2,RTB2,RXQ4,SMX2,SXQ4,SXU,VA2,VDG2,VH12,VTA2,VWC2,VXB7,VXQ4,VXQ7,VXU1,VX2,WKD6,WKT2,WKT4

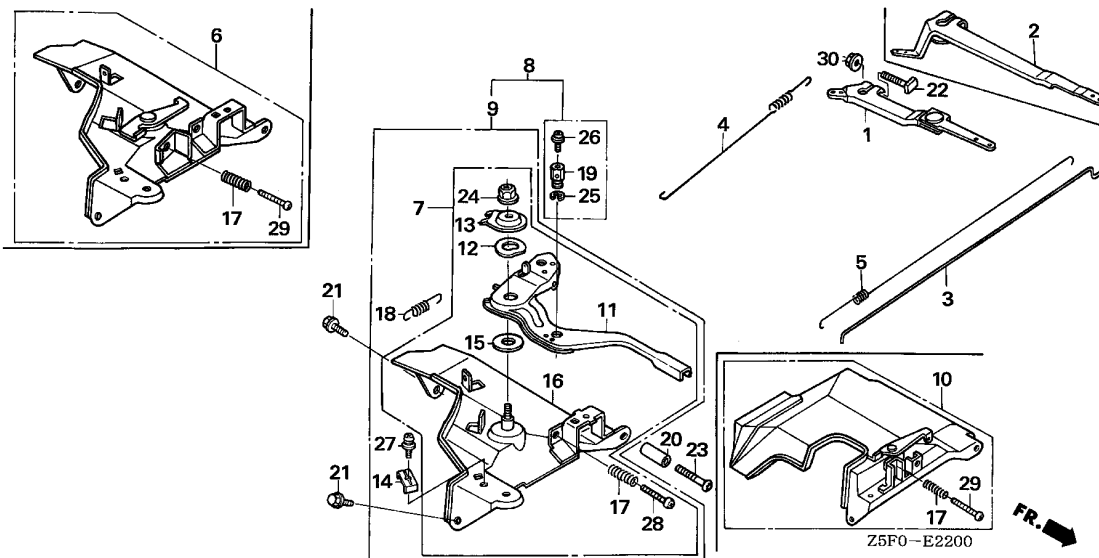




Z5F0-E2100

Ref. No.	L.O.N.	(Relative ref. Number) Description	F.R.T.
1	6121E5	CONTACTOR, STARTER	0.2
2	6121D5	MOTOR, STARTER	0.2
3	6121C3	BRACKET, STARTER :CENTER	0.4
4	6121D2	BRACKET, STARTER :FRONT	0.4
6	6121B0	CLUTCH, OVERRUNNING	0.4
7	6121A9	BRUSH, STARTER	0.4
8	6121D1	YOKE, STARTER	0.4
9	6121A0	ARMATURE, STARTER	0.4

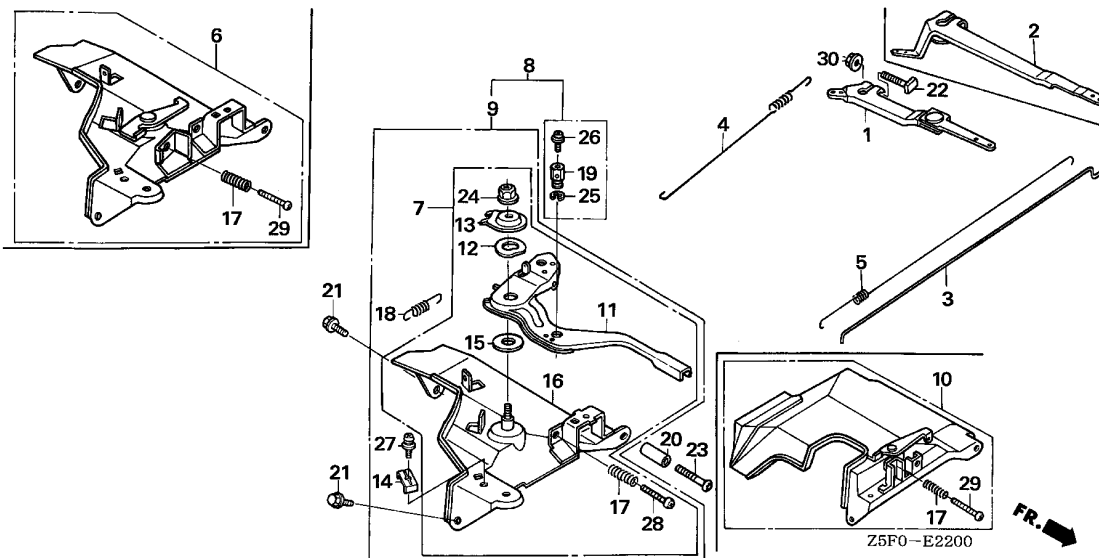
Ref. No.	Part No.	Description	Reqd. QTY	Serial No.	Parts catalogue code
			GX 240 U1		
1	31204-ZA0-003	CONTACTOR ASSY.	1	-----	EDS2,EDS6,LHE4,QAE2,QAR2,QXE4,SXE4
2	31210-ZE2-003	MOTOR UNIT, STARTER	1	-----	EDS2,EDS6,LHE4,QAE2,QAR2,QXE4,SXE4
3	31211-ZE2-003	BRACKET, CENTER	1	-----	EDS2,EDS6,LHE4,QAE2,QAR2,QXE4,SXE4
4	31212-ZE2-003	BRACKET, FR.	1	-----	EDS2,EDS6,LHE4,QAE2,QAR2,QXE4,SXE4
5	31213-ZE2-003	GEAR, DRIVE PINION	1	-----	EDS2,EDS6,LHE4,QAE2,QAR2,QXE4,SXE4
6	31214-ZE2-003	CLUTCH COMP., OVERRUNNING ...	1	-----	EDS2,EDS6,LHE4,QAE2,QAR2,QXE4,SXE4
7	31215-ZE2-003	BRUSH	2	-----	EDS2,EDS6,LHE4,QAE2,QAR2,QXE4,SXE4
8	31216-ZE2-003	YOKE COMP.	1	-----	EDS2,EDS6,LHE4,QAE2,QAR2,QXE4,SXE4
9	31217-ZE2-003	ARMATURE COMP.	1	-----	EDS2,EDS6,LHE4,QAE2,QAR2,QXE4,SXE4
10	31219-ZE2-003	SPRING, BRUSH RETURN	4	-----	EDS2,EDS6,LHE4,QAE2,QAR2,QXE4,SXE4
11	31231-ZE2-003	HOLDER, BRUSH	1	-----	EDS2,EDS6,LHE4,QAE2,QAR2,QXE4,SXE4
12	31232-ZE3-003	WIRE, WATER COVER	1	-----	EDS2,EDS6,LHE4,QAE2,QAR2,QXE4,SXE4
13	31233-ZE2-003	INSULATOR	1	-----	EDS2,EDS6,LHE4,QAE2,QAR2,QXE4,SXE4
14	90007-ZE2-003	BOLT-WASHER, 5X14	2	-----	EDS2,EDS6,LHE4,QAE2,QAR2,QXE4,SXE4
15	90110-ZE2-003	SCREW-WASHER, 4X6	1	-----	EDS2,EDS6,LHE4,QAE2,QAR2,QXE4,SXE4
16	91601-ZE2-003	PACKING	1	-----	EDS2,EDS6,LHE4,QAE2,QAR2,QXE4,SXE4
17	93892-05032-18	SCREW-WASHER, 5X32	4	-----	EDS2,EDS6,LHE4,QAE2,QAR2,QXE4,SXE4
18	94070-06080	NUT-WASHER, 6MM	2	-----	EDS2,EDS6,LHE4,QAE2,QAR2,QXE4,SXE4
19	95701-08040-00	BOLT, FLANGE, 8X40	2	-----	EDS2,EDS6,LHE4,QAE2,QAR2,QXE4,SXE4



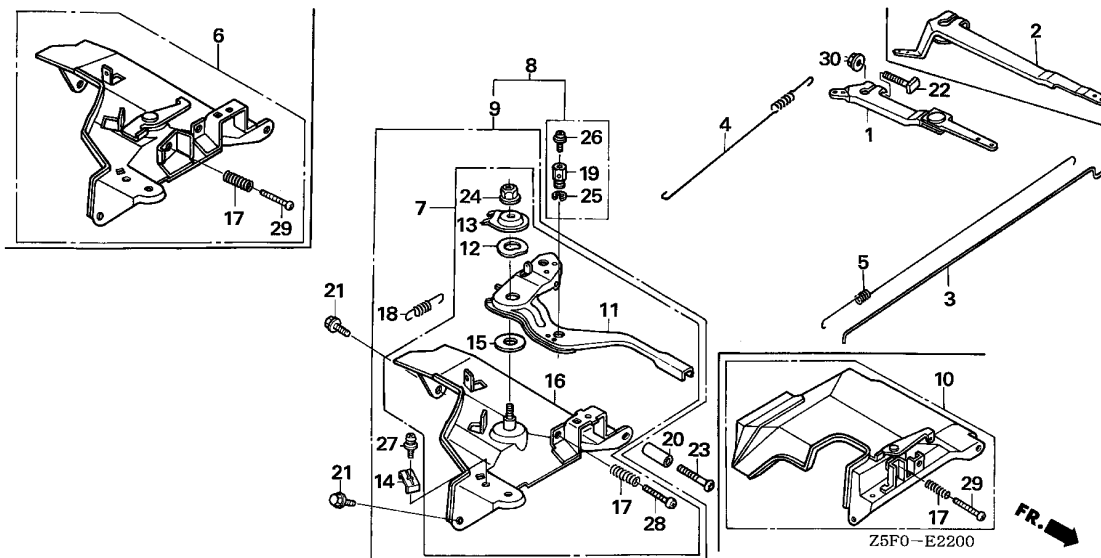
Ref. No.	L.O.N.	(Relative ref. Number) Description	F.R.T.
1		(2)	
1161A0		ARM, GOVERNOR	0.2
1161B1		ROD, GOVERNOR	0.2
1161C5		SPRING, GOVERNOR	0.2
1161C2		SPRING, THROTTLE RETURN	0.2
7		(6,8,9,10)	
1161A5		CONTROL, THROTTLE/GOVERNOR ...	0.3
1161A8		LEVER, CONTROL	0.4
1161A2		BASE, CONTROL	0.4
1161B7		SPRING, CABLE RETURN	0.2

Ref. No.	Part No.	Description	Reqd. QTY	Serial No.	Parts catalogue code
			GX 240 U1		
1	16550-ZE2-700	ARM COMP., GOVERNOR	1	-----	EDN2,EDS2,EDS6,EDT6,ED2,EN2,VH12
2	16551-ZE2-000	ARM, GOVERNOR	1	-----	HA2,HHQ4,HXQ4,LHE4,LXQ4,LX2,PA2,PMT2,QAB2,QAE2,QAG,QAG2,QAR2,QA2,QC12,QE,QHB2,QHQ4,QTC2,QXB7,QXC9,QXE4,QXQ4,QXU,RA2,RHQ4,RTB2,RXQ4,SE,SMX2,SXE4,SXQ4,SXU,VA2,VDG2,VTA2,VWC2,VXB7,VXQ4,VXQ7,VXU1,VX2,WKD6,WKT2,WKT4
3	16555-ZE2-000	ROD, GOVERNOR	1	-----	EDN2,EDS2,EDS6,EDT6,ED2,EN2,HA2,HHQ4,HXQ4,LHE4,LXQ4,LX2,PA2,PMT2,QAB2,QAE2,QAG,QAG2,QAR2,QA2,QC12,QE,QHB2,QHQ4,QTC2,QXB7,QXC9,QXE4,QXQ4,QXU,RA2,RHQ4,RTB2,RXQ4,SE,SMX2,SXE4,SXQ4,SXU,VA2,VDG2,VTA2,VWC2,VXB7,VXQ4,VXQ7,VXU1,VX2,WKD6,WKT2,WKT4
4	16561-ZE2-000	SPRING, GOVERNOR	1	-----	EDN2,EDS2,EDS6,EDT6,ED2,EN2,HA2,HHQ4,HXQ4,LHE4,LXQ4,LX2,PA2,PMT2,QAB2,QAE2,QAG,QAG2,QAR2,QA2,QC12,QE,QHB2,QHQ4,QTC2,QXB7,QXC9,QXE4,QXQ4,QXU,RA2,RHQ4,RTB2,RXQ4,SE,SMX2,SXE4,SXQ4,SXU,VA2,VDG2,VTA2,VWC2,VXB7,VXQ4,VXQ7,VXU1,VX2,WKD6,WKT2,WKT4
	16561-ZE2-800	(1)	-----	VXB7,VXQ4,VXQ7,VXU1,VX2
	16561-ZE3-000	1	-----	VH12
5	16562-ZE2-000	SPRING, THROTTLE RETURN	1	-----	HA2,HHQ4,HXQ4,LHE4,LXQ4,LX2,PA2,PMT2,QAB2,QAE2,QAG,QAG2,QAR2,QA2,QC12,QE,QHB2,QHQ4,QTC2,QXB7,QXC9,QXE4,QXQ4,QXU,RA2,RHQ4,RTB2,RXQ4,SE,SMX2,SXE4,SXQ4,SXU,VA2,VDG2,VTA2,VWC2,VXB7,VXQ4,VXQ7,VXU1,VX2,WKD6,WKT2,WKT4
	16562-ZE2-700	1	-----	EDN2,EDS2,EDS6,EDT6,ED2,EN2,VH12
6	16570-ZE2-T50	CONTROL ASSY. (WACKER)	1	-----	VDG2,VWC2
	16570-ZE2-721	CONTROL ASSY.	1	-----	VH12,VXU1
7	16570-ZE2-W00	CONTROL ASSY.	1	-----	HA2,HHQ4,HXQ4,PA2,PMT2,VXB7,VXQ4,VXQ7,VX2
8	16570-ZE2-W10	CONTROL ASSY. (REMOTE)	1	-----	QHB2,QTC2,SMX2
9	16570-ZE2-W20	CONTROL ASSY. (REMOTE)	1	-----	LHE4,LXQ4,LX2,QAB2,QAE2,QAG,QAG2,QAR2,QA2,QC12,QE,QHQ4,QXB7,QXC9,QXE4,QXQ4,QXU,RA2,RHQ4,RTB2,RXQ4,SE,SXE4,SXQ4,SXU,VA2,VTA2,WKD6,WKT2,WKT4
10	16570-ZE2-701	CONTROL ASSY.	1	-----	EDN2
	16570-ZE2-711	1	-----	EDS2,EDS6,EDT6,ED2,EN2
11	16571-ZE2-W00	LEVER, CONTROL	1	-----	HA2,HHQ4,HXQ4,LHE4,LXQ4,LX2,PA2,PMT2,QAB2,QAE2,QAG,QAG2,QAR2,QA2,QC12,QE,QHB2,QHQ4,QTC2,QXB7,QXC9,QXE4,QXQ4,QXU,RA2,RHQ4,RTB2,RXQ4,SE,SMX2,SXE4,SXQ4,SXU,VA2,VTA2,VXB7,VXQ4,VXQ7,VX2,WKD6,WKT2,WKT4



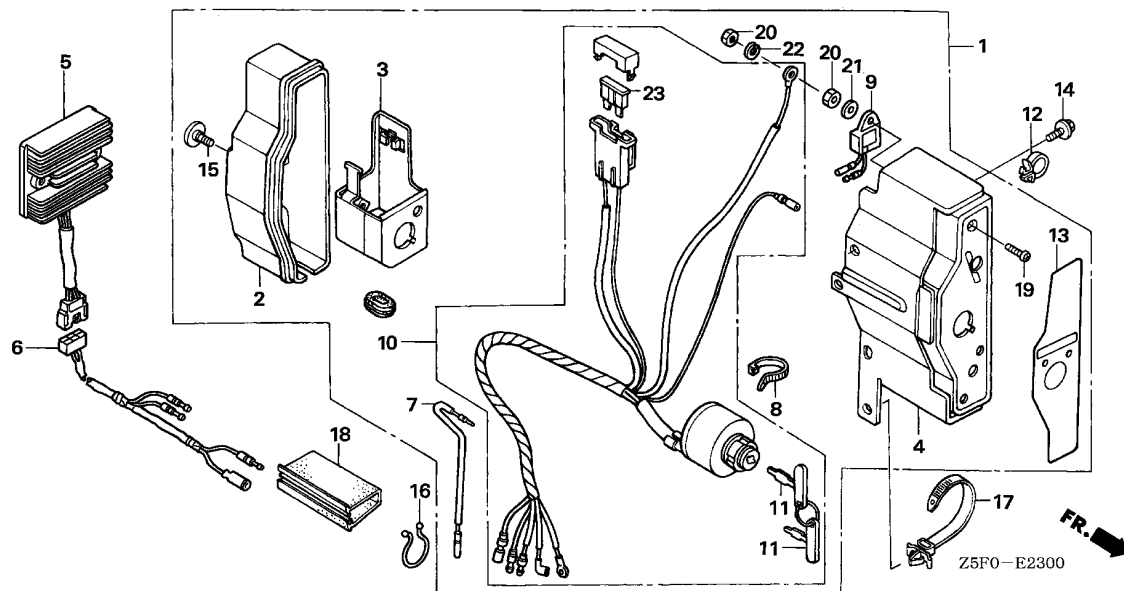


Ref. No.	Part No.	Description	Reqd. QTY	Serial No.	Parts catalogue code
			GX 240 U1		
12	16574-ZE1-000	SPRING, LEVER	1	-----	HA2,HHQ4,HXQ4,LHE4,LXQ4,LX2,PA2,PMT2,QAB2,QAE2,QAG,QAG2,QAR2,QA2,QC12,QE,QHB2,QHQ4,QTC2,QXB7,QXC9,QXE4,QXQ4,QXU,RA2,RHQ4,RTB2,RXQ4,SE,SMX2,SXE4,SXQ4,SXU,VA2,VTA2,VXB7,VXQ4,VXQ7,VX2,WKD6,WKT2,WKT4
13	16575-ZE2-W00	WASHER, CONTROL LEVER	1	-----	HA2,HHQ4,HXQ4,LHE4,LXQ4,LX2,PA2,PMT2,QAB2,QAE2,QAG,QAG2,QAR2,QA2,QC12,QE,QHB2,QHQ4,QTC2,QXB7,QXC9,QXE4,QXQ4,QXU,RA2,RHQ4,RTB2,RXQ4,SE,SMX2,SXE4,SXQ4,SXU,VA2,VTA2,VXB7,VXQ4,VXQ7,VX2,WKD6,WKT2,WKT4
14	16576-891-000	HOLDER, CABLE	1	-----	LHE4,LXQ4,LX2,QAB2,QAE2,QAG,QAG2,QAR2,QA2,QC12,QE,QHB2,QHQ4,QTC2,QXB7,QXC9,QXE4,QXQ4,QXU,RA2,RHQ4,RTB2,RXQ4,SE,SMX2,SXE4,SXQ4,SXU,VA2,VTA2,WKD6,WKT2,WKT4
15	16578-ZE1-000	SPACER, CONTROL LEVER	1	-----	HA2,HHQ4,HXQ4,LHE4,LXQ4,LX2,PA2,PMT2,QAB2,QAE2,QAG,QAG2,QAR2,QA2,QC12,QE,QHB2,QHQ4,QTC2,QXB7,QXC9,QXE4,QXQ4,QXU,RA2,RHQ4,RTB2,RXQ4,SE,SMX2,SXE4,SXQ4,SXU,VA2,VTA2,VXB7,VXQ4,VXQ7,VX2,WKD6,WKT2,WKT4
16	16581-ZE2-W00	BASE COMP., CONTROL	1	-----	HA2,HHQ4,HXQ4,LHE4,LXQ4,LX2,PA2,PMT2,QAB2,QAE2,QAG,QAG2,QAR2,QA2,QC12,QE,QHB2,QHQ4,QTC2,QXB7,QXC9,QXE4,QXQ4,QXU,RA2,RHQ4,RTB2,RXQ4,SE,SMX2,SXE4,SXQ4,SXU,VA2,VTA2,VXB7,VXQ4,VXQ7,VX2,WKD6,WKT2,WKT4
17	16584-883-300	SPRING, CONTROL ADJUSTING ...	1	-----	LHE4,LXQ4,LX2,QAB2,QAE2,QAG,QAG2,QAR2,QA2,QC12,QE,QHB2,QHQ4,QTC2,QXB7,QXC9,QXE4,QXQ4,QXU,RA2,RHQ4,RTB2,RXQ4,SE,SMX2,SXE4,SXQ4,SXU,VA2,VTA2,WKD6,WKT2,WKT4
18	16592-883-310	SPRING, CABLE RETURN	1	-----	LHE4,LXQ4,LX2,QAB2,QAE2,QAG,QAG2,QAR2,QA2,QC12,QE,QHB2,QHQ4,QTC2,QXB7,QXC9,QXE4,QXQ4,QXU,RA2,RHQ4,RTB2,RXQ4,SE,SMX2,SXE4,SXQ4,SXU,VA2,VTA2,WKD6,WKT2,WKT4
19	16594-883-010	HOLDER, WIRE	1	-----	QHB2,QTC2,SMX2
20	16599-ZG1-M10	COLLAR, STOPPER	(1)	-----	HHQ4,HXQ4,LHE4,LXQ4,QE,QHB2,QHQ4,QXB7,QXE4,QXQ4,RHQ4,RXQ4,SE,SXE4,SXQ4,VXB7,VXQ4,VXQ7,WKT4
21	90013-883-000	BOLT, FLANGE, 6X12(CT200) ...	2	-----	
22	90015-ZE5-010	BOLT, GOVERNOR ARM	1	-----	
23	90016-ZG9-N30	SCREW, RECESSED, 5X25	(1)	-----	HHQ4,HXQ4,LHE4,LXQ4,QE,QHB2,QHQ4,QXB7,QXE4,QXQ4,RHQ4,RXQ4,SE,SXE4,SXQ4,VXB7,VXQ4,VXQ7,WKT4



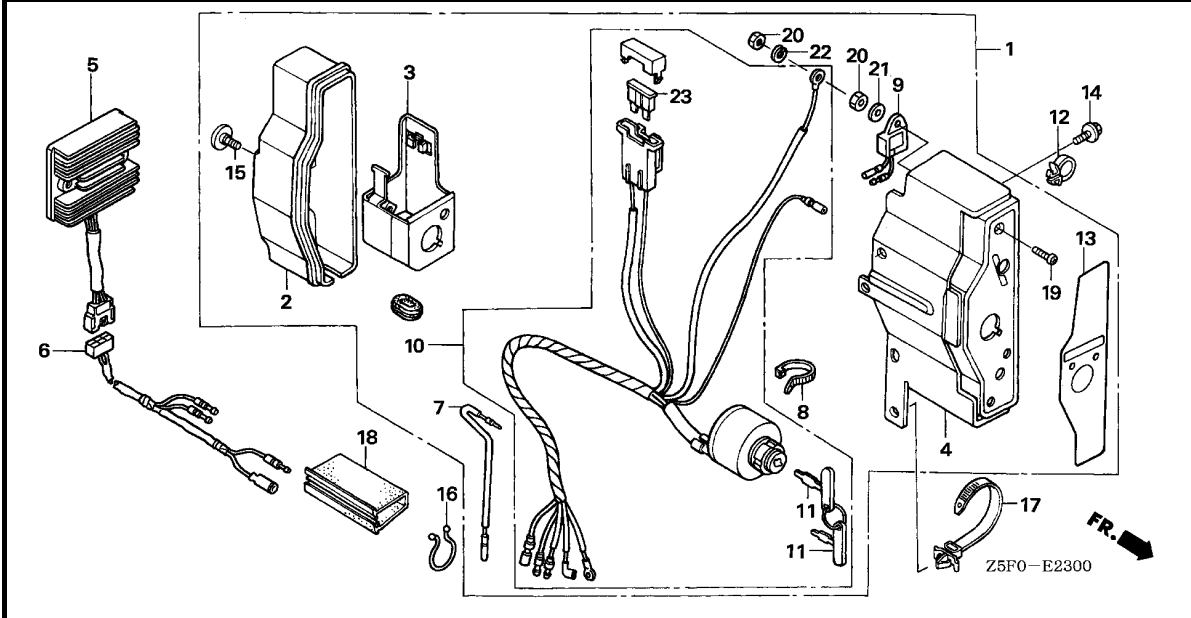
Ref. No.	Part No.	Description	Reqd. QTY		Serial No.	Parts catalogue code
			GX	U1		
24	90114-SA0-000	NUT, SELF-LOCK, 6MM	1			HA2, HHQ4, HXQ4, LHE4, LXQ4, LX2, PA2, PMT2, QAB2, QAE2, QAG, QAG2, QAR2, QA2, QC12, QE, QHB2, QHQ4, QTC2, QXB7, QXC9, QXE4, QXQ4, QXU, RA2, RHQ4, RTB2, RXQ4, SE, SMX2, SXE4, SXQ4, SXU, VA2, VTA2, VXB7, VXQ4, VXQ7, VX2, WKD6, WKT2, WKT4
25	90605-230-000	CIRCLIP, 5MM	1			QHB2, QTC2, SMX2
26	93500-04006-0H	SCREW, PAN, 4X6	1			QHB2, QTC2, SMX2
27	93500-05016-0A	SCREW, PAN, 5X16	1			LHE4, LXQ4, LX2, QAB2, QAE2, QAG, QAG2, QAR2, QA2, QC12, QE, QHB2, QHQ4, QTC2, QXB7, QXC9, QXE4, QXQ4, QXU, RA2, RHQ4, RTB2, RXQ4, SE, SMX2, SXE4, SXQ4, SXU, VA2, VTA2, WKD6, WKT2, WKT4
28	93500-05028-0A	SCREW, PAN, 5X28	1			HA2, HHQ4, HXQ4, LHE4, LXQ4, LX2, PA2, PMT2, QAB2, QAE2, QAG, QAG2, QAR2, QA2, QC12, QE, QHB2, QHQ4, QTC2, QXB7, QXC9, QXE4, QXQ4, QXU, RA2, RHQ4, RTB2, RXQ4, SE, SMX2, SXE4, SXQ4, SXU, VA2, VTA2, WKD6, WKT2, WKT4
29	93500-05028-0H	SCREW, PAN, 5X28	1			VDG2, VWC2
	93500-05035-0A	SCREW, PAN, 5X35	1			
30	94050-06000	NUT, FLANGE, 6MM	1			EDN2, EDS2, EDS6, EDT6, ED2, EN2, VH12, VXU1





Ref. No.	L.O.N.	(Relative ref. Number) Description	F.R.T.
1	6221N7	BOX, ENGINE CONTROL	0.1
4	6151K5	PANEL, ENGINE CONTROL	0.2
5	6131B7	RECTIFIER, REGULATOR	0.2
6	6111E6	HARNESS, REGULATOR RECTIFIER ..	0.2
10	6151E1	SWITCH, COMBINATION	0.2
23	8121A7	FUSE, BLADE	0.1

Ref. No.	Part No.	Description	Reqd. QTY	Serial No.	Parts catalogue code
			GX 240 U1		
1	31610-ZE2-W02ZA	BOX ASSY., CONTROL (EXTERNAL-ALERT 18A)	1	-----	QAR2
		NH1.....BLACK	1	-----	QAR2
		R280.....POWER RED	1	-----	QAR2
2	31612-ZE2-003	CASE, CONTROL	1	-----	QAR2
3	31614-ZE2-003	BRACKET, CASE MOUNTING	1	-----	QAR2
4	31615-ZE2-003ZG	PANEL COMP., CONTROL	1	-----	QAR2
		R280.....POWER RED	1	-----	QAR2
5	31620-ZG5-013	RECTIFIER ASSY., REGULATOR (20A)	1	-----	QAR2
6	32110-ZE2-W00	HARNESS ASSY., SUB WIRE	1	-----	QAR2
7	32197-ZE1-003	SUB HARNESS	1	-----	QAR2
8	32902-892-003	BAND	1	-----	QAR2
9	34150-ZH7-003	ALERT UNIT, OIL	1	-----	QAR2
10	35100-ZE2-W01	SWITCH ASSY., COMBINATION (18A-CHARGE)	1	-----	QAR2
11	35111-880-013	KEY COMP.	2	-----	QAR2
12	36103-ZE1-000	HOLDER, STOP SWITCH CORD	1	-----	QAR2
13	87529-ZE2-861	MARK, CONTROL BOX (EXTERNAL-REGULATOR)	1	-----	QAR2
14	90013-883-000	BOLT, FLANGE, 6X12(CT200) ...	2	-----	QAR2
15	90380-MA6-010	SCREW, SPECIAL, 6X12	1	-----	QAR2
16	90630-751-000	CLIP, PURSE LOCK	1	-----	QAR2
17	90672-SAO-003	STRAP, CABLE, 118MM(BLACK) ..	1	-----	QAR2
18	91406-ZE2-003	TUBE, FASTENER, 30MM	1	-----	QAR2
19	93500-04012-OH	SCREW, PAN, 4X12	1	-----	QAR2



Ref. No.	Part No.	Description	Reqd. QTY		Serial No.	Parts catalogue code
			GX	U1		

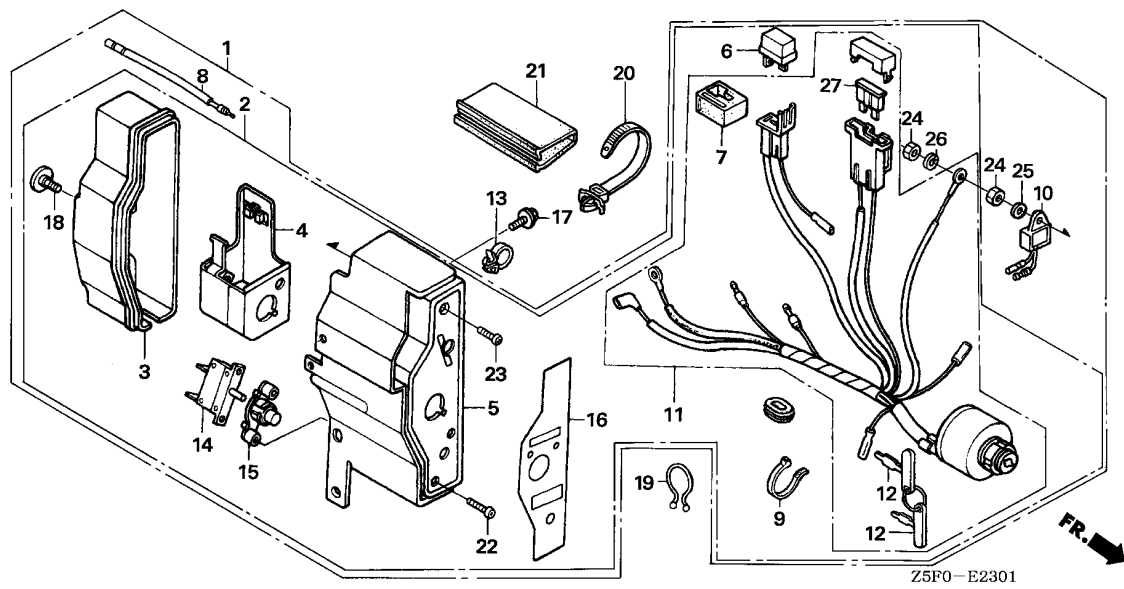
20	94001-04390-0S	NUT, HEX., 4MM	2		-----	QAR2
21	94101-04800	WASHER, PLAIN, 4MM	1		-----	QAR2
22	94111-04800	WASHER, SPRING, 4MM	1		-----	QAR2
23	98200-32500	FUSE, BLADE (25A)	1		-----	QAR2



E-23-1

CONTROL BOX(2)

F14

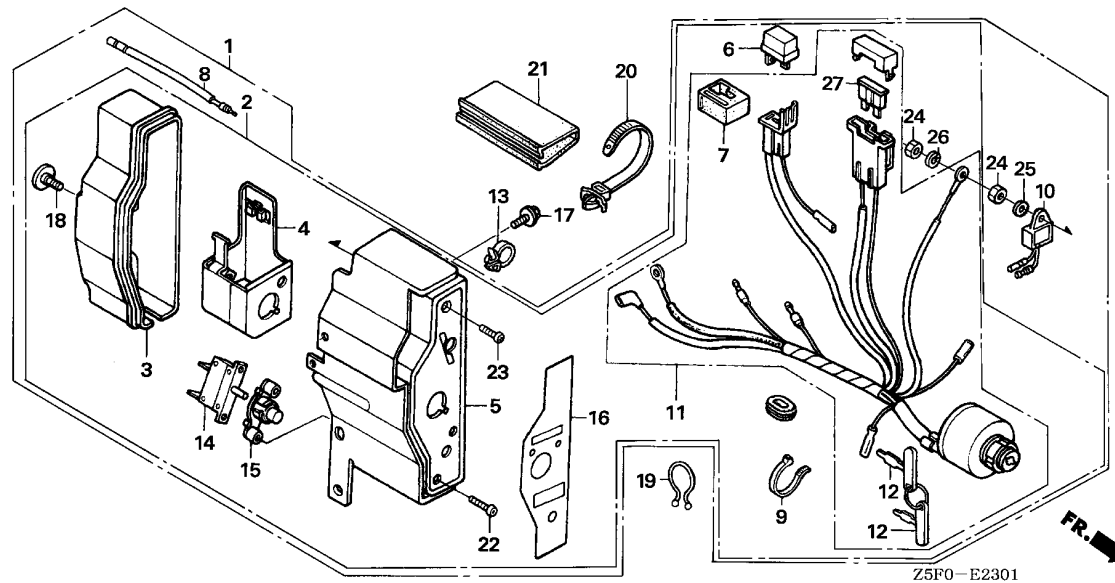


Ref. No.	L.O.N.	(Relative ref. Number) Description	F.R.T.
1	6221N7	BOX, ENGINE CONTROL	0.1
5	6151K5	PANEL, ENGINE CONTROL	0.2
6	6131B8	RECTIFIER, SILICON	0.1
10	6151K4	ALERT UNIT, ENGINE CONTROL OIL	0.2
11	6151E1	SWITCH, COMBINATION	0.2
14	6221D4	PROTECTOR, CIRCUIT	0.2
27	8121A7	FUSE, BLADE	0.1

Z5F0-E2301

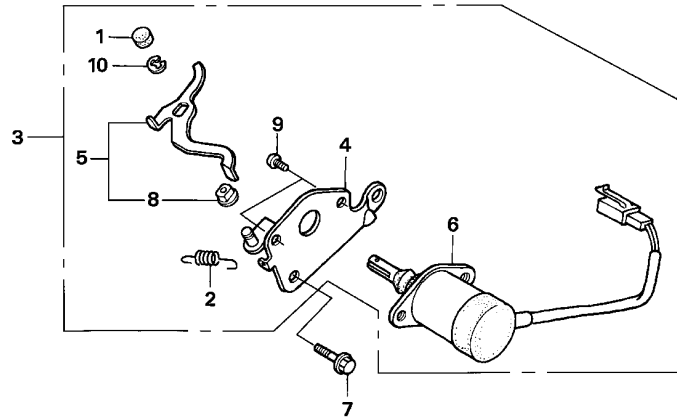
Ref. No.	Part No.	Description	Reqd. QTY	Serial No.	Parts catalogue code
			GX 240 U1		
1	31610-Z5J-801ZA	BOX ASSY., CONTROL (EXP-ALERT/3A)	1	-----	-----
		NH1.....BLACK	1	-----	QAE2
	31610-Z5J-801ZC	*R280*.....POWER RED	1	-----	QAE2
	31610-Z5T-801ZA	BOX ASSY., CONTROL (EXP-ALERT)	1	-----	-----
		R280.....POWER RED	1	-----	QXE4,SXE4
2	31610-Z5J-811ZA	BOX ASSY., CONTROL (EXTERNAL)	1	-----	-----
		R280.....POWER RED	1	-----	LHE4
3	31612-ZE2-003	CASE, CONTROL	1	-----	LHE4,QAE2,QXE4,SXE4
4	31614-ZE2-003	BRACKET, CASE MOUNTING	1	-----	LHE4,QAE2,QXE4,SXE4
5	31615-ZE2-003ZA	PANEL COMP., CONTROL	1	-----	-----
		NH1.....BLACK	1	-----	QAE2
	31615-ZE2-003ZG	*R280*.....POWER RED	1	-----	LHE4,QAE2
	31615-ZE3-003ZE	*R280*.....POWER RED	1	-----	QXE4,SXE4
6	31700-124-008	RECTIFIER ASSY., SILICON (SHINDENGEN)	1	-----	LHE4,QAE2,QXE4,SXE4
7	32127-738-700	SUSPENSION, COUPLER	1	-----	LHE4,QAE2,QXE4,SXE4
8	32197-ZE1-003	SUB HARNESS	1	-----	QAE2,QXE4,SXE4
9	32902-892-003	BAND	1	-----	LHE4,QAE2,QXE4,SXE4
10	34150-ZH7-003	ALERT UNIT, OIL	1	-----	QAE2,QXE4,SXE4
11	35100-ZE2-023	SWITCH ASSY., COMBINATION ...	1	-----	LHE4,QXE4,SXE4
	35100-ZE2-842	SWITCH ASSY., COMBINATION (3A-CHARGE)	1	-----	QAE2
12	35111-880-013	KEY COMP.	2	-----	LHE4,QAE2,QXE4,SXE4
13	36103-ZE1-000	HOLDER, STOP SWITCH CORD	1	-----	LHE4,QAE2,QXE4,SXE4
14	38240-VA3-900	PROTECTOR, CIRCUIT (1.0A) ...	1	-----	LHE4,QXE4,SXE4
	38240-ZE2-840	PROTECTOR, CIRCUIT (3.5A) ...	1	-----	QAE2

2



Ref. No.	Part No.	Description	Reqd. QTY		Serial No.	Parts catalogue code
			GX	U1		
15	38250-ZA8-701	LENS ASSY., PROTECTOR	1		LHE4,QAE2,QXE4,SXE4	
16	87529-Z4T-840	MARK, CONTROL BOX (EXTERNAL)	1		LHE4,QAE2,QXE4,SXE4	
17	90013-883-000	BOLT, FLANGE, 6X12(CT200)	2		LHE4,QAE2,QXE4,SXE4	
18	90380-MA6-010	SCREW, SPECIAL, 6X12	1		LHE4,QAE2,QXE4,SXE4	
19	90630-751-000	CLIP, PURSE LOCK	1		LHE4,QAE2,QXE4,SXE4	
20	90672-SA0-003	STRAP, CABLE, 118MM(BLACK)	1		LHE4,QAE2,QXE4,SXE4	
21	91406-ZE2-003	TUBE, FASTENER, 30MM	1		LHE4,QAE2,QXE4,SXE4	
22	93500-03012-0H	SCREW, PAN, 3X12	2		LHE4,QAE2,QXE4,SXE4	
23	93500-04012-0H	SCREW, PAN, 4X12	1		LHE4,QAE2,QXE4,SXE4	
24	94001-04390-0S	NUT, HEX., 4MM	1		LHE4	
25	94101-04800	WASHER, PLAIN, 4MM	2		QAE2,QXE4,SXE4	
			1		QAE2,QXE4,SXE4	
26	94111-04800	WASHER, SPRING, 4MM	1		LHE4,QAE2,QXE4,SXE4	
27	98200-30500	FUSE, BLADE (5A)	1		LHE4,QXE4,SXE4	
	98200-31500	FUSE, BLADE (15A)	1		QAE2	





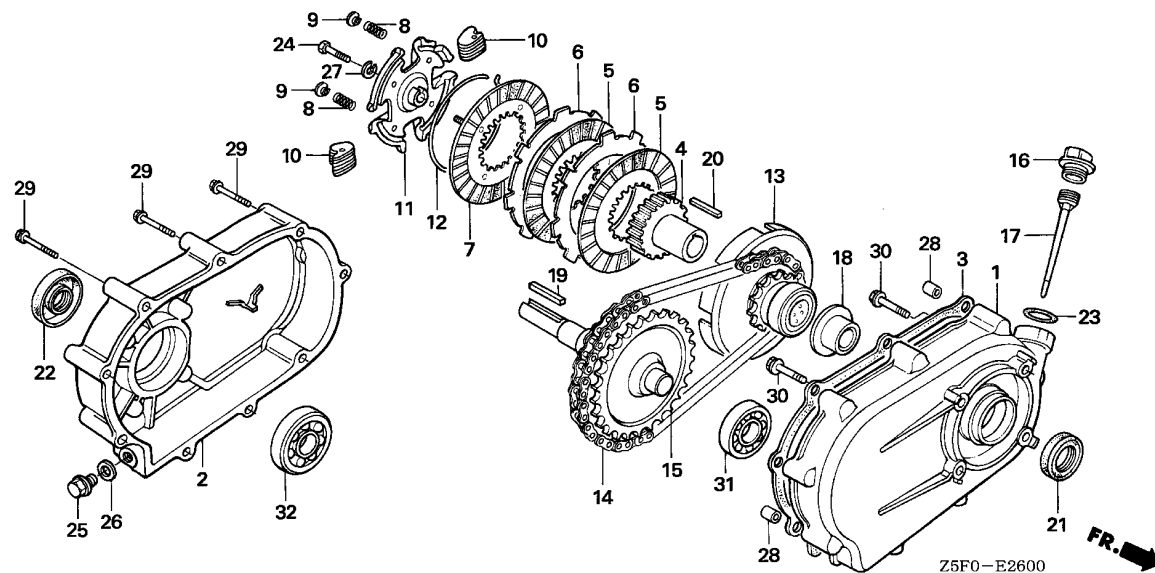
FR. →

Z5F0-E2320

Ref. No.	L.O.N.	(Relative ref. Number) Description	F.R.T.
2	8101Q9	SPRING, CHOKE RETURN	0.2
3	8101S8	THROTTLE, AUTO	0.2
6	6211C5	SOLENOID, AUTO THROTTLE	0.3

2

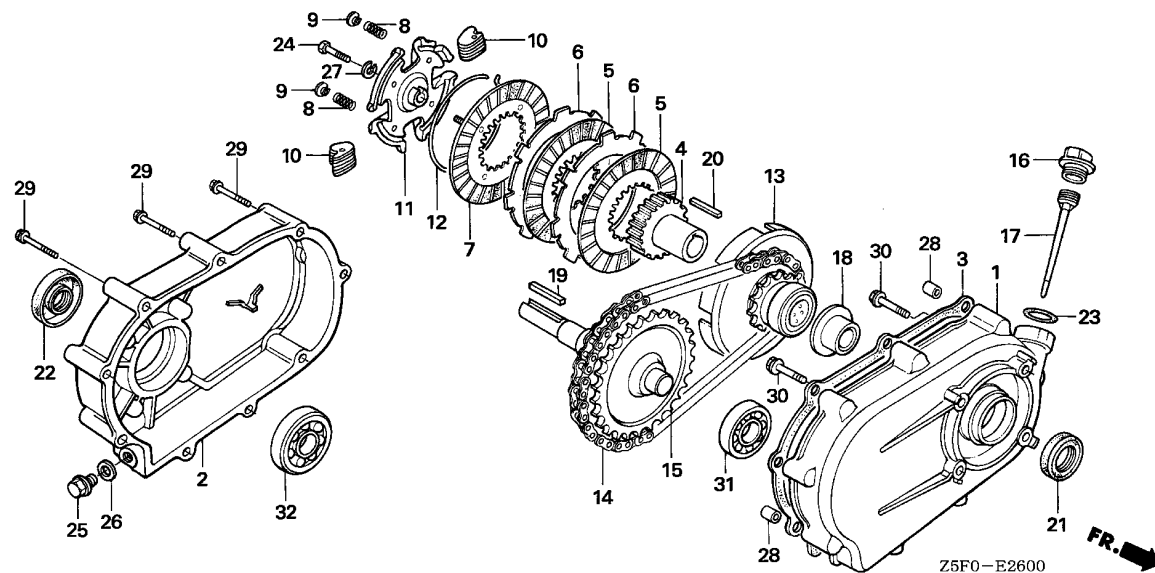
Ref. No.	Part No.	Description	Reqd. QTY	Serial No.	Parts catalogue code
			GX 240 U1		
1	16252-ZA1-010	CAP, CHOKE LEVER	1	-----	EDN2,EDS6,EDT6,ED2,EN2
2	16268-893-000	SPRING, CHOKE RETURN	1	-----	EDN2,EDS6,EDT6,ED2,EN2
3	16270-ZB4-010	AUTO-THROTTLE ASSY.	1	-----	EDN2,EDS6,EDT6,ED2,EN2
4	16271-ZB4-000	STAY, SOLENOID THROTTLE	1	-----	EDN2,EDS6,EDT6,ED2,EN2
5	16273-ZB4-000	LEVER COMP., SOLENOID THROTTLE	1	-----	EDN2,EDS6,EDT6,ED2,EN2
6	36160-ZB4-003	SOLENOID ASSY.	1	-----	EDN2,EDS6,EDT6,ED2,EN2
7	90013-883-000	BOLT, FLANGE, 6X12(CT200) ...	1	-----	EDN2,EDS6,EDT6,ED2,EN2
8	91502-ZB4-701	BUSH, AUTO-THROTTLE LEVER ...	1	-----	EDN2,EDS6,EDT6,ED2,EN2
9	93500-05008-0A	SCREW, PAN, 5X8	2	-----	EDN2,EDS6,EDT6,ED2,EN2
10	94540-04018	E-RING, 4MM	1	-----	EDN2,EDS6,EDT6,ED2,EN2



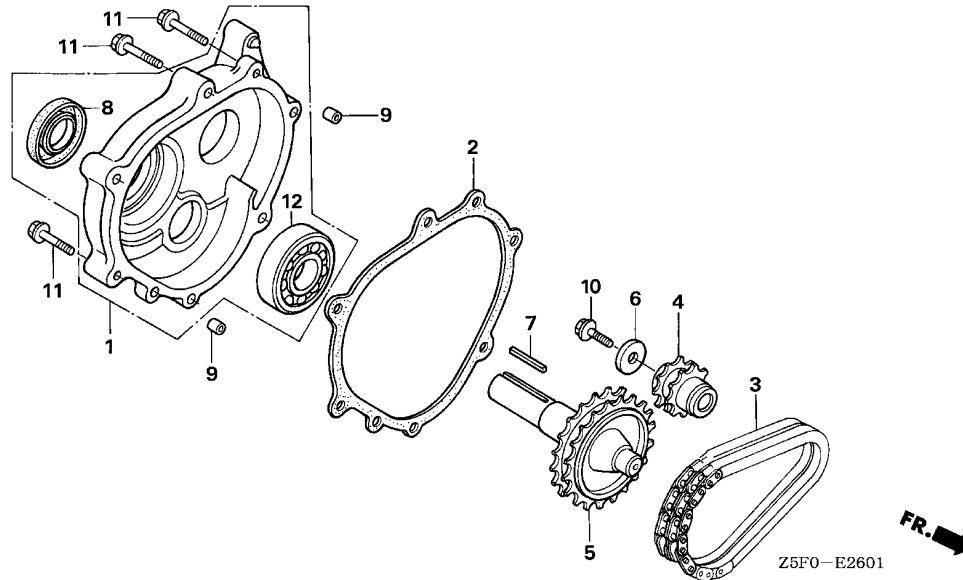
Ref. No.	L.O.N.	(Relative ref. Number) Description	F.R.T.
1	2141Y6	CASE, REDUCTION(R-TYPE)	0.4
2	2141R1	COVER, REDUCTION	0.4
3	2141R2	PACKING, REDUCTION COVER	0.3
5	2141Z0	DISC, REDUCTION CLUTCH FRICTION	0.3
6	2141Z1	PLATE, REDUCTION CLUTCH	0.3
7	2141Z2	PLATE, REDUCTION CLUTCH PRESSURE	0.3
13	2141X1	SPROCKET, POWER TAKE OFF DRIVE CHAIN(R-TYPE)	0.3
14	2141W3	CHAIN, POWER TAKE OFF DRIVE (R-TYPE)	0.3
15	2141V8	SHAFT, POWER TAKE OFF(R-TYPE)	0.3
21	2141AB	OIL SEAL, REDUCTION CASE	0.3
22	2141X4	OIL SEAL, POWER TAKE OFF SHAFT (R-TYPE) :REAR	0.3
31	2141Y5	BEARING, POWER TAKE OFF SHAFT (R-TYPE) :FRONT	0.4
32	2141X9	BEARING, POWER TAKE OFF SHAFT (R-TYPE) :REAR	0.4

Ref. No.	Part No.	Description	Reqd. QTY	Serial No.	Parts catalogue code
			GX 240 U1		
1	21510-889-750	CASE, REDUCTION	1	-----	RA2,RHQ4,RTB2,RXQ4
2	21610-889-750	COVER, REDUCTION	1	-----	RA2,RHQ4,RTB2,RXQ4
3	21691-889-750	PACKING, REDUCTION COVER	1	-----	RA2,RHQ4,RTB2,RXQ4
4	22121-889-750	CENTER, CLUTCH	1	-----	RA2,RHQ4,RTB2,RXQ4
5	22201-822-610	DISK, CLUTCH FRICTION	2	-----	RA2,RHQ4,RTB2,RXQ4
6	22311-822-610	PLATE, CLUTCH	2	-----	RA2,RHQ4,RTB2,RXQ4
7	22350-822-610	PLATE COMP., CLUTCH PRESSURE	1	-----	RA2,RHQ4,RTB2,RXQ4
8	22411-822-611	SPRING, CLUTCH FREE	4	-----	RA2,RHQ4,RTB2,RXQ4
9	22421-822-610	HOLDER, CLUTCH SPRING	4	-----	RA2,RHQ4,RTB2,RXQ4
10	22521-822-610	WEIGHT, CLUTCH	48	-----	RA2,RHQ4,RTB2,RXQ4
11	22531-889-750	HOLDER, CLUTCH WEIGHT	1	-----	RA2,RHQ4,RTB2,RXQ4
12	22535-822-610	CENTER, CLUTCH WEIGHT	1	-----	RA2,RHQ4,RTB2,RXQ4
13	23120-889-750	SPROCKET COMP., DRIVE (14T)	1	-----	RA2,RHQ4,RTB2,RXQ4
14	23161-822-611	CHAIN, DRIVE (RK428SH-36LE)	1	-----	RA2,RHQ4,RTB2,RXQ4
15	23711-822-610	SHAFT COMP., P.T.O. (28T)	1	-----	RA2,RHQ4,RTB2,RXQ4
16	25620-805-612	CAP, REDUCTION OIL (GRAY)	1	-----	RA2,RHQ4,RTB2,RXQ4
17	25651-889-750	GAUGE, OIL LEVEL	1	-----	RA2,RHQ4,RTB2,RXQ4
18	90403-889-000	WASHER, THRUST, 25MM	1	-----	RA2,RHQ4,RTB2,RXQ4
19	90741-805-000	KEY, 7X7X33	1	-----	RA2,RHQ4,RTB2,RXQ4
	90741-889-810	KEY, 7X7X33 (YELLOW)	(1)	-----	RA2,RHQ4,RTB2,RXQ4
20	90741-889-000	KEY, CLUTCH CENTER	1	-----	RA2,RHQ4,RTB2,RXQ4
21	91201-890-003	OIL SEAL, 30X46X8	1	-----	RA2,RHQ4,RTB2,RXQ4
22	91202-805-610	OIL SEAL (PJ30507)	1	-----	RA2,RHQ4,RTB2,RXQ4
23	91301-805-000	O-RING, 26X2.7	1	-----	RA2,RHQ4,RTB2,RXQ4
24	92101-08035-0A	BOLT, HEX., 8X35	1	-----	RA2,RHQ4,RTB2,RXQ4





Ref. No.	Part No.	Description	Reqd. QTY		Serial No.	Parts catalogue code
			GX	U1		
25	92800-12000	BOLT, DRAIN PLUG, 12MM	1		RA2,RHQ4,RTB2,RXQ4	
26	94109-12000	WASHER, DRAIN PLUG, 12MM	1		RA2,RHQ4,RTB2,RXQ4	
27	94111-08800	WASHER, SPRING, 8MM	1		RA2,RHQ4,RTB2,RXQ4	
28	94301-08140	DOWEL PIN, 8X14	2		RA2,RHQ4,RTB2,RXQ4	
29	95701-06050-08	BOLT, FLANGE, 6X50	9		RA2,RHQ4,RTB2,RXQ4	
30	95701-08032-08	BOLT, FLANGE, 8X32	4		RA2,RHQ4,RTB2,RXQ4	
31	96100-62050-00	BEARING, RADIAL BALL, 6205 ..	1		RA2,RHQ4,RTB2,RXQ4	
32	96100-62060-00	BEARING, RADIAL BALL, 6206 ..	1		RA2,RHQ4,RTB2,RXQ4	



Ref. No.	L.O.N.	(Relative ref. Number) Description	F.R.T.
1		(2)	
2141W9		COVER, CHAIN CASE AND/OR PACKING, CHAIN CASE COVER (L-TYPE)	0.2
3 2141W2		CHAIN, POWER TAKE OFF DRIVE (L-TYPE)	0.2
4 2141X0		SPROCKET, POWER TAKE OFF DRIVE CHAIN(L-TYPE)	0.2
5 2141V7		SHAFT, POWER TAKE OFF(L-TYPE)	0.2
8 2141X3		OIL SEAL, POWER TAKE OFF SHAFT (L-TYPE) :REAR	0.2
12 2141X8		BEARING, POWER TAKE OFF SHAFT (L-TYPE) :REAR	0.3

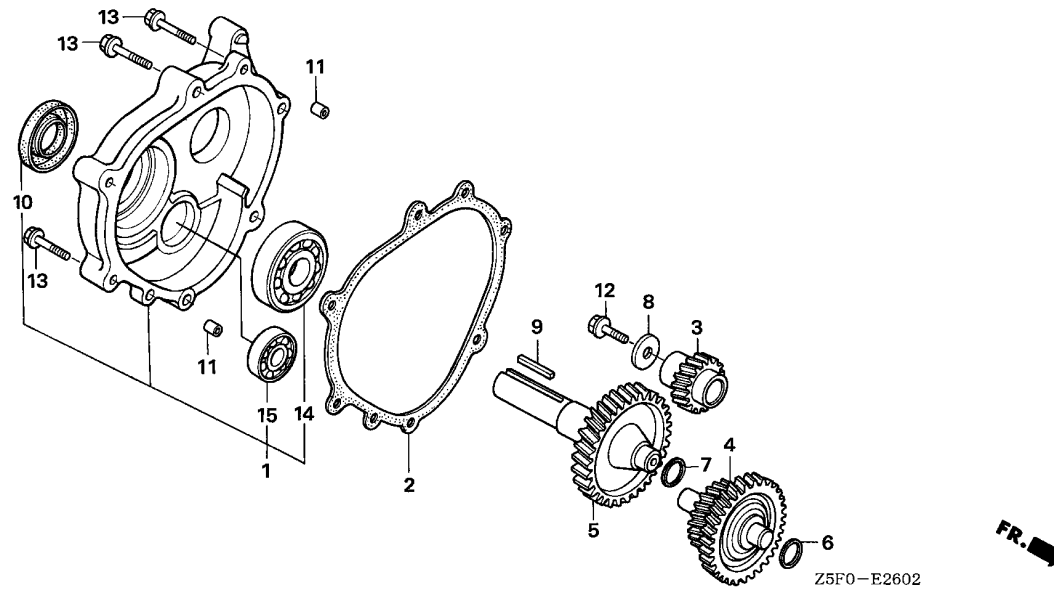
Ref. No.	Part No.	Description	Reqd. QTY		Serial No.	Parts catalogue code
			GX	U1		
1	11500-ZE2-610	COVER ASSY., CHAIN CASE	1	-----	-----	LHE4,LXQ4,LX2
2	11521-ZE2-800	PACKING, CHAIN CASE COVER ...	1	-----	-----	LHE4,LXQ4,LX2
3	14411-ZE2-611	CHAIN, P.T.O. DRIVE	1	-----	-----	LHE4,LXQ4,LX2
4	23110-ZE2-610	SPROCKET, DRIVE (14T)	1	-----	-----	LHE4,LXQ4,LX2
5	23710-ZE2-610	SHAFT, P.T.O. (28T)	1	-----	-----	LHE4,LXQ4,LX2
6	90473-842-000	WASHER, 8MM	1	-----	-----	LHE4,LXQ4,LX2
7	90741-805-000	KEY, 7X7X33	1	-----	-----	LHE4,LXQ4,LX2
	90741-889-810	KEY, 7X7X33 (YELLOW)	(1)	-----	-----	LHE4,LXQ4,LX2
8	91201-890-003	OIL SEAL, 30X46X8	1	-----	-----	LHE4,LXQ4,LX2
9	94301-08140	DOWEL PIN, 8X14	2	-----	-----	LHE4,LXQ4,LX2
10	95701-08025-00	BOLT, FLANGE, 8X25	1	-----	-----	LHE4,LXQ4,LX2
11	95701-08040-00	BOLT, FLANGE, 8X40	6	-----	-----	LHE4,LXQ4,LX2
12	96100-62060-00	BEARING, RADIAL BALL, 6206 ..	1	-----	-----	LHE4,LXQ4,LX2



E-26-2

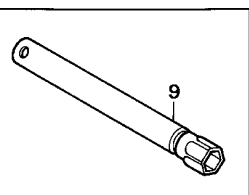
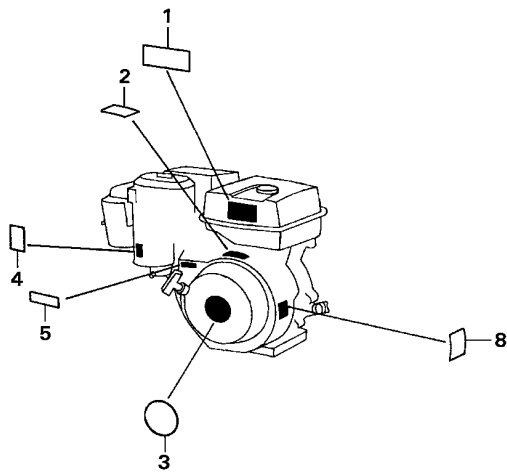
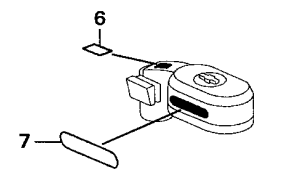
REDUCTION(3)

G 4



Ref. No.	L.O.N.	(Relative ref. Number) Description	F.R.T.
1		(2)	
2141W8		COVER, REDUCTION AND/OR PACKING, REDUCTION COVER (H-TYPE)	0.2
3	2141L2	GEAR, PRIMARY DRIVE	0.2
4	2141Z9	COUNTERSHAFT, REDUCTION (H-TYPE)	0.2
5	2141V9	SHAFT, POWER TAKE OFF(H-TYPE)	0.2
10	2141X5	OIL SEAL, POWER TAKE OFF SHAFT (H-TYPE) :REAR	0.2
14	2141Y0	BEARING, POWER TAKE OFF SHAFT (H-TYPE) :REAR	0.3
15	2141AA	BEARING, REDUCTION COUNTERSHAFT(H-TYPE) :REAR ..	0.3

Ref. No.	Part No.	Description	Reqd. QTY		Serial No.	Parts catalogue code
			GX	U1		
1	11500-ZE2-620	COVER ASSY., REDUCTION CASE ..	1	-----	-----	HA2,HHQ4,HXQ4
2	11521-ZE2-800	PACKING, CHAIN CASE COVER ..	1	-----	-----	HA2,HHQ4,HXQ4
3	22103-ZE2-620	GEAR, PRIMARY DRIVE (17T) ..	1	-----	-----	HA2,HHQ4,HXQ4
4	23220-ZE2-621	COUNTERSHAFT COMP.	1	-----	-----	HA2,HHQ4,HXQ4
5	23710-ZE2-621	SHAFT, P.T.O. (46T)	1	-----	-----	HA2,HHQ4,HXQ4
6	90401-ZE2-620	SHIM A	(N)	-----	-----	HA2,HHQ4,HXQ4
7	90402-ZE2-620	SHIM B	(N)	-----	-----	HA2,HHQ4,HXQ4
8	90473-842-000	WASHER, 8MM	1	-----	-----	HA2,HHQ4,HXQ4
9	90745-ZE2-600	KEY, 6.3X6.3X43	1	-----	-----	HA2,HHQ4,HXQ4
10	91201-890-003	OIL SEAL, 30X46X8	1	-----	-----	HA2,HHQ4,HXQ4
11	94301-08140	DOWEL PIN, 8X14	2	-----	-----	HA2,HHQ4,HXQ4
12	95701-08025-00	BOLT, FLANGE, 8X25	1	-----	-----	HA2,HHQ4,HXQ4
13	95701-08040-00	BOLT, FLANGE, 8X40	6	-----	-----	HA2,HHQ4,HXQ4
14	96100-62060-00	BEARING, RADIAL BALL, 6206 ..	1	-----	-----	HA2,HHQ4,HXQ4
15	96100-63020-00	BEARING, RADIAL BALL, 6302 ..	1	-----	-----	HA2,HHQ4,HXQ4



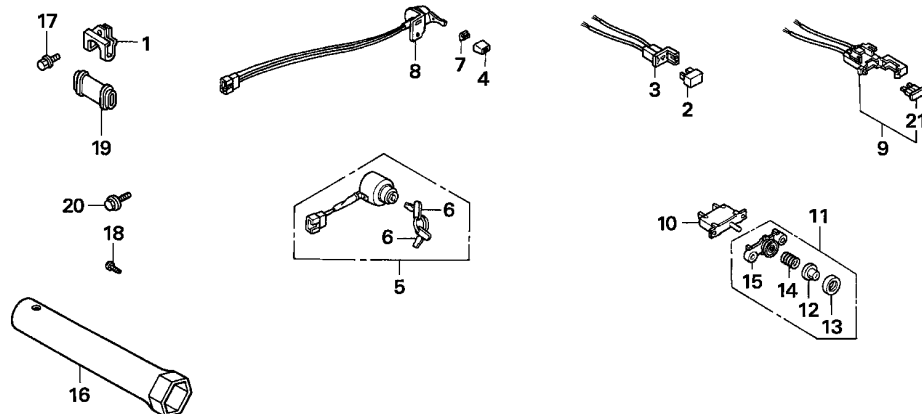
Z5F0-E2800

Ref. L.O.N. (Relative ref. Number) F.R.T.
No. Description

NO INFORMATION

Ref. No.	Part No.	Description	Reqd. QTY	Serial No.	Parts catalogue code
			GX 240 U1		
1	87516-ZH7-000	MARK, OPERATOR CAUTION (ENGLISH)(MADE IN JAPAN)	1	-----	HA2,HHQ4,HXQ4,LHE4,LXQ4,LX2,PA2,PMT2,QAB2,QAE2,QAG,QAG2,QAR2,QA2,QC12,QE,QHQ4,QTC2,QXB7,QXC9,QXE4,QXQ4,QXU,RA2,RHQ4,RTB2,RXQ4,SE,SMX2,SXE4,SXQ4,SXU,VA2,VDG2,VXB7,VXQ4,VXQ7,VXU1,VX2,WKD6,WKT2,WKT4
	87516-ZH7-810	MARK, OPERATOR CAUTION (PICTOGRAPH)(MADE IN JAPAN)	(1)	-----	HA2,HHQ4,HXQ4,LHE4,LXQ4,LX2,PA2,PMT2,QAB2,QAE2,QAG,QAG2,QAR2,QA2,QC12,QE,QHQ4,QTC2,QXB7,QXC9,QXE4,QXQ4,QXU,RA2,RHQ4,RTB2,RXQ4,SE,SMX2,SXE4,SXQ4,SXU,VA2,VDG2,VXB7,VXQ4,VXQ7,VXU1,VX2,WKD6,WKT2,WKT4
2	87516-ZH7-000	MARK, OPERATOR CAUTION (ENGLISH)(MADE IN JAPAN)	1	-----	EDN2,EDS2,EDS6,EDT6,ED2,EN2,VH12,VTA2
	87516-ZH7-810	MARK, OPERATOR CAUTION (PICTOGRAPH)(MADE IN JAPAN)	(1)	-----	EDN2,EDS2,EDS6,EDT6,ED2,EN2,VH12,VTA2
3	87521-ZE2-W03	EMBLEM	1	-----	HA2,HHQ4,HXQ4,LHE4,LXQ4,LX2,PA2,PMT2,QAB2,QAE2,QAG,QAG2,QAR2,QA2,QC12,QE,QHQ4,QTC2,QXB7,QXC9,QXE4,QXQ4,QXU,RA2,RHQ4,RTB2,RXQ4,SE,SMX2,SXE4,SXQ4,SXU,VA2,VDG2,VH12,VTA2,VWC2,VXB7,VXQ4,VXQ7,VXU1,VX2,WKD6,WKT2,WKT4
4	87528-ZH7-000	MARK, CHOKE (GRAY)	1	-----	HA2,HHQ4,HXQ4,LHE4,LXQ4,LX2,PA2,PMT2,QAB2,QAE2,QAG,QAG2,QAR2,QA2,QC12,QE,QHQ4,QTC2,QXB7,QXC9,QXE4,QXQ4,QXU,RA2,RHQ4,RTB2,RXQ4,SE,SMX2,SXE4,SXQ4,SXU,VA2,VTA2,VXB7,VXQ4,VXQ7,VX2,WKD6,WKT2,WKT4
5	87532-ZH7-000	MARK, THROTTLE INDICATION ...	1	-----	HA2,HHQ4,HXQ4,LHE4,LXQ4,LX2,PA2,PMT2,QAB2,QAE2,QAG,QAG2,QAR2,QA2,QC12,QE,QHQ4,QTC2,QXB7,QXC9,QXE4,QXQ4,QXU,RA2,RHQ4,RTB2,RXQ4,SE,SMX2,SXE4,SXQ4,SXU,VA2,VTA2,VXB7,VXQ4,VXQ7,VX2,WKD6,WKT2,WKT4
6	87534-ZE1-841	LABEL, AIR CLEANER CAUTION ..	1	-----	QXC9
7	87535-ZE1-841	MARK, AIR CLEANER SALES POINT	1	-----	QXC9
8	87594-ZB4-A00	MARK, OIL CAUTION	1	-----	EDN2,EDS2,EDS6,EDT6,ED2,EN2
9	89218-ZE1-000	WRENCH COMP., SPARK PLUG	1	-----	EDN2,QAG2,QTC2,RTB2,SMX2,WKD6,WKT2,WKT4
			(1)	-----	HA2,PA2,QAB2,QAE2,QAG,QAR2,QA2,QC12,QE,RA2,SE,VA2,VDG2,VTA2,VWC2




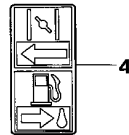


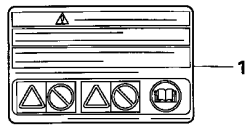


Z5F0-E4000

Ref. L.O.N. (Relative ref. Number) F.R.T.
No. Description

NO INFORMATION

Ref. No.	Part No.	Description	Reqd. QTY		Serial No.	Parts catalogue code
			GX	U1		
1	30561-ZB4-000	CLIP, WIRE	1			EDS2,EDS6,EDT6,ED2
2	31700-124-008	RECTIFIER ASSY., SILICON (SHINDENGEN)	1			EDS2,EDS6
3	32130-ZE1-000	COUPLER COMP.	1			EDS2,EDS6
4	32343-892-003	KNOB, COCK LEVER	1			EDT6
5	35100-ZB4-013	SWITCH ASSY., COMBINATION ...	1			EDS2,EDS6
6	35111-880-013	KEY COMP.	2			EDS2,EDS6
7	36106-892-003	BUSH, CONTROL KNOB	1			EDT6
8	36110-ZB4-701	SWITCH ASSY., ENGINE KILL ...	1			EDT6
9	38220-ZE1-000	CASE COMP., FUSE	1			EDS2,EDS6
10	38240-VA3-900	PROTECTOR, CIRCUIT (1.0A) ...	1			EDS2,EDS6
11	38250-898-000	LENS ASSY., PROTECTOR	1			EDS2,EDS6
12	38251-898-000	LENS	1			EDS2,EDS6
13	38252-898-000	CAP, LENS	1			EDS2,EDS6
14	38253-898-000	SPRING, COIL	1			EDS2,EDS6
15	38254-898-000	HOLDER, LENS	1			EDS2,EDS6
16	89216-ZB4-000	WRENCH, PLUG	1			EDS2,EDS6,EDT6,ED2,EN2
17	90013-883-000	BOLT, FLANGE, 6X12(CT200) ...	1			ED2,EN2
18	90101-692-000	SCREW, GLOVE BOX	1			EDS2,EDS6,EDT6
19	91406-ZB4-000	TUBE, CORD	1			ED2
20	95801-08020-18	BOLT, FLANGE, 8X20	1			ED2
21	98200-30500	FUSE, BLADE (5A)	1			EDS2,EDS6



Z5F0-E4001

Ref. L.O.N. (Relative ref. Number) F.R.T.
No. Description

NO INFORMATION

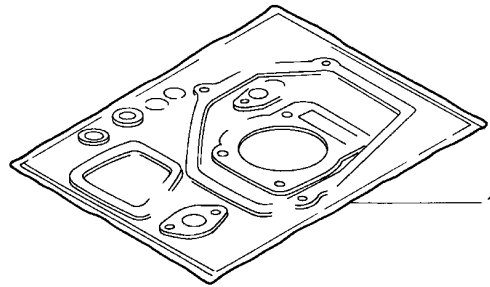
Ref. No.	Part No.	Description	Reqd. QTY	Serial No.	Parts catalogue code
1	87516-ZH7-000	MARK, OPERATOR CAUTION (ENGLISH)(MADE IN JAPAN)	1	-----	QHB2,VWC2
	87516-ZH7-800	MARK, OPERATOR CAUTION (FRENCH)(MADE IN JAPAN)	1	-----	
2	87516-ZH7-810	MARK, OPERATOR CAUTION (PICTOGRAPH)(MADE IN JAPAN)	(1)	-----	QHB2,VWC2
3	87522-883-660	MARK, CAUTION (ENGLISH/FRENCH/SPANISH)	1	-----	EDS2,EDS6,EDT6,ED2
4	87528-ZH7-000	MARK, CHOKE (GRAY)	1	-----	EDN2,EDS2,EDS6,EDT6,ED2,EN2,QHB2
5	87532-ZH7-000	MARK, THROTTLE INDICATION ...	1	-----	QHB2
6	87533-ZC0-630	MARK, AIR CLEANER	1	-----	EDN2,EDS2,EDS6,EDT6,ED2,EN2
7	87539-898-620	MARK, EX. CAUTION (ENGLISH/FRENCH)	1	-----	EDS2,EDS6,EDT6,ED2



EOP-1

GASKET KIT

G 8



HENG-X0003

Ref. No.	L.O.N.	(Relative ref. Number)	Description	F.R.T.
----------	--------	------------------------	-------------	--------

NO INFORMATION

Ref. No.	Part No.	Description	Reqd. QTY	Serial No.	Parts catalogue code
			GX 240 U1		
1	06111-ZE2-R31	GASKET KIT	(1)	-----	EDS2,EDS6,EDT6

2

PART NO. INDEX



Part Number	Address	Page	Ref.	Part Number	Address	Page	Ref.	Part Number	Address	Page	Ref.	Part Number	Address	Page	Ref.	Part Number	Address	Page	Ref.
06000				13200-ZE2-305	D10	34	4	16015-ZA0-931	E1	41	4								
06111-ZE2-R31	G8	80	1	13310-ZE2-010	D9	33	1	16015-ZE8-005	E3	43	4	16512-ZE2-811	D6	30	8	17211-899-000	E10	50	2
				13310-ZE2-601	D9	33	2	16016-ZH7-W01	E1	41	5		D8	32	8	17211-ZE2-000	E11	51	2
				13310-ZE2-611	D9	33	3		E3	43	5	16512-ZE3-000	D7	31	8	17212-ZB4-003	E6	46	1
11000				13310-ZE2-631	D9	33	4	16016-ZH8-W01	E3	43	5	16513-ZE2-000	D6	30	9	17212-ZE2-000	E11	51	3
11300-ZE2-020	D5	29	1	13310-ZE2-651	D9	33	5	16024-124-761	E1	41	6		D7	31	9	17218-ZE2-821	E6	46	2
11300-ZE2-602	D5	29	1	13310-ZE2-671	D9	33	6	16024-ZE1-811	E3	43	6		D8	32	9	17218-ZE2-800	E7	47	3
11300-ZE2-612	D8	32	2	13310-ZE2-701	D9	33	7	16028-ZA0-931	E1	41	7	16531-Z0A-000	D6	30	10		E9	49	3
11300-ZE2-622	D8	32	2	13310-ZK2-600	D9	33	2	16028-ZE0-005	E3	43	7		D7	31	10	17219-ZE3-840	E10	50	3
11300-ZE2-632	D5	29	1	13310-ZK2-670	D9	33	6	16044-ZE2-005	E3	43	8		D8	32	10	17220-ZB4-003	E11	51	4
11381-ZE2-801	D5	29	2	13320-ZE2-010	D9	33	1	16100-ZE2-F01	E1	41	8	16541-ZE2-010	D3	27	3	17222-ZB4-000	E11	51	5
	D7	31	1	13320-ZE2-601	D9	33	2	16100-ZE2-W32	E3	43	9	16550-ZE2-700	F9	65	1	17230-ZE2-820	E7	47	4
	D8	32	1	13320-ZE2-611	D9	33	3	16100-ZE2-W51	E3	43	9	16551-ZE2-000	F9	65	2	17230-ZE3-841	E10	50	5
11400-ZE2-030	D5	29	1	13320-ZE2-651	D9	33	5	16100-ZE2-W71	E4	44	9	16555-ZE2-000	F9	65	3	17231-899-000	E11	51	6
11400-ZE2-603	D5	29	1	13320-ZE2-671	D9	33	6	16124-ZE0-005	E1	41	9	16561-ZE2-000	F9	65	4	17231-ZE2-000	E6	46	3
11400-ZE2-623	D8	32	2	13351-ZE2-010	D9	33	8		E4	44	10	16561-ZE2-800	F9	65	4	17231-ZH9-820	E7	47	5
11400-ZE2-671	D7	31	2					16148-141-881	E1	41	10	16561-ZE3-000	F9	65	4	17231-ZH9-N01	E9	49	4
11500-ZE2-610	G3	75	1	14000				16166-ZE2-015	E1	41	11	16562-ZE2-000	F9	65	5	17232-891-000	E7	47	6
11500-ZE2-620	G4	76	1	14100-ZE2-W01	D11	35	2		E4	44	11	16562-ZE2-700	F9	65	5		E9	49	5
11521-ZE2-800	G3	75	2	14100-ZH9-010	D11	35	2	16166-ZE2-W70	E4	44	11	16570-ZE2-701	F9	65	10		E10	50	6
	G4	76	2	14100-ZK2-870	D11	35	2	16166-ZH9-W00	E4	44	11	16570-ZE2-711	F9	65	10	17233-896-701	E13	53	1
				14410-ZE2-013	D11	35	3	16172-ZE3-W10	E1	41	12	16570-ZE2-721	F9	65	6		E15	55	1
12000				14411-ZE2-611	G3	75	3		E4	44	12	16570-ZE2-T50	F9	65	6	17235-899-000	E11	51	7
12000-ZE2-405	D3	27	1	14431-ZE2-010	D11	35	4	16173-001-004	E4	44	13	16570-ZE2-W00	F9	65	7	17235-ZE2-820	E7	47	7
12000-ZE2-406	D3	27	1	14441-ZE2-000	D11	35	5		F4	60	1	16570-ZE2-W10	F9	65	8	17235-ZH9-N00	E9	49	6
12000-ZE2-407	D3	27	1	14451-ZE1-013	D11	35	6	16211-ZE2-000	E4	44	14	16570-ZE2-W20	F9	65	9	17236-899-000	E11	51	8
12000-ZE2-408	D3	27	1	14568-ZE1-000	D11	35	7	16211-ZE2-700	E1	41	13	16571-ZE2-W00	F9	65	11	17238-ZE2-310	E6	46	4
12000-ZE2-409	D3	27	1	14711-ZE2-000	D11	35	8	16220-ZA0-702	E4	44	15	16574-ZE1-000	F10	66	12		E7	47	8
12000-ZE2-400	D3	27	1	14721-ZE2-000	D11	35	9	16221-ZA0-800	E1	41	14	16575-ZE2-W00	F10	66	13		E9	49	7
12000-ZE2-Q10	D3	27	1	14751-ZE2-003	D11	35	10		E4	44	16	16576-891-000	F10	66	14		E10	50	7
12200-ZH9-405	D1	25	1	14771-ZE2-000	D11	35	11	16223-ZA0-800	E1	41	15	16578-ZE1-000	F10	66	15	17239-ZE1-000	E6	46	5
12204-ZE2-306	D1	25	2	14773-ZE2-000	D11	35	12		E5	45	17	16581-ZE2-W00	F10	66	16		E7	47	9
12205-ZE2-305	D1	25	3	14775-ZE2-010	D11	35	13	16230-ZE3-701	E1	41	16	16584-883-300	F10	66	17		E9	49	8
12209-ZE8-003	D11	35	1	14781-ZE2-000	D11	35	14	16252-ZA1-010	F16	72	1	16592-883-310	F10	66	18	17239-ZE3-840	E10	50	8
12216-ZE2-300	D1	25	4	14791-ZE2-010	D11	35	15	16260-ZE2-722	E1	41	17	16594-883-010	F10	66	19	17252-899-000	E11	51	9
12251-ZE2-800	D1	25	5					16261-ZE2-702	E1	41	18	16599-ZG1-M10	F10	66	20	17316-611-000	D1	25	9
12310-ZE2-020	D1	25	6	15000				16262-ZE2-711	E1	41	19	16610-ZE1-000	E5	45	18	17367-413-690	E11	51	10
12310-ZE3-791	D1	25	6	15510-ZE2-043	D3	27	2	16263-ZA0-000	E1	41	20	16611-ZE2-711	E2	42	26	17410-ZE2-020	E6	46	6
12315-ZE3-840	D1	25	7	15600-735-003	D5	29	4	16264-ZE2-701	E1	41	21	16613-893-000	E2	42	27		E7	47	10
12391-ZE2-020	D1	25	8					16265-ZE2-721	E1	41	22	16615-893-000	E2	42	28	17410-ZE3-840	E10	50	9
				15600-ZG4-003	D5	29	3	16268-893-000	F16	72	2	16731-ZE2-003	D16	40	1	17410-ZH9-N00	E9	49	9
13000								16269-ZA0-800	E1	41	23	16854-ZH8-000	E5	45	19	17420-ZE2-000	E6	46	7
13010-ZE2-921	D10	34	1					16270-ZB4-010	F16	72	3		F2	58	1	17470-ZE3-842	E10	50	10
13010-ZE2-922	D10	34	1					16271-ZB4-000	F16	72	4	16950-ZB4-015	F4	60	2	17475-ZE3-841	E10	50	11
13011-ZE2-921	D10	34	1	15625-ZE1-003	D5	29	5	16271-ZE2-010	E7	47	1	16952-ZB4-005	F4	60	3	17476-ZE3-841	E10	50	12
13011-ZE2-922	D10	34	1						E9	49	1	16953-ZE1-812	E5	45	20	17505-ZB2-003	F4	60	7
13012-ZE2-921	D10	34	1						E10	50	1	16954-ZE1-812	E5	45	21	17510-ZB4-000ZA	F4	60	8
13012-ZE2-922	D10	34	1	15721-ZB4-000	E11	51	1		E10	50	2	16955-ZE1-000	F2	58	2	17510-ZB4-000ZC	F4	60	8
13013-ZE2-921	D10	34	1					16273-ZB4-000	F16	72	5	16956-ZE1-811	E5	45	22	17510-ZB4-000ZE	F4	60	8
13013-ZE2-922	D10	34	1					16400-ZE2-703	E1	41	25	16957-ZE1-812	E5	45	23	17510-ZB4-000ZF	F4	60	8
13101-ZE2-W00	D10	34	2	16000				16510-ZE2-000	D5	29	6	16958-397-771	F4	60	4	17510-ZB4-000ZH	F4	60	8
13102-ZE2-W00	D10	34	2	16010-ZE2-812	E3	43	1		D8	32	6	16959-471-831	F4	60	5	17510-ZE2-020ZA	F2	58	3
13103-ZE2-W00	D10	34	2	16010-ZE3-701	E1	41	1	16510-ZE2-811	D5	29	6	16967-GA6-671	F4	60	6	17510-ZE2-020ZD	F2	58	3
13104-ZE2-W00	D10	34	2	16011-ZA0-931	E1	41	2		D8	32	6	16967-ZE0-811	E5	45	24	17510-ZE2-020ZE	F2	58	3
13111-ZE2-000	D10	34	3						D7	31	6					17620-899-013	F4	60	9
13200-ZE2-010	D10	34	4	16013-ZA0-931	E1	41	3		D5	29	7	17000				17620-Z0T-305	F2	58	4
									D8	32	7					17631-899-000	F4	60	10
									D7	31	7	17210-ZE2-822	E7	47	2	17631-Z0T-812	F2	58	5
									D5	29	8	17210-ZE3-010	E9	49	2	17670-899-000	F4	60	11



PART NO. INDEX

H 2

Part Number	Address	Page	Ref.	Part Number	Address	Page	Ref.	Part Number	Address	Page	Ref.	Part Number	Address	Page	Ref.	Part Number	Address	Page	Ref.
17672-ZE2-W01	F2	58	6					28400-ZE2-W01ZM D14		38	1	31614-ZE2-003	F12	68	3	38240-VA3-900	F14	70	14
				18466-ZH8-W40	E15	55	15	28410-ZE2-W01ZB D14		38	2		F14	70	4		G6	78	10
18000					E13	53	16	28410-ZE2-W01ZG D14		38	2	31615-ZE2-003ZA	F14	70	5	38240-ZE2-840	F14	70	14
					E15	55	16	28410-ZE2-W01ZJ D14		38	2	31615-ZE2-003ZG	F12	68	4	38250-898-000	G6	78	11
								28410-ZE2-W01ZK D14		38	2		F14	70	5	38250-ZA8-701	F15	71	15
18301-ZE2-V60	F1	57	1	19000				28410-ZE2-W01ZM D14		38	2	31615-ZE3-003ZE	F14	70	5	38251-898-000	G6	78	12
18310-ZD1-E31	F1	57	2					28410-ZE2-W01ZN D14		38	2	31620-ZG5-013	F12	68	5	38252-898-000	G6	78	13
18310-ZE2-013	E12	52	1	19511-ZE2-000	F6	62	1	28421-ZE2-W01	D14	38	3	31630-ZE1-003	F7	63	8	38253-898-000	G6	78	14
18310-ZE2-822	E12	52	1	19610-ZE2-010ZC D16		40	2	28422-ZE2-W01	D14	38	4	31630-ZE2-841	F7	63	8	38254-898-000	G6	78	15
18310-ZE2-U90	F1	57	2	19610-ZE2-010ZF D16		40	2	28441-ZE2-W01	D14	38	5		F7	63	9				
18310-ZE2-V60	F1	57	3	19610-ZE2-010ZG D16		40	2	28442-ZE2-W01	D14	38	6	31700-124-008	F14	70	6				
18310-ZE2-W00	E13	53	2	19610-ZE2-010ZL D16		40	2	28443-ZE2-W01	D14	38	7		G6	78	2	50000			
18310-ZE2-W61	E15	55	2	19610-ZE2-700ZD D16		40	2	28444-ZE2-W01	D14	38	8								
18320-ZB4-000	F1	57	4	19610-ZE2-700ZG D16		40	2	28450-ZE2-W11	F6	62	2	32000							
18320-ZE2-P30	E12	52	2	19610-ZE2-700ZH D16		40	2	28451-ZE2-W01	F6	62	3								
18320-ZE2-P50	E12	52	2	19610-ZE2-700ZK D16		40	2	28461-ZE2-W02	D14	38	9	32110-ZE2-W00	F12	68	6	53000			
18320-ZE2-W01	E13	53	3	19610-ZE2-700ZL D16		40	2	28462-ZE2-W11	D14	38	10	32127-738-700	F14	70	7	53149-964-003	E2	42	30
18320-ZE2-W61	E15	55	3	19631-ZE2-D00	D16	40	3					32130-ZE1-000	G6	78	3				
18323-ZE2-W00	E13	53	4									32197-ZE1-003	F12	68	7	81000			
18325-ZB4-000	F1	57	5	21000				30000					F14	70	8				
18325-ZE2-P30	E12	52	3																
18325-ZE2-P50	E12	52	3	21510-889-750	G1	73	1	30500-ZF6-W02	F7	63	1	32197-ZH8-003	D16	40	4	81329-567-020	D16	40	8
18329-ZB4-000	F1	57	6	21610-889-750	G1	73	2	30561-ZB4-000	G6	78	1	32343-892-003	G6	78	4				
18330-ZE2-000	E12	52	4	21691-889-750	G1	73	3	30700-ZE1-013	F7	63	2	32902-892-003	F12	68	8	87000			
18330-ZE2-700	F1	57	7										F14	70	9				
18330-ZE2-710	F1	57	7	22000				31000											
18330-ZE2-W00	E13	53	5																
18330-ZH9-N00	E15	55	4	22103-ZE2-620	G4	76	3	31100-ZE2-010	F6	62	5	34000							
18331-ZE2-810	E12	52	5	22121-889-750	G1	73	4	31100-ZE2-812	F6	62	6	34150-ZH7-003	D3	27	5	87516-ZH7-800	G7	79	1
	E13	53	6	22201-822-610	G1	73	5	31100-ZE2-822	F6	62	7		F12	68	9	87516-ZH7-810	G5	77	1
	E15	55	5	22311-822-610	G1	73	6	31100-ZE2-832	F6	62	4		F14	70	10				
18333-ZB4-800	F1	57	8	22350-822-610	G1	73	7	31100-ZE2-W11	F6	62	4								
18333-ZE3-800	E12	52	6	22411-822-611	G1	73	8	31161-ZE2-000	D3	27	4	35000				87521-ZE2-W03	G5	77	3
	E13	53	7	22421-822-610	G1	73	9	31204-ZA0-003	F8	64	1					87522-883-660	G7	79	3
	F1	57	9	22521-822-610	G1	73	10	31210-ZE2-003	F8	64	2	35100-ZB4-013	G6	78	5	87528-ZH7-000	G5	77	4
18333-ZF6-W01	E15	55	6	22531-889-750	G1	73	11	31211-ZE2-003	F8	64	3	35100-ZE2-023	F14	70	11				
18336-ZE2-000	E12	52	7	22535-822-610	G1	73	12	31212-ZE2-003	F8	64	4	35100-ZE2-842	F14	70	11	87529-Z4T-840	F15	71	16
18338-ZE2-V60	F1	57	10					31213-ZE2-003	F8	64	5	35100-ZE2-W01	F12	68	10	87529-ZE2-861	F12	68	13
18355-ZB4-630	F1	57	11	23000				31214-ZE2-003	F8	64	6	35111-880-013	F12	68	11	87532-ZH7-000	G5	77	5
18355-ZE2-010	E12	52	8					31215-ZE2-003	F8	64	7		F14	70	12				
	E13	53	8	23110-ZE2-610	G3	75	4	31216-ZE2-003	F8	64	8					87533-ZC0-630	G7	79	5
	E15	55	7	23120-889-750	G1	73	13	31217-ZE2-003	F8	64	9	35120-Z0D-V81	D16	40	5	87534-ZE1-841	G5	77	6
18355-ZE2-W00	E15	55	7	23161-822-611	G1	73	14	31219-ZE2-003	F8	64	10					87535-ZE1-841	G5	77	7
18381-ZE2-800	E12	52	9	23220-ZE2-621	G4	76	4	31231-ZE2-003	F8	64	11	36000				87539-898-620	G7	79	7
	E13	53	10	23710-ZE2-610	G3	75	5	31232-ZE3-003	F8	64	12					87565-ZB4-A00	F4	60	13
	E15	55	9	23710-ZE2-621	G4	76	5	31233-ZE2-003	F8	64	13	36100-ZF6-P81	D16	40	6	87594-ZB4-A00	G5	77	8
18381-ZE2-W10	E12	52	10	23711-822-610	G1	73	15	31510-ZE1-811	F7	63	3	36101-ZE1-010	F7	63	10				
	E13	53	9					31510-ZE2-811	F7	63	4	36101-ZE2-701	F7	63	10	88000			
	E15	55	8	25000				31510-ZE3-003	F7	63	3	36103-ZE1-000	D16	40	7				
18430-ZF6-W50	E15	55	10					31511-ZE2-000	F7	63	6					88911-MJ3-000	E2	42	31
18430-ZK9-W50	E15	55	10	25620-805-612	G1	73	16	31511-ZE2-W00	F7	63	5		F12	68	12				
18433-ZF6-W40	E15	55	11	25651-889-750	G1	73	17	31512-ZE2-000	F7	63	7		F14	70	13	89000			
18433-ZK9-W40	E13	53	11					31610-Z5J-801ZA	F14	70	1	36106-892-003	G6	78	7				
18434-ZF6-W40	E15	55	12	28000				31610-Z5J-801ZC	F14	70	1	36110-ZB4-701	G6	78	8	89216-ZB4-000	G6	78	16
18434-ZK9-W40	E13	53	12					31610-Z5J-811ZA	F14	70	2	36135-ZF6-D41	E2	42	29	89218-ZE1-000	G5	77	9
18436-ZH8-W40	E13	53	13	28400-ZE2-W01ZB D14		38	1	31610-Z5T-801ZA	F14	70	1	36160-ZB4-003	F16	72	6				
	E15	55	13	28400-ZE2-W01ZG D14		38	1	31610-ZE2-W02ZA	F12	68	1					90000			
18437-ZF6-W40	E13	53	14	28400-ZE2-W01ZJ D14		38	1	31610-ZE2-W02ZE	F12	68	1	38000				90001-ZE8-000	D10	34	5
	E15	55	14	28400-ZE2-W01ZK D14		38	1	31612-ZE2-003	F12	68	2					90002-ZE2-U91	F1	57	12
18438-ZF6-W40	E13	53	15	28400-ZE2-W01ZM D14		38	1		F14	70	3	38220-ZE1-000	G6	78	9				

PART NO. INDEX

H 3

Part Number	Address	Page	Ref.	Part Number	Address	Page	Ref.	Part Number	Address	Page	Ref.	Part Number	Address	Page	Ref.
90004-ZE2-W01	D15	39	11		F15	71	18		F2	58	7		D8	32	13
90006-ZE2-000	E15	55	17	90401-ZE2-620	G4	76	6	91406-ZB4-000	G6	78	19	94103-05000	E2	42	40
90007-ZE2-003	F8	64	14	90402-ZE2-620	G4	76	7	91406-ZE2-003	F12	68	18	94103-05700	E14	54	28
90008-ZE2-003	D15	39	12	90403-889-000	G1	73	18		F15	71	21		E16	56	28
90009-ZE2-003	E6	46	8	90431-ZE2-700	E2	42	32	91502-ZB4-701	F16	72	8	94109-12000	D4	28	13
	E8	48	11	90432-ZE2-700	E2	42	33	91551-898-000	F4	60	17		G2	74	26
	E9	49	10	90433-ZE2-700	E2	42	34	91601-ZE2-003	F8	64	16	94111-04800	F13	69	22
	E10	50	13	90434-ZE2-700	E2	42	35						F15	71	26
90012-ZE0-010	D11	35	16	90441-ZE2-010	D1	25	12	92000				94111-05000	E14	54	29
90013-883-000	D3	27	6	90446-KE1-000	D3	27	8						E16	56	29
	D16	40	9	90473-147-000	D7	31	11	92101-08025-0A	D9	33	12	94111-08800	G2	74	27
	E13	53	17	90473-842-000	G3	75	6	92101-08035-0A	G1	73	24	94251-10000	D4	28	14
	F7	63	12		G4	76	8	92800-12000	G2	74	25	94301-08140	G2	74	28
	F10	66	21	90503-898-000	F4	60	14	92900-08032-0E	D1	25	13		G3	75	9
	F12	68	14	90534-706-010	D9	33	9						G4	76	11
	F15	71	17	90551-ZE1-000	D10	34	6	93000				94301-12200	D1	25	14
	F16	72	7	90602-896-000	D6	30	11					94305-20122	E5	45	26
	G6	78	17		D7	31	12	93500-03006-1H	E5	45	25	94540-02010	E2	42	41
90014-ZE2-000	D1	25	10		D8	32	11	93500-03012-0H	F15	71	22	94540-04010	E2	42	42
90015-883-000	F7	63	13	90602-ZE1-000	D6	30	11	93500-04006-0H	F11	67	26	94540-04018	F16	72	10
90015-ZE5-010	F10	66	22		D7	31	12	93500-04012-0H	F12	68	19	94540-07010	E2	42	43
90016-ZG9-N30	F10	66	23		D8	32	11		F15	71	23				
90017-883-000	F7	63	14	90605-230-000	F11	67	25	93500-05008-0A	F16	72	9	95000			
90042-ZE2-000	D1	25	11	90630-751-000	F12	68	16	93500-05012-0A	E2	42	37	95001-45150-40	F4	60	19
90042-ZE2-700	D1	25	11		F15	71	19	93500-05016-0A	F11	67	27	95001-45180-40	F5	61	19
90050-ZE1-000	E12	52	11	90650-SD9-003	E2	42	36	93500-05028-0A	F11	67	28	95001-45190-40	F5	61	19
				90654-SA4-003	D16	40	10	93500-05028-0H	F11	67	29	95001-45222-40	E5	45	27
	E13	53	18	90672-SA0-003	F12	68	17	93500-05035-0A	F11	67	29		F3	59	9
	E14	54	19		F15	71	20	93600-05010-0A	F4	60	18	95002-02070	E2	42	44
				90684-ZA0-601	F7	63	15	93891-05012-00	E14	54	25	95002-02080	E5	45	28
				90701-HC4-000	D6	30	12		E16	56	25		F3	59	10
	E16	56	18		D7	31	13	93891-06020-07	E14	54	26		F5	61	20
					D8	32	12		E16	56	26	95005-11100-30	D1	25	7
				90741-805-000	D9	33	11	93892-05012-18	E2	42	38	95005-35065-10	E2	42	45
					G1	73	19	93892-05032-18	F8	64	17	95005-35130-10	E2	42	46
					G3	75	7					95701-06010-00	F1	57	14
90050-ZE3-H00	E12	52	11		G3	75	7	94000				95701-06012-00	D4	28	15
90050-ZH8-W40	E14	54	22	90741-889-000	G1	73	20		F13	69	20		F1	57	14
	E16	56	22	90741-889-810	D9	33	11		F15	71	24	95701-06022-00	F5	61	21
90055-ZE1-000	E12	52	12		G1	73	19	94001-04390-0S	F15	71	24	95701-06050-08	G2	74	29
					G3	75	7		E11	51	11	95701-08020-00	F1	57	15
	E14	54	20	90741-ZE2-000	D9	33	10	94050-05000	E2	42	39	95701-08025-00	F3	59	11
				90745-ZE2-600	D9	33	11	94050-06000	E6	46	10		G3	75	10
	E16	56	18		G4	76	9		E8	48	13		G4	76	12
				90801-ZE2-003	D3	27	9		E9	49	12	95701-08032-08	G2	74	30
				90851-898-000	F4	60	15		E10	50	16	95701-08035-00	D6	30	15
				90854-ZB2-000	F4	60	16		E11	51	12		D7	31	16
90101-692-000	G6	78	18					94050-08000	F11	67	30		D8	32	14
90110-ZE2-003	F8	64	15	91000					E12	52	14	95701-08040-00	F8	64	19
90114-SA0-000	F11	67	24	91201-889-003	D6	30	13		E14	54	27		G3	75	11
90131-883-000	D3	27	7	91201-890-003	D3	27	10		E16	56	27		G4	76	13
90142-MB0-000	E10	50	14		D6	30	13		F1	57	13		G4	76	13
90201-ZE3-V00	F6	62	8		D7	31	14		F3	59	8	95701-08070-00	F1	57	16
90206-ZE1-000	D11	35	17		D6	30	13	94050-10000	D4	28	12	95725-10080-00	D1	25	15
90302-KF9-900	E14	54	24		D7	31	14	94070-06080	F8	64	18	95801-08020-18	G6	78	20
	E16	56	24		G1	73	21	94101-04800	F13	69	21				
90325-044-000	E6	46	9		G3	75	8		F15	71	25	96000			
	E8	48	12	91202-805-610	G1	73	22	94101-06800	D6	30	14				
	E9	49	11	91301-805-000	G1	73	23		D7	31	15	96100-62020-00	D4	28	16
	E10	50	15	91353-671-004	D4	28	11								
90380-MA6-010	F12	68	15												

3

PART NAME INDEX

Part name	Address	Page	Ref.	Part name	Address	Page	Ref.	Part name	Address	Page	Ref.
[A]				BOLT, FLANGE, 6X12	G6	78	17	CARBURETOR ASSY.	E1	41	8
ALERT UNIT, OIL	D3	27	5	BOLT, FLANGE, 6X22	F5	61	21		E3	43	9
	F12	68	9	BOLT, FLANGE, 6X28	F7	63	13		E4	44	9
	F14	70	10	BOLT, FLANGE, 6X32	F7	63	14	CASE COMP., AIR CLEANER	E11	51	4
ARMATURE COMP.	F8	64	9	BOLT, FLANGE, 6X50	G2	74	29	CASE COMP., FUSE	G6	78	9
ARM COMP., GOVERNOR	F9	65	1	BOLT, FLANGE, 8X20	F1	57	15	CASE COMP., PRE AIR CLEANER	E10	50	10
ARM, GOVERNOR	F9	65	2	BOLT, FLANGE, 8X25	F3	59	11	CASE COMP., RECOIL STARTER	D14	38	2
ARM, VALVE ROCKER	D11	35	4		G3	75	10	CASE, CONTROL	F12	68	2
ARRESTER, SPARK	E12	52	8		G4	76	12		F14	70	3
	E13	53	8	BOLT, FLANGE, 8X32	G2	74	30	CASE, REDUCTION	G1	73	1
	E15	55	7	BOLT, FLANGE, 8X35	D6	30	15	CENTER, CLUTCH	G1	73	4
	F1	57	11		D7	31	16	CENTER, CLUTCH WEIGHT	G1	73	12
AUTO-THROTTLE ASSY.	F16	72	3		D8	32	14	CHAIN, DRIVE	G1	73	14
[B]				BOLT, FLANGE, 8X40	F8	64	19	CHAIN, P.T.O. DRIVE	G3	75	3
BAND	F12	68	8		G3	75	11	CHAMBER SET, FLOAT	E1	41	4
	F14	70	9		G4	76	13		E3	43	4
BARREL ASSY., CYLINDER	D3	27	1	BOLT, FLANGE, 8X70	F1	57	16	CHOKE SET	E3	43	8
BASE COMP., CONTROL	F10	66	16	BOLT, GOVERNOR ARM	F10	66	22	CIRCLIP, 5MM	F11	67	25
BASE COMP., MUFFLER COVER	E13	53	13	BOLT, HEAD COVER	D1	25	10	CLAMPER, CORD	F7	63	5
	E15	55	13	BOLT, HEX., 8X25	D9	33	12				
BEARING, RADIAL BALL, 6202 ...	D4	28	16	BOLT, HEX., 8X35	G1	73	24	CLIP A, AIR CLEANER WIRE	E11	51	7
	D6	30	16	BOLT, PIVOT, 8MM	D11	35	16	CLIP B, AIR CLEANER WIRE	E11	51	8
	D7	31	17	BOLT, STUD, 8X123	D1	25	11	CLIP, BREATHER TUBE	D1	25	9
	D8	32	15	BOLT, STUD, 8X32	D1	25	13	CLIP, GOVERNOR HOLDER	D6	30	11
BEARING, RADIAL BALL, 6204 ...	D8	32	16	BOLT, STUD, 8X98	D1	25	11		D7	31	12
BEARING, RADIAL BALL, 6205 ...	G2	74	31	BOX ASSY., CONTROL	F12	68	1		D8	32	11
BEARING, RADIAL BALL, 6206 ...	D6	30	17		F14	70	1	CLIP, HARNESS	F7	63	15
	D7	31	18	BRACKET, CASE MOUNTING	F12	68	3	CLIP, PISTON PIN, 18MM	D10	34	6
	D8	32	17		F14	70	4	CLIP, PURSE LOCK	F12	68	16
	D9	33	13	BRACKET, CENTER	F8	64	3		F15	71	19
	G2	74	32	BRACKET, FR.	F8	64	4	CLIP, TUBE	D16	40	1
	G3	75	12	BRUSH	F8	64	7		E2	42	44
	G4	76	14	BRUSH, ARM PIVOT	E2	42	30		E5	45	28
BEARING, RADIAL BALL, 6302 ...	D8	32	18	BUSH, AUTO-THROTTLE LEVER	F16	72	8		F3	59	10
	G4	76	15	BUSH, CONTROL KNOB	G6	78	7	CLIP, VALVE GUIDE	D1	25	4
BOLT-WASHER, 5X14	F8	64	14	[C]				CLIP, WIRE	G6	78	1
BOLT-WASHER, 6X22	E6	46	8	CAMSHAFT ASSY.	D11	35	2	CLIP, WIRE HARNESS	E2	42	36
	E8	48	11	CAP ASSY., NOISE SUPPRESSOR ...	F7	63	2	CLIP, WIRE HARNESS, 6MM	D16	40	10
	E9	49	10	CAP ASSY., OIL FILLER	D5	29	3	CLUTCH COMP., OVERRUNNING	F8	64	6
	E10	50	13					COCK ASSY., FUEL	F4	60	2
BOLT, CONNECTING ROD	D10	34	5					COIL ASSY., CHARGE	F7	63	8
BOLT, DRAIN PLUG, 12MM	G2	74	25								
BOLT, DRAIN PLUG, 12X15	D3	27	7					COIL ASSY., IGNITION	F7	63	1
BOLT, FLANGE, 10X80	D1	25	15					COIL ASSY., LAMP	F7	63	3
BOLT, FLANGE, 6X10	D15	39	12								
	F1	57	14	CAP COMP., AIR CLEANER	E6	46	7				
BOLT, FLANGE, 6X12	D3	27	6	CAP COMP., FUEL FILLER	F2	58	4	COLLAR B, AIR CLEANER	E6	46	5
	D4	28	15		F4	60	9		E7	47	9
	D16	40	9	CAP, CHOKE DUST	E1	41	10		E9	49	8
	E13	53	17	CAP, CHOKE LEVER	F16	72	1	COLLAR, 10X16X53	F1	57	1
	F1	57	14	CAP, LENS	G6	78	13	COLLAR, AIR CLEANER	E6	46	4
	F7	63	12	CAP, MUFFLER	E12	52	5		E7	47	8
	F10	66	21		E13	53	6		E9	49	7
	F12	68	14	CAP, PRE AIR CLEANER	E10	50	11	COLLAR, AIR CLEANER CASE	E13	53	1
	F15	71	17	CAP, REDUCTION OIL	G1	73	16		E15	55	1
	F16	72	7					COLLAR, LEVER	E2	42	35
								COLLAR, SETTING	E1	41	12

PART NAME INDEX

Part name	Address	Page	Ref.	Part name	Address	Page	Ref.	Part name	Address	Page	Ref.
COLLAR, SETTING	E4	44	12	ELBOW COMP., AIR CLEANER	E10	50	9	GROMMET, AIR CLEANER.....	E9	49	5
COLLAR, STOPPER	F10	66	20	ELEMENT, AIR CLEANER	E6	46	1		E10	50	6
COLLAR, TANK CUSHION	F4	60	17		E7	47	2	GROMMET, CHOKE ROD	E2	42	27
CONTACTOR ASSY.	F8	64	1		E9	49	2	GROMMET, CORD.....	F7	63	7
CONTROL ASSY.	F9	65	6		E10	50	2	GROMMET, DRAIN HOLE.....	D16	40	8
			7		E11	51	2	GROMMET, FENDER.....	E2	42	31
			8	EMBLEM	G5	77	3	GUIDE, CHOKE ROD.....	E2	42	28
			9	E-RING, 2MM	E2	42	41	GUIDE, EX. VALVE.....	D1	25	3
			10	E-RING, 4MM	E2	42	42	GUIDE, IN. VALVE.....	D1	25	2
CORD, EARTH	D3	27	4		F16	72	10	GUIDE, PRE AIR CLEANER.....	E10	50	12
CORD, STOP SWITCH	F7	63	10	E-RING, 7MM	E2	42	43				
COUNTERSHAFT COMP.	G4	76	4					[H]			
COUPLER COMP.	G6	78	3	[F]				HARNESS ASSY., SUB WIRE.....	F12	68	6
COVER ASSY., CHAIN CASE	G3	75	1	FAN, COOLING	F6	62	1	HEAD COMP., CYLINDER.....	D1	25	1
COVER ASSY., CRANKCASE	D5	29	1	FILTER COMP., FUEL	F4	60	11	HOLDER, BRUSH.....	F8	64	11
	D7	31	2	FILTER, CUP	F4	60	5	HOLDER, CABLE.....	F10	66	14
	D8	32	2	FILTER, DRAIN TUBE	E11	51	10	HOLDER, CLUTCH SPRING.....	G1	73	9
COVER ASSY., REDUCTION CASE ..	G4	76	1	FILTER, FUEL	F2	58	6	HOLDER, CLUTCH WEIGHT.....	G1	73	11
COVER COMP., AIR CLEANER	E10	50	5	FILTER, OUTER	E7	47	3	HOLDER, GOVERNOR WEIGHT.....	D5	29	8
	E11	51	6		E9	49	3		D6	30	8
COVER COMP., FAN	D16	40	2		E10	50	3		D7	31	8
COVER COMP., HEAD	D1	25	6	FLANGE COMP., BAFFLE	E12	52	7		D8	32	8
COVER COMP., MUFFLER	E13	53	11	FLYWHEEL COMP.	E1	41	3	HOLDER, LENS.....	G6	78	15
	E15	55	11		E3	43	3	HOLDER, STOP SWITCH CORD.....	D16	40	7
COVER COMP., MUFFLER RR.	E13	53	12		F6	62	4		F7	63	11
COVER COMP., RR. MUFFLER	E15	55	12				5		F12	68	12
COVER, AIR CLEANER	E6	46	3				6		F14	70	13
	E7	47	4				7	HOLDER, WIRE.....	F10	66	19
	E9	49	4	FUSE, BLADE	F13	69	23				
COVER, REDUCTION	G1	73	2		F15	71	27	[I]			
CRANKSHAFT COMP.	D9	33	1		G6	78	21	INSULATOR	F8	64	13
			2					INSULATOR, CARBURETOR.....	E1	41	13
			3	[G]					E4	44	14
			4	GASKET KIT	G8	80	1				
			5	GASKET SET	E1	41	1	[J]			
			6		E3	43	1	JET SET, PILOT,.....	E2	42	48
			7	GASKET, CYLINDER HEAD.....	D1	25	5	JET, MAIN,.....	E5	45	30
CUP, FUEL STRAINER	E5	45	24	GASKET, EX. PIPE	E12	52	6		E2	42	47
	F4	60	6		E13	53	7		E5	45	29
					E15	55	6	JOINT, FUEL TANK.....	F2	58	2
[D]					F1	57	8	JOINT, ROD.....	E1	41	20
DEFLECTOR COMP., MUFFLER	E15	55	10				9				
DIAPHRAGM ASSY.	E1	41	25	GASKET, MUFFLER	E12	52	9				
DISK, CLUTCH FRICTION	G1	73	5				10	[K]			
DOWEL PIN, 12X20	D1	25	14		E13	53	9	KEY COMP.....	F12	68	11
DOWEL PIN, 8X12	D6	30	12				10		F14	70	12
	D7	31	13		E15	55	8		G6	78	6
	D8	32	12				9	KEY, 6.3X6.3X43.....	D9	33	11
DOWEL PIN, 8X14	G2	74	28	GAUGE, OIL LEVEL	G1	73	17		G4	76	9
	G3	75	9	GEAR, DRIVE PINION	F8	64	5	KEY, 7X7X33.....	D9	33	11
	G4	76	11	GEAR, PRIMARY DRIVE	G4	76	3		G1	73	19
				GOVERNOR ASSY.	D5	29	6		G3	75	7
					D7	31	6	KEY, CLUTCH CENTER.....	G1	73	20
[E]					D8	32	6	KEY, SPECIAL WOODRUFF, 25X18..	D9	33	10
ELBOW COMP., AIR CLEANER	E6	46	6	GRID, AIR CLEANER	E6	46	2	KNOB, COCK LEVER.....	G6	78	4
	E7	47	10	GRIP, STARTER	D14	38	9				
	E9	49	9	GROMMET, AIR CLEANER	E7	47	6				

PART NAME INDEX

Part name	Address	Page	Ref.	Part name	Address	Page	Ref.	Part name	Address	Page	Ref.
[L]											
LABEL, AIR CLEANER CAUTION	G5	77	6	NUT, HEX., 4MM	F13	69	20	PIN, LOCK, 10MM	D4	28	14
LENS	G6	78	12	NUT, HEX., 5MM	F15	71	24	PIN, PISTON	D10	34	3
LENS ASSY., PROTECTOR	F15	71	15		E14	54	24	PIN, SPRING, 2X12	E5	45	26
	G6	78	11	NUT, PIVOT ADJUSTING	E16	56	24	PIPE, EX.	E12	52	4
LEVER COMP., CHOKE	E5	45	18		D11	35	17		E13	53	5
LEVER COMP., SOLENOID THROTTLE	F16	72	5	NUT, SELF-LOCK, 6MM	F11	67	24		E15	55	4
LEVER, CHOKE	E1	41	19	NUT, SPECIAL, 16MM	F6	62	8		F1	57	7
LEVER, COCK	E5	45	20	NUT, TOOL BOX SETTING	E6	46	9	PISTON	D10	34	2
LEVER, CONTROL	F9	65	11		E8	48	12	PIVOT, ROCKER ARM	D11	35	6
LIFTER, VALVE	D11	35	5		E9	49	11	PLATE COMP., CLUTCH PRESSURE	G1	73	7
					E10	50	15	PLATE, CLUTCH	G1	73	6
				[O]							
				OIL SEAL	G1	73	22	PLATE, FUEL INDICATION	F4	60	13
				OIL SEAL, 30X45X8	D6	30	13	PLATE, LEVER SETTING	E5	45	21
				OIL SEAL, 30X46X8	D3	27	10	PLATE, PUSH ROD GUIDE	D11	35	15
					D6	30	13	PLATE, SET	E13	53	15
					D7	31	14		E15	55	15
					G1	73	21	PLUG, SEALING	D3	27	9
					G3	75	8	PLUG, SPARK	D2	26	16
					G4	76	10	PROTECTOR COMP., MUFFLER	E13	53	3
				0-RING	F4	60	4		E15	55	3
				0-RING, 14MM	D4	28	11	PROTECTOR, CIRCUIT	F14	70	14
				0-RING, 26X2.7	F2	58	7		G6	78	10
					G1	73	23	PROTECTOR, EX. PIPE	E13	53	4
				[P]				PROTECTOR, L. MUFFLER	E12	52	3
				PACKING	F8	64	16	PROTECTOR, MUFFLER INNER	F1	57	5
				PACKING, AIR CLEANER	E1	41	24	PROTECTOR, MUFFLER OUTER	F1	57	4
				PACKING, AIR CLEANER COVER	E10	50	4	PROTECTOR, R. MUFFLER	E12	52	2
				PACKING, CARBURETOR	E1	41	14	PULLEY COMP., STARTER	F6	62	2
					E4	44	16	PULLEY, RECOIL STARTER	D14	38	3
				PACKING, CASE COVER	D5	29	2	PULLEY, STARTER	F6	62	3
					D7	31	1	[R]			
					D8	32	1	RATCHET, STARTER	D14	38	4
				PACKING, CHAIN CASE COVER	G3	75	2	RECTIFIER ASSY., REGULATOR	F12	68	5
					G4	76	2	RECTIFIER ASSY., SILICON	F14	70	6
				PACKING, ELBOW	E7	47	1		G6	78	2
					E9	49	1	RETAINER, EX. VALVE SPRING	D11	35	12
					E10	50	1	RETAINER, IN. VALVE SPRING	D11	35	11
				PACKING, FUEL COCK	E5	45	23	RETAINER, SPRING	D14	38	8
				PACKING, FUEL FILLER CAP	F2	58	5	RING SET, PISTON	D10	34	1
					F4	60	10	ROD ASSY., CONNECTING	D10	34	4
				PACKING, FUEL STRAINER CUP	E4	44	13	ROD, CHOKE	E1	41	21
					F4	60	1	ROD, CHOKE CONTROL	E2	42	26
				PACKING, HEAD COVER	D1	25	8	ROD, GOVERNOR	F9	65	3
				PACKING, INSULATOR	E1	41	15	ROD, PUSH	D11	35	3
					E5	45	17	ROPE, RECOIL STARTER	D14	38	10
				PACKING, OIL FILLER CAP	D5	29	5	ROTATOR, VALVE	D11	35	14
					D7	31	5	RUBBER, FUEL	F4	60	16
					D8	32	5	RUBBER, SUPPORTER	E5	45	19
				PACKING, REDUCTION COVER	G1	73	3		F2	58	1
				PANEL COMP., CONTROL	F12	68	4	RUBBER, TANK CUSHION	F4	60	15
					F14	70	5	RUBBER, TANK MOUNTING	F4	60	12
				PIN, GOVERNOR WEIGHT	D6	30	9	[S]			
					D7	31	9	SCREEN, FUEL STRAINER	F4	60	3
					D8	32	9	SCREW-WASHER, 4X6	F8	64	15
								SCREW-WASHER, 5X12	E2	42	38

PART NAME INDEX

Part name	Address	Page	Ref.	Part name	Address	Page	Ref.	Part name	Address	Page	Ref.
SCREW-WASHER, 5X12	E14	54	25	SHAFT COMP., P.T.O.	G1	73	15	TANK COMP., FUEL	F4	60	8
	E16	56	25	SHAFT, GOVERNOR ARM	D3	27	3	TUBE, 11X100	D1	25	7
SCREW-WASHER, 5X32	F8	64	17	SHAFT, P.T.O.	G3	75	5	TUBE, 3.5X130	E2	42	46
SCREW-WASHER, 6X20	E14	54	26		G4	76	5	TUBE, 3.5X65	E2	42	45
	E16	56	26	SHIM A	G4	76	6	TUBE, BREATHER	D1	25	7
SCREW SET	E1	41	7	SHIM B	G4	76	7		E11	51	1
	E3	43	5	SHROUD	D16	40	3	TUBE, CORD	G6	78	19
			7	SLIDER, GOVERNOR	D6	30	10	TUBE, FASTENER, 30MM	F12	68	18
SCREW SET, DRAIN	E1	41	6		D7	31	10		F15	71	21
	E3	43	6		D8	32	10	TUBE, FUEL, 4.5X150	F4	60	19
SCREW SET, PILOT	E1	41	5	SOLENOID ASSY.	F16	72	6	TUBE, FUEL, 4.5X180	F5	61	19
	E3	43	5	SPACER COMP., CARBURETOR	E4	44	15	TUBE, FUEL, 4.5X190	F5	61	19
SCREW, CENTER	D15	39	11	SPACER, CONTROL LEVER	F10	66	15	TUBE, FUEL, 4.5X222	E5	45	27
SCREW, FLAT, 5X10	F4	60	18	SPACER, MUFFLER COVER	E13	53	16		F3	59	9
SCREW, GLOVE BOX	G6	78	18		E15	55	16				
SCREW, PAN, 3X12	F15	71	22	SPRING, BRUSH RETURN	F8	64	10	[V]			
SCREW, PAN, 3X6	E5	45	25	SPRING, CABLE RETURN	F10	66	18	VALVE ASSY., SOLENOID	E1	41	16
SCREW, PAN, 4X12	F12	68	19	SPRING, CHOKE RETURN	F16	72	2	VALVE SET, FLOAT	E1	41	2
	F15	71	23	SPRING, CLUTCH FREE	G1	73	8		E3	43	2
SCREW, PAN, 4X6	F11	67	26	SPRING, COCK LEVER	E5	45	22	VALVE, DASHPOT CHECK	E2	42	29
SCREW, PAN, 5X12	E2	42	37	SPRING, COIL	G6	78	14	VALVE, EX.	D11	35	9
SCREW, PAN, 5X16	F11	67	27	SPRING, CONTROL ADJUSTING	F10	66	17	VALVE, IN.	D11	35	8
SCREW, PAN, 5X16.5	E10	50	14	SPRING, FRICTION	D14	38	5				
SCREW, PAN, 5X28	F11	67	28	SPRING, GOVERNOR	F9	65	4	[W]			
			29	SPRING, LEVER	F10	66	12	WASHER COMP., HEAD COVER	D1	25	12
SCREW, PAN, 5X35	F11	67	29	SPRING, MANUAL CHOKE	E1	41	23	WASHER, 6X16	D7	31	11
SCREW, PAN, 5X8	F16	72	9	SPRING, RATCHET	D14	38	7	WASHER, 8MM	G3	75	6
SCREW, RECESSED, 5X25	F10	66	23	SPRING, STARTER RETURN	D14	38	6		G4	76	8
SCREW, SPECIAL, 6X12	F12	68	15	SPRING, THROTTLE RETURN	F9	65	5	WASHER, 8.2X17X0.8	D3	27	8
	F15	71	18	SPRING, VALVE	D11	35	10	WASHER, CHOKE LEVER	E2	42	32
SCREW, TAPPING, 4X6	E12	52	12	SPRING, WEIGHT RETURN	D11	35	7	WASHER, CONTROL LEVER	F10	66	13
			13	SPROCKET COMP., DRIVE	G1	73	13	WASHER, DRAIN PLUG, 12MM	D4	28	13
	E14	54	20	SPROCKET, DRIVE	G3	75	4		G2	74	26
			23	STARTER ASSY., RECOIL	D14	38	1	WASHER, LOCK, 8MM	D9	33	9
	E16	56	18	STAY ASSY., MANUAL CHOKE	E1	41	17	WASHER, PLAIN, 4MM	F13	69	21
			21	STAY A, MUFFLER	F1	57	10		F15	71	25
			23	STAY COMP., SOLENOID	E1	41	18	WASHER, PLAIN, 5MM	E2	42	40
SCREW, TAPPING, 4X8	F1	57	12	STAY, AIR CLEANER	E11	51	5		E14	54	28
SCREW, TAPPING, 5X25	E14	54	22	STAY, MUFFLER COVER	E13	53	14	WASHER, PLAIN, 6MM	E16	56	28
	E16	56	22		E15	55	14		D6	30	14
SCREW, TAPPING, 5X8	E12	52	11	STAY, SOLENOID THROTTLE	F16	72	4	WASHER, PLAIN, 6MM	D7	31	15
			12	STOPPER, CHOKE ROD	E1	41	22		D8	32	13
	E13	53	18	STRAP, CABLE, 118MM	F12	68	17	WASHER, SPRING, 4MM	F13	69	22
	E14	54	19		F15	71	20		F15	71	26
			20	SUB HARNESS	D16	40	4	WASHER, SPRING, 5MM	E16	56	29
			21		F12	68	7		E14	54	29
	E16	56	18	SUSPENSION, COUPLER	F14	70	8	WASHER, SPRING, 8MM	G2	74	27
			19	SWITCH ASSY., COMBINATION	F12	68	10	WASHER, TANK CUSHION	F4	60	14
			20		F14	70	11	WASHER, THRUST, 25MM	G1	73	18
			21		G6	78	5	WASHER, THRUST, 2.7X8	E2	42	34
SCREW, TAPPING, 6X10	E15	55	17	SWITCH ASSY., ENGINE KILL	G6	78	8	WEIGHT, BALANCER	D9	33	8
SCREW, THROTTLE STOP	E1	41	9	SWITCH ASSY., ENGINE STOP	D16	40	5	WEIGHT, CLUTCH	G1	73	10
	E4	44	10				6	WEIGHT, GOVERNOR	D5	29	7
SEAL, AIR CLEANER	E11	51	9	SWITCH ASSY., OIL LEVEL	D3	27	2		D7	31	7
SEAL, CHOKE LEVER	E2	42	33	[T]				WIRE, WATER COVER	F8	64	12
SEAL, MUFFLER PROTECTOR	F1	57	6	TANK COMP., FUEL	F2	58	3	WRENCH COMP., SPARK PLUG	G5	77	9
SEAL, VALVE STEM	D11	35	1								
SEAT, VALVE SPRING	D11	35	13								
SEPARATOR, AIR CLEANER	E11	51	3								

PART NAME INDEX

Part name	Address	Page	Ref.	Part name	Address	Page	Ref.	Part name	Address	Page	Ref.
WRENCH, PLUG	G6	78	16								
[Y]											
YOKE COMP.	F8	64	8								

1

FOREWORD INDEX

2

ENGINE GROUP

3

PART NUMBER INDEX

4

PART NAME INDEX

HONDA
The Power of Dreams



PARTS CATALOGUE NEWS

Honda Motor Co., Ltd. Service Division

PARTS CATALOGUE - CORRECTED

Printed in Japan

CODE NO.	13Z5F601
PARTS CATALOGUE TITLE	GX240U1
NEWS NO.	001

Block No.	Ref. No.	Note	Part No.	Description	Reqd. QTY	Serial No.	Parts catalogue code
					GX 240 U1		
E-7	3		13310-ZE2-611	CRANKSHAFT COMP.	1	----- 1003214	HHQ4, HXQ4, LHE4, LXQ4, LX2
		A	13310-ZE2-612	1	1003215 -----	HHQ4, HXQ4, LHE4, LXQ4, LX2
	5		13310-ZE2-651	CRANKSHAFT COMP.	1	----- 1006124	PMT2
		A	13310-ZE2-652	1	1006125 -----	PMT2

NOTE A:PART NO. CHANGE D:NEWLY PROVIDED E:PART NO.DELETION K:REQUIRED NO. CORRECTION L:APPLICATION SERIAL NO. CORRECTION
T:APPLICATION CORRECTION Z:REMARKS CHANGE



PARTS CATALOGUE NEWS

Honda Motor Co., Ltd. Service Division

Printed in Japan

CODE NO.	BOOKLET TYPE	13Z5F601
	MICRO- FICHE	13Z5F6EA/FA
PARTS CATALOGUE TITLE	GX240U1	
NEWS NO.	002	

GX240U1-QW24,QXB9,VMT2 and VXB9 types sales parts information

NOTE: This Parts Catalogue News explains only the parts of the different model that are produced to conform to addition of the GX240U1-QW24,QXB9,VMT2 and VXB9 types.

As for the parts not listed on this Parts Catalogue News, use the parts of the GX240U1-QA2,QXB7,VTA2 and VXB7 types.

Model	Type		Parts catalogue type	Applicable engine serial No.	Applicable carburetor identification No.
GX240U1	QA2	Base model	QA2	GCAKK-1000001~	BE70B B
	QW24	Additional model	QW24		
	QXB7	Base model	QXB7		
	QXB9	Additional model	QXB9		
	VTA2	Base model	VTA2		BE72C B
	VMT2	Additional model	VMT2		BE70B B
	VXB7	Base model	VXB7		
	VXB9	Additional model	VXB9		

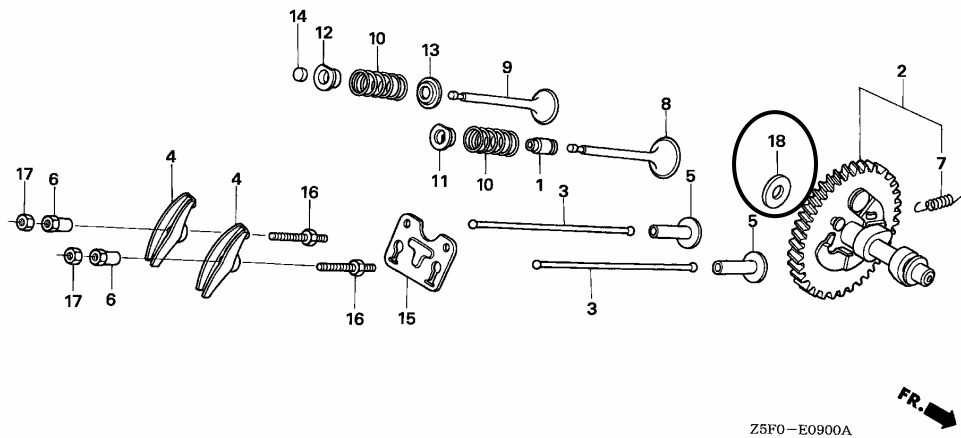
NOTE A:PART NO. CHANGE D:NEWLY PROVIDED E:PART NO. DELETION K:REQUIRED NO. CORRECTION L:APPLICATION SERIAL NO. CORRECTION
T:APPLICATION CORRECTION Z:REMARKS CHANGE

PARTS CATALOGUE NEWS

BOOKNo. : 13Z5F601

Block No.	Ref. No.	Part No.	Description	Reqd. QTY		Base Part No.	Parts catalogue code
				GX 240 UI			
E-2	7		TUBE, 11X100 (95005-11001-30M)	0		95005-11100-30	VMT2
	11	90042-ZE2-700	BOLT, STUD, 8X98	2		90042-ZE2-000	VMT2
	13	90047-ZE3-791	BOLT, STUD, 8X40	2		92900-08032-0E	VMT2
	16		PLUG, SPARK (BPR6ES) (NGK)	0		98079-56846	VMT2
			PLUG, SPARK (W20EPR-U) (DENSO)	0		98079-56855	VMT2
		98079-55846	PLUG, SPARK (BPR5ES) (NGK)	1		98079-55846	VMT2
		98079-55855	PLUG, SPARK (W16EPR-U) (DENSO)	1		98079-55855	VMT2
E-7	2	13310-ZK2-601	CRANKSHAFT COMP.	1		13310-ZK2-600	QXB9
		13320-ZE2-602	1		13320-ZE2-601	QW24
	6	13310-ZK2-671	CRANKSHAFT COMP.	1		13310-ZK2-670	VXB9
		13320-ZE2-672	1		13320-ZE2-671	VMT2

E-9 CAMSHAFT



E-9	2	14100-ZK2-880	CAMSHAFT ASSY.	1		14100-ZK2-870	QXB9, VXB9
-----	---	---------------	---------------------	---	--	---------------	------------

NOTE A:PART NO. CHANGE D:NEWLY PROVIDED E:PART NO.DELETION K:REQUIRED NO. CORRECTION L:APPLICATION SERIAL NO. CORRECTION
T:APPLICATION CORRECTION Z:REMARKS CHANGE

PARTS CATALOGUE NEWS

BOOKNo. : 13Z5F601

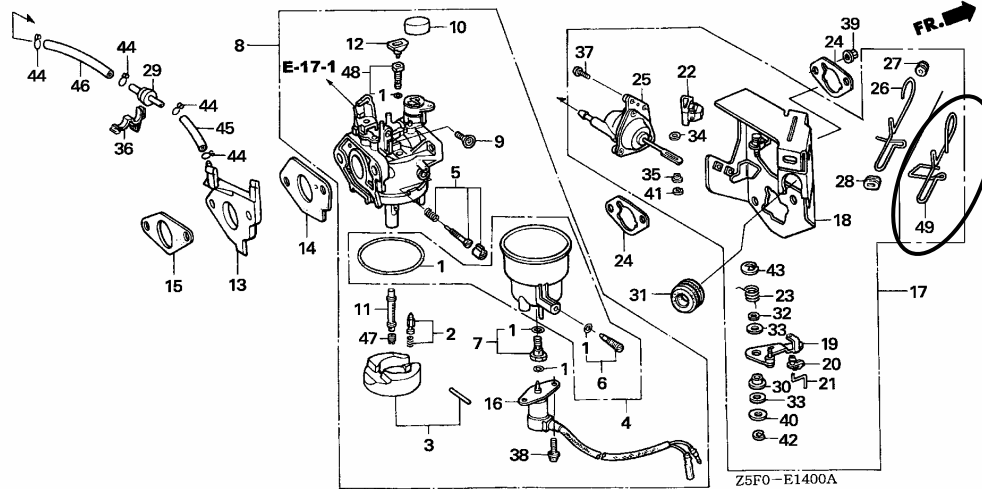
Block No.	Ref. No.	Part No.	Description	Reqd. QTY	Base Part No.	Parts catalogue code
				GX 240 U1		
	18	90413-ZK6-880	WASHER, THRUST, 16.1	1		QXB9, VXB9
E-11	1		STARTER ASSY., RECOIL *R280*..... POWER RED	0	28400-ZE2-W01ZN	QW24, VMT2
		28400-ZE2-W01ZG	*NH105*... MAT BLACK (#15-#20)	1	28400-ZE2-W01ZB	VMT2
	2		CASE COMP., RECOIL STARTER *R280*..... POWER RED	0	28410-ZE2-W01ZN	QW24, VMT2
		28410-ZE2-W01ZG	*NH105*... MAT BLACK (#15-#20)	1	28410-ZE2-W01ZB	VMT2
E-12	2		COVER COMP., FAN *NH246*..... LOOSEY GRAY	0	19610-ZE2-010ZF	QW24, VMT2
			NH105... MAT BLACK (#15-#20)	0	19610-ZE2-010ZG	VXB9
			R280..... POWER RED	0	19610-ZE2-010ZL	QW24, VMT2, VXB9
		19610-ZE2-010ZG	*NH105*... MAT BLACK (#15-#20)	1	19610-ZE2-010ZC	VMT2
		19610-ZK2-880	1	19610-ZE2-010ZC	VXB9
		19610-ZK2-880	1	19610-ZE2-010ZL	QXB9

NOTE A:PART NO. CHANGE D:NEWLY PROVIDED E:PART NO.DELETION K:REQUIRED NO. CORRECTION L:APPLICATION SERIAL NO. CORRECTION
T:APPLICATION CORRECTION Z:REMARKS CHANGE

BOOKNo. : 13Z5F601

Block No.	Ref. No.	Part No.	Description	Reqd. QTY GX 240 UI	Base Part No.	Parts catalogue code
-----------	----------	----------	-------------	------------------------------	---------------	----------------------

E-14 CARBURETOR (1)



E-14	1	16010-ZE3-701	GASKET SET	1	VMT2
	2	16011-ZA0-931	VALVE SET, FLOAT	1	VMT2
	3	16013-ZA0-931	FLOAT SET	1	VMT2
	4	16015-ZA0-931	CHAMBER SET, FLOAT	1	VMT2
	5	16016-ZH7-W01	SCREW SET, PILOT	1	VMT2
	6	16024-124-761	SCREW SET, DRAIN	1	VMT2
	7	16028-ZA0-931	SCREW SET	1	VMT2
	8	16100-ZE2-F01	CARBURETOR ASSY. (BE72C B) ...	1	VMT2
	9	16124-ZE0-005	SCREW, THROTTLE STOP	1	VMT2
	10	16148-141-881	CAP, CHOKE DUST	1	VMT2
	11	16166-ZE2-015	NOZZLE, MAIN	1	VMT2
	12	16172-ZE3-W10	COLLAR, SETTING	1	VMT2

NOTE A:PART NO. CHANGE D:NEWLY PROVIDED E:PART NO.DELETION K:REQUIRED NO. CORRECTION L:APPLICATION SERIAL NO. CORRECTION
T:APPLICATION CORRECTION Z:REMARKS CHANGE

PARTS CATALOGUE NEWS

BOOKNo. : 13Z5F601

Block No.	Ref. No.	Part No.	Description	Reqd. QTY	Base Part No.	Parts catalogue code
				GX 240 U1		
	13	16211-ZE2-700	INSULATOR, CARBURETOR	1	VMT2	
	14	16221-ZA0-800	PACKING, CARBURETOR	1	VMT2	
	15	16223-ZA0-800	PACKING, INSULATOR	1	VMT2	
	16	16230-ZE3-701	VALVE ASSY., SOLENOID	1	VMT2	
	17	16260-ZE3-D21	STAY ASSY., MANUAL CHOKE	1	VMT2	
	18	16261-ZE2-702	STAY COMP., SOLENOID	1	VMT2	
	19	16262-ZE2-711	LEVER, CHOKE	1	VMT2	
	20	16263-ZA0-000	JOINT, ROD	1	VMT2	
	21	16264-ZE2-701	ROD, CHOKE	1	VMT2	
	22	16265-ZE2-721	STOPPER, CHOKE ROD	1	VMT2	
	23	16268-ZE2-721	SPRING, MANUAL CHOKE	1	VMT2	
	24	16269-ZA0-800	PACKING, AIR CLEANER	2	VMT2	
	25	16400-ZE2-703	DIAPHRAGM ASSY.	1	VMT2	
	27	16613-893-000	GROMMET, CHOKE ROD	1	VMT2	
	28	16615-893-000	GUIDE, CHOKE ROD	1	VMT2	
	29	36135-ZF6-D41	VALVE, DASHPOT CHECK	1	VMT2	
	30	53149-964-003	BUSH, ARM PIVOT	1	VMT2	
	31	88911-MJ3-000	GROMMET, FENDER	1	VMT2	
	32	90431-ZE2-700	WASHER, CHOKE LEVER	1	VMT2	
	33	90432-ZE2-700	SEAL, CHOKE LEVER	2	VMT2	
	34	90433-ZE2-700	WASHER, THRUST, 2.7X8	1	VMT2	
	35	90434-ZE2-700	COLLAR, LEVER	1	VMT2	
	36	90650-SD9-003	CLIP, WIRE HARNESS	1	VMT2	
	37	93500-05012-0A	SCREW, PAN, 5X12	2	VMT2	

NOTE A:PART NO. CHANGE D:NEWLY PROVIDED E:PART NO.DELETION K:REQUIRED NO. CORRECTION L:APPLICATION SERIAL NO. CORRECTION
T:APPLICATION CORRECTION Z:REMARKS CHANGE

PARTS CATALOGUE NEWS

BOOKNo. : 13Z5F601

Block No.	Ref. No.	Part No.	Description	Reqd. QTY	Base Part No.	Parts catalogue code
				GX 240 UI		
	38	93892-05012-18	SCREW-WASHER, 5X12	2	VMT2	
	39	94050-06000	NUT, FLANGE, 6MM	2	VMT2	
	40	94103-05000	WASHER, PLAIN, 5MM	1	VMT2	
	41	94540-02010	E-RING, 2MM	1	VMT2	
	42	94540-04010	E-RING, 4MM	1	VMT2	
	43	94540-07010	E-RING, 7MM	1	VMT2	
	44	95002-02070	CLIP, TUBE (B7)	4	VMT2	
	45	95005-35065-10	TUBE, 3. 5X65 (95005-35001-10M)	1	VMT2	
	46	95005-35130-10	TUBE, 3. 5X130 (95005-35001-10M)	1	VMT2	
	47	99101-ZH8-0750	JET, MAIN, #75	(1)	VMT2	
		99101-ZH8-0780	JET, MAIN, #78	(1)	VMT2	
		99101-ZH8-0800	JET, MAIN, #80	1	VMT2	
	48	99204-ZA0-0450	JET SET, PILOT, #45	1	VMT2	
	49	16611-ZE3-D21	ROD, CHOKE CONTROL	1	VMT2	
E-14-1	1		GASKET SET	0	16010-ZE2-812	VMT2
	2		VALVE SET, FLOAT	0	16011-ZA0-931	VMT2
	3		FLOAT SET	0	16013-ZA0-931	VMT2
	4		CHAMBER SET, FLOAT	0	16015-ZE8-005	VMT2
	5		SCREW SET, PILOT	0	16016-ZH7-W01	VMT2
	6		SCREW SET, DRAIN	0	16024-ZE1-811	VMT2
	7		SCREW SET	0	16028-ZE0-005	VMT2
	8		CHOKE SET	0	16044-ZE2-005	VMT2
	9		CARBURETOR ASSY. (BE70B B) ...	0	16100-ZE2-W71	VMT2
	10		SCREW, THROTTLE STOP	0	16124-ZE0-005	VMT2

NOTE A:PART NO. CHANGE D:NEWLY PROVIDED E:PART NO.DELETION K:REQUIRED NO. CORRECTION L:APPLICATION SERIAL NO. CORRECTION
T:APPLICATION CORRECTION Z:REMARKS CHANGE

PARTS CATALOGUE NEWS

BOOKNo. : 13Z5F601

Block No.	Ref. No.	Part No.	Description	Reqd. QTY	Base Part No.	Parts catalogue code
				GX 240 UI		
	11		NOZZLE, MAIN	0	16166-ZE2-W70	VMT2
	12		COLLAR, SETTING	0	16172-ZE3-W10	VMT2
	13		PACKING, FUEL STRAINER CUP ...	0	16173-001-004	VMT2
	14		INSULATOR, CARBURETOR	0	16211-ZE2-000	VMT2
	15		SPACER COMP., CARBURETOR	0	16220-ZA0-702	VMT2
	16		PACKING, CARBURETOR	0	16221-ZA0-800	VMT2
	17		PACKING, INSULATOR	0	16223-ZA0-800	VMT2
	18		LEVER COMP., CHOKE (STD.)	0	16610-ZE1-000	VMT2
	19		RUBBER, SUPPORTER (107MM)	0	16854-ZH8-000	VMT2
	20		LEVER, COCK	0	16953-ZE1-812	VMT2
	21		PLATE, LEVER SETTING	0	16954-ZE1-812	VMT2
	22		SPRING, COCK LEVER	0	16956-ZE1-811	VMT2
	23		PACKING, FUEL COCK	0	16957-ZE1-812	VMT2
	24		CUP, FUEL STRAINER	0	16967-ZE0-811	VMT2
	25		SCREW, PAN, 3X6	0	93500-03006-1H	VMT2
	26		PIN, SPRING, 2X12	0	94305-20122	VMT2
	27		TUBE, FUEL, 4.5X222 (95001-45001-60M)	0	95001-45222-40	VMT2
	28		CLIP, TUBE (B8)	0	95002-02080	VMT2
	29		JET, MAIN, #82	(0)	99101-ZH8-0820	VMT2
			JET, MAIN, #85	(0)	99101-ZH8-0850	VMT2
			JET, MAIN, #88	0	99101-ZH8-0880	VMT2
	30		JET SET, PILOT, #40	0	99204-ZE0-0400	VMT2
E-15-1	1		PACKING, ELBOW	0	16271-ZE2-010	VMT2
	2		ELEMENT, AIR CLEANER (DUAL) ..	0	17210-ZE2-822	VMT2

NOTE A:PART NO. CHANGE D:NEWLY PROVIDED E:PART NO.DELETION K:REQUIRED NO. CORRECTION L:APPLICATION SERIAL NO. CORRECTION
T:APPLICATION CORRECTION Z:REMARKS CHANGE

PARTS CATALOGUE NEWS

BOOKNo. : 13Z5F601

Block No.	Ref. No.	Part No.	Description	Reqd. QTY		Base Part No.	Parts catalogue code
				GX 240 UI			
	3		FILTER, OUTER	0		17218-ZE2-821	VMT2
	5		COVER, AIR CLEANER	0		17231-ZH9-820	VMT2
	6		GROMMET, AIR CLEANER	0		17232-891-000	VMT2
	8		COLLAR, AIR CLEANER	0		17238-ZE2-310	VMT2
	9		COLLAR B, AIR CLEANER	0		17239-ZE1-000	VMT2
	10		ELBOW COMP., AIR CLEANER	0		17410-ZE2-020	VMT2
	11		BOLT-WASHER, 6X22	0		90009-ZE2-003	VMT2
	12		NUT, TOOL BOX SETTING	0		90325-044-000	VMT2
	13		NUT, FLANGE, 6MM	0		94050-06000	VMT2
E-15-2	6	17235-ZH9-N01	NOSE, SILENCER	1		17235-ZH9-N00	QXB9, VXB9
E-15-4	1	15721-ZB4-000	TUBE, BREATHER	1			VMT2
	2	17211-899-000	ELEMENT, AIR CLEANER	1			VMT2
	3	17212-ZB4-003	SEPARATOR, AIR CLEANER	1			VMT2
	4	17220-ZB4-003	CASE COMP., AIR CLEANER	1			VMT2
	5	17222-ZB4-000	STAY, AIR CLEANER	1			VMT2
	6	17231-899-000	COVER COMP., AIR CLEANER	1			VMT2
	7	17235-899-000	CLIP A, AIR CLEANER WIRE	2			VMT2
	8	17236-899-000	CLIP B, AIR CLEANER WIRE	2			VMT2
	9	17252-899-000	SEAL, AIR CLEANER	1			VMT2
	10	17367-413-690	FILTER, DRAIN TUBE	1			VMT2
	11	94050-05000	NUT, FLANGE, 5MM	6			VMT2
	12	94050-06000	NUT, FLANGE, 6MM	1			VMT2
E-16-1	1	17233-896-701	COLLAR, AIR CLEANER CASE	(2)			QW24
	2		MUFFLER COMP.	0		18310-ZE2-W00	VMT2

NOTE A:PART NO. CHANGE D:NEWLY PROVIDED E:PART NO.DELETION K:REQUIRED NO. CORRECTION L:APPLICATION SERIAL NO. CORRECTION
T:APPLICATION CORRECTION Z:REMARKS CHANGE

PARTS CATALOGUE NEWS

BOOKNo. : 13Z5F601

Block No.	Ref. No.	Part No.	Description	Reqd. QTY	Base Part No.	Parts catalogue code
				GX 240 UI		
	3		PROTECTOR COMP., MUFFLER (STD.)	0	18320-ZE2-W01	VMT2
	4		PROTECTOR, EX. PIPE	0	18323-ZE2-W00	VMT2
	5		PIPE, EX.	0	18330-ZE2-W00	VMT2
	6		CAP, MUFFLER	0	18331-ZE2-810	VMT2
	7		GASKET, EX. PIPE	0	18333-ZE3-800	VMT2
	8	18355-ZE2-010	ARRESTER, SPARK	(1)	18355-ZE2-010	VMT2
	9	18381-ZE2-W10	GASKET, MUFFLER (ARRESTER) ...	(1)	18381-ZE2-W10	VMT2
	11	18433-ZK9-W40	COVER COMP., MUFFLER	(1)		QW24
	12	18434-ZK9-W40	COVER COMP., MUFFLER RR.	(1)		QW24
	13	18436-ZH8-W40	BASE COMP., MUFFLER COVER	(1)		QW24
	14	18437-ZF6-W40	STAY, MUFFLER COVER	(1)		QW24
	15	18438-ZF6-W40	PLATE, SET	(1)		QW24
	16	18466-ZH8-W40	SPACER, MUFFLER COVER	(3)		QW24
	17		BOLT, FLANGE, 6X12 (CT200)	0	90013-883-000	VMT2
	18		SCREW, TAPPING, 5X8	0	90050-ZE1-000	VMT2
	19		SCREW, TAPPING, 5X8	0	90050-ZE1-000	VMT2
	20	90055-ZE1-000	SCREW, TAPPING, 4X6	(1)		QW24
		90055-ZE1-000	(1)	90050-ZE1-000	VMT2
	21	90050-ZE1-000	SCREW, TAPPING, 5X8	(1)		QW24
	22	90050-ZH8-W40	SCREW, TAPPING, 5X25	(2)		QW24
	23		SCREW, TAPPING, 4X6	0	90055-ZE1-000	VMT2
	24	90302-KF9-900	NUT, HEX., 5MM	(3)		QW24
	25	93891-05012-00	SCREW-WASHER, 5X12	(1)		QW24
	26	93891-06020-07	SCREW-WASHER, 6X20	(3)		QW24

NOTE A:PART NO. CHANGE D:NEWLY PROVIDED E:PART NO.DELETION K:REQUIRED NO. CORRECTION L:APPLICATION SERIAL NO. CORRECTION
T:APPLICATION CORRECTION Z:REMARKS CHANGE

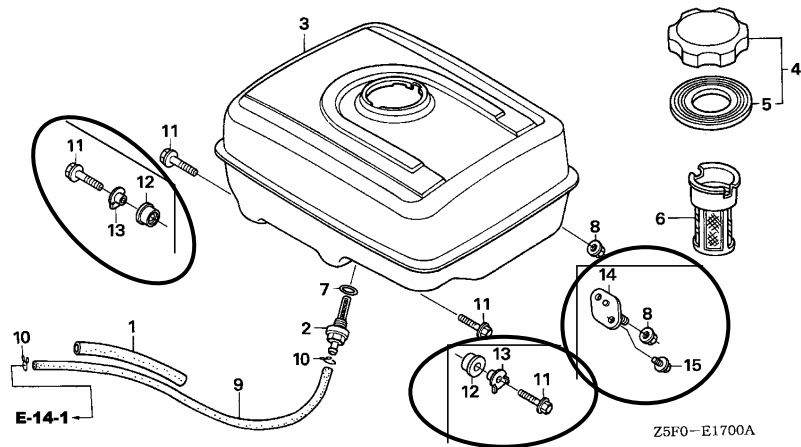
PARTS CATALOGUE NEWS

BOOKNo. : 13Z5F601

Block No.	Ref. No.	Part No.	Description	Reqd. QTY	Base Part No.	Parts catalogue code
				GX 240 UI		
	27		NUT, FLANGE, 8MM	0	94050-08000	VMT2
	28	94103-05700	WASHER, PLAIN, 5MM	(3)		QW24
	29	94111-05000	WASHER, SPRING, 5MM	(1)		QW24
E-16-2	2	18310-ZK6-880	MUFFLER COMP.	1	18310-ZE2-W61	QXB9, VXB9
	3	18320-ZF6-W01	PROTECTOR COMP., MUFFLER (100DB)	1	18320-ZE2-W61	QXB9, VXB9
	7		ARRESTER, SPARK	(0)	18355-ZE2-010	QXB9, VXB9
	18		SCREW, TAPPING, 4X6	(0)	90055-ZE1-000	QXB9, VXB9

E-17 FUEL TANK (1)

Ref. No.	LON	(Relative ref. Number) Service item	F. R. T.
12	3101M3	RUBBER A, TANK MOUNTINGNOTE: Same time for two units	0.2
14	3101D2	RUBBER, TANK MOUNTING (A)NOTE: Same time for two units	0.2



E-17	3	TANK COMP., FUEL			17510-ZE2-020ZD	
		NH1..... BLACK	0			QW24
		17510-ZE2-800ZA	*NH1*..... BLACK	1	17510-ZE2-020ZA	QW24
		17510-ZE2-800ZC	*NH31*..... MCKINLEY WHITE	1	17510-ZE2-020ZA	QXB9
		17510-ZK2-880ZA	*NH1*..... BLACK	1	17510-ZE2-020ZA	VXB9

NOTE A:PART NO. CHANGE D:NEWLY PROVIDED E:PART NO.DELETION K:REQUIRED NO. CORRECTION L:APPLICATION SERIAL NO. CORRECTION
T:APPLICATION CORRECTION Z:REMARKS CHANGE

PARTS CATALOGUE NEWS

BOOKNo. : 13Z5F601

Block No.	Ref. No.	Part No.	Description	Reqd. QTY		Base Part No.	Parts catalogue code
				GX 240 UI			
		17510-ZK2-880ZB	*NH105*... MAT BLACK (#15-#20)	1		17510-ZE2-020ZD	VXB9
		17510-ZK2-880ZC	*NH31*... MCKINLEY WHITE	1		17510-ZE2-020ZE	VXB9
	12	17532-ZK6-880	RUBBER A, TANK MOUNTING	2			VXB9
	13	17534-ZK6-880	NUT, TANK MOUNTING	2			VXB9
	14	17536-ZK6-880	RUBBER COMP., TANK MOUNTING ..	2			VXB9
	15	90008-ZE2-003	BOLT, FLANGE, 6X10	4			VXB9
E-19	2		PULLEY COMP., STARTER (SCREEN GRID)	0		28450-ZE2-W11	VMT2
	3	28451-ZE2-W01	PULLEY, STARTER	1			VMT2
E-22	1	16550-ZE2-700	ARM COMP., GOVERNOR	1			VMT2
	2		ARM, GOVERNOR	0		16551-ZE2-000	VMT2
	5	16562-ZE2-700	SPRING, THROTTLE RETURN	1		16562-ZE2-000	VMT2
	9		CONTROL ASSY. (REMOTE)	0		16570-ZE2-W20	VMT2
	10	16570-ZE2-701	CONTROL ASSY.	1			VMT2
	11		LEVER, CONTROL	0		16571-ZE2-W00	VMT2
	12		SPRING, LEVER	0		16574-ZE1-000	VMT2
	13		WASHER, CONTROL LEVER	0		16575-ZE2-W00	VMT2
	14		HOLDER, CABLE	0		16576-891-000	VMT2
	15		SPACER, CONTROL LEVER	0		16578-ZE1-000	VMT2
	16		BASE COMP., CONTROL	0		16581-ZE2-W00	VMT2
	18		SPRING, CABLE RETURN	0		16592-883-310	VMT2
	20	16599-ZG1-M10	COLLAR, STOPPER	(1)			QW24
	23	90016-ZG9-N30	SCREW, RECESSED, 5X25	(1)			QW24
	24		NUT, SELF-LOCK, 6MM	0		90114-SA0-000	VMT2
	27		SCREW, PAN, 5X16	0		93500-05016-0A	VMT2

NOTE A:PART NO. CHANGE D:NEWLY PROVIDED E:PART NO.DELETION K:REQUIRED NO. CORRECTION L:APPLICATION SERIAL NO. CORRECTION
T:APPLICATION CORRECTION Z:REMARKS CHANGE

PARTS CATALOGUE NEWS

BOOKNo. : 13Z5F601

Block No.	Ref. No.	Part No.	Description	Reqd. QTY		Base Part No.	Parts catalogue code
				GX 240 UI			
	28		SCREW, PAN, 5X28	0		93500-05028-0A	VMT2
	29	93500-05035-0A	SCREW, PAN, 5X35	1			VMT2
E-23-20	1	16252-ZA1-010	CAP, CHOKE LEVER	1			VMT2
	2	16268-893-000	SPRING, CHOKE RETURN	1			VMT2
	3	16270-ZB4-010	AUTO-THROTTLE ASSY.	1			VMT2
	4	16271-ZB4-000	STAY, SOLENOID THROTTLE	1			VMT2
	5	16273-ZB4-000	LEVER COMP., SOLENOID THROTTLE	1			VMT2
	6	36160-ZB4-003	SOLENOID ASSY.	1			VMT2
	7	90013-883-000	BOLT, FLANGE, 6X12 (CT200)	1			VMT2
	8	91502-ZB4-701	BUSH, AUTO-THROTTLE LEVER	1			VMT2
	9	93500-05008-0A	SCREW, PAN, 5X8	2			VMT2
	10	94540-04018	E-RING, 4MM	1			VMT2
E-28	1		MARK, OPERATOR CAUTION (ENGLISH) (MADE IN JAPAN)	0		87516-ZH7-000	QW24
			MARK, OPERATOR CAUTION (PICTOGRAPH) (MADE IN JAPAN)	(0)		87516-ZH7-810	QW24
	2		MARK, OPERATOR CAUTION (ENGLISH) (MADE IN JAPAN)	0		87516-ZH7-000	VMT2
			MARK, OPERATOR CAUTION (PICTOGRAPH) (MADE IN JAPAN)	(0)		87516-ZH7-810	VMT2
	4		MARK, CHOKE (GRAY)	0		87528-ZH7-000	QW24, VMT2
	5		MARK, THROTTLE INDICATION	0		87532-ZH7-000	QW24, VMT2
	9		WRENCH COMP., SPARK PLUG	(0)		89218-ZE1-000	VMT2

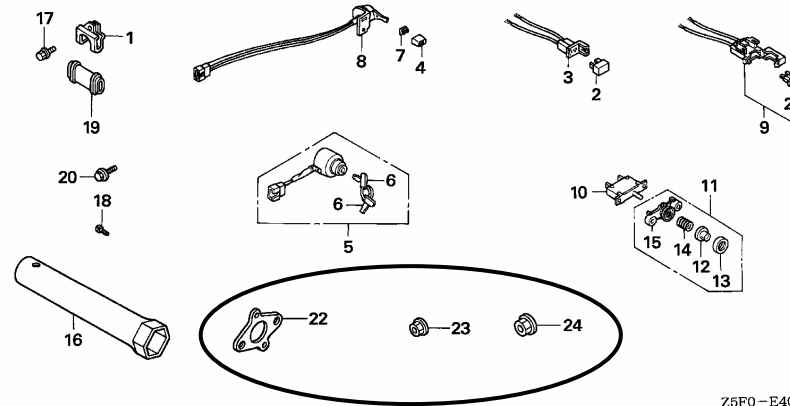
NOTE A:PART NO. CHANGE D:NEWLY PROVIDED E:PART NO.DELETION K:REQUIRED NO. CORRECTION L:APPLICATION SERIAL NO. CORRECTION
T:APPLICATION CORRECTION Z:REMARKS CHANGE

PARTS CATALOGUE NEWS

BOOKNo. : 13Z5F601

Block No.	Ref. No.	Part No.	Description	Reqd. QTY GX 240 UI	Base Part No.	Parts catalogue code
-----------	----------	----------	-------------	------------------------------	---------------	----------------------

E-40 OTHER PARTS (1)



Z5F0-E4000A

E-40	22	18333-ZF6-W01	GASKET, EX. PIPE	1	VMT2
	23	94050-06000	NUT, FLANGE, 6MM	1	VMT2
	24	94050-08000	NUT, FLANGE, 8MM	2	VMT2
E-40-1	1	87516-ZH7-000	MARK, OPERATOR CAUTION (ENGLISH) (MADE IN JAPAN)	1	QW24, VMT2
	2	87516-ZH7-810	MARK, OPERATOR CAUTION (PICTOGRAPH) (MADE IN JAPAN)	(1)	QW24, VMT2
	4	87528-ZH7-000	MARK, CHOKE (GRAY)	1	QW24, VMT2
	5	87532-ZH7-000	MARK, THROTTLE INDICATION	1	QW24, VMT2

NOTE A:PART NO. CHANGE D:NEWLY PROVIDED E:PART NO.DELETION K:REQUIRED NO. CORRECTION L:APPLICATION SERIAL NO. CORRECTION
T:APPLICATION CORRECTION Z:REMARKS CHANGE



PARTS CATALOGUE NEWS

Honda Motor Co., Ltd. Service Division

PARTS CATALOGUE - CORRECTED

Printed in Japan

CODE NO.	BOOKLET TYPE	13Z5F601
	MICRO-FICHE	13Z5F6EA/FA
PARTS CATALOGUE TITLE	GX240U1	
NEWS NO.	003	

Block No.	Ref. No.	Note	Part No.	Description	Reqd. QTY	Serial No.	Parts catalogue code
					GX 240 U1		
E-23-1	1	E	31610-Z5T-801ZA	*PARTS NO. DELETION			
		D	31610-Z5K-801ZA	BOX ASSY., CONTROL (EXP-ALERT) *R280*..... POWER RED	1	-----	QXE4, SXE4
	5	T	31615-ZE2-003ZG	PANEL COMP., CONTROL *R280*..... POWER RED	1	-----	LHE4, QAE2, QXE4, SXE4
		E	31615-ZE3-003ZE	*PARTS NO. DELETION			

NOTE A:PART NO. CHANGE D:NEWLY PROVIDED E:PART NO. DELETION K:REQUIRED NO. CORRECTION L:APPLICATION SERIAL NO. CORRECTION
T:APPLICATION CORRECTION Z:REMARKS CHANGE



PARTS CATALOGUE NEWS

Honda Motor Co., Ltd. Service Division

PARTS CATALOGUE - CORRECTED

Printed in Japan

CODE NO.	BOOKLET TYPE	13Z5F601
	MICRO- FICHE	13Z5F6EA/FA
PARTS CATALOGUE TITLE	GX240U1	
NEWS NO.	004	

Block No.	Ref. No.	Note	Part No.	Description	Reqd. QTY	Serial No.	Parts catalogue code
					GX 240 U1		
E-7	1		13310-ZE2-010	CRANKSHAFT COMP.	1	----- 1013858	RHQ4, RXQ4, SE, SMX2, SXE4, SXQ4, SXU
	A		13310-ZE2-020	1	1013859 -----	RHQ4, RXQ4, SE, SMX2, SXE4, SXQ4, SXU
	6	L	13320-ZE2-671	CRANKSHAFT COMP.	1	----- 1007074	VA2, VH12, VTA2, VWC2
	T		13320-ZE2-672	1	-----	VMT2
					1	1007075 -----	VA2, VH12, VTA2, VWC2

NOTE A:PART NO. CHANGE D:NEWLY PROVIDED E:PART NO. DELETION K:REQUIRED NO. CORRECTION L:APPLICATION SERIAL NO. CORRECTION
T:APPLICATION CORRECTION Z:REMARKS CHANGE



PARTS CATALOGUE NEWS

Honda Motor Co., Ltd. Service Division

PARTS CATALOGUE - CORRECTED

Printed in Japan

CODE NO.	BOOKLET TYPE	13Z5F601
	MICRO-FICHE	13Z5F6EA/FA
PARTS CATALOGUE TITLE	GX240U1	
NEWS NO.	005	

Block No.	Ref. No.	Note	Part No.	Description	Reqd. QTY	Serial No.	Parts catalogue code
					GX 240 U1		
E-12	2	E	19610-ZK2-880	*PARTS NO. DELETION			
		D	19610-ZK2-880ZA	COVER COMP., FAN *NH1*..... BLACK	1	-----	VXB9
		D	19610-ZK2-880ZB	*R280*..... POWER RED	1	-----	QXB9, VXB9
		D	19610-ZK2-880ZC	*NH105*... MAT BLACK (#15-#20)	1	-----	VXB9
E-23	1		31610-ZE2-W02ZA	BOX ASSY., CONTROL (EXP-ALERT/18A) *NH1*..... BLACK	1	----- 1022658	QAR2
			31610-ZE2-W02ZE	*R280*..... POWER RED	1	----- 1022658	QAR2
		A	31610-Z5F-821ZA	*NH1*..... BLACK	1	1022659 -----	QAR2
		A	31610-Z5F-821ZB	*R280*..... POWER RED	1	1022659 -----	QAR2
		13	87529-ZE2-861	MARK, CONTROL BOX (EXP-REGULATOR)	1	----- 1022658	QAR2
	A	87529-Z4S-820	MARK, CONTROL BOX (EXP)	1	1022659 -----	QAR2	

NOTE A:PART NO. CHANGE D:NEWLY PROVIDED E:PART NO.DELETION K:REQUIRED NO. CORRECTION L:APPLICATION SERIAL NO. CORRECTION
T:APPLICATION CORRECTION Z:REMARKS CHANGE



PARTS CATALOGUE NEWS

Honda Motor Co., Ltd. Service Division

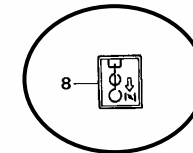
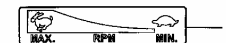
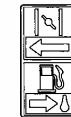
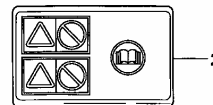
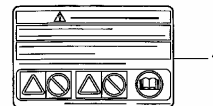
PARTS CATALOGUE - CORRECTED

Printed in Japan

CODE NO.	BOOKLET TYPE	13Z5F601
	MICRO-FICHE	13Z5F6EA/FA
PARTS CATALOGUE TITLE	GX240U1	
NEWS NO.	006	

Block No.	Ref. No.	Note	Part No.	Description	Reqd. QTY GX 240 U1	Serial No.	Parts catalogue code
-----------	----------	------	----------	-------------	------------------------------	------------	----------------------

E-40-1 OTHER PARTS (2)



Z5F0-E4001A

E-40-1	8	D	87528-898-620	MARK, CHOKE	1	1028752	-----	EDN2, EDS2, EDS6, EDT6, ED2, EN2, VMT2
--------	---	---	---------------	-------------------	---	---------	-------	--

NOTE A:PART NO. CHANGE D:NEWLY PROVIDED E:PART NO.DELETION K:REQUIRED NO. CORRECTION L:APPLICATION SERIAL NO. CORRECTION
T:APPLICATION CORRECTION Z:REMARKS CHANGE



PARTS CATALOGUE NEWS

Honda Motor Co., Ltd. Service Division

PARTS CATALOGUE - CORRECTED

Printed in Japan

CODE NO.	BOOKLET TYPE	13Z5F601
	MICRO- FICHE	13Z5F6EA/FA
PARTS CATALOGUE TITLE	GX240U1	
NEWS NO.	007	

Block No.	Ref. No.	Note	Part No.	Description	Reqd. QTY	Serial No.	Parts catalogue code	
					GX 240 U1			
E-7	1		13320-ZE2-010	CRANKSHAFT COMP.	1	----- 1006559	RA2, RTB2	
		A	13320-ZE2-020	1	1006560 -----	RA2, RTB2	
	2		13310-ZE2-601	CRANKSHAFT COMP.	1	----- 1005832	QAG, QE, QHB2, QHQ4, QTC2, QXC9, QXE4, QXQ4, QXU	
		L	13310-ZK2-600	1	----- 1007487	QXB7	
		L	13320-ZE2-601	1	----- 1005531	QAB2, QAE2, QAG2, QAR2, QA2, QC12	
		A	13310-ZE2-602	1	1005833 -----	QAG, QE, QHB2, QHQ4, QTC2, QXC9, QXE4, QXQ4, QXU	
		T	13310-ZK2-601	1	-----	QXB9	
					1	1007488 -----	QXB7	
	T	13320-ZE2-602	1	-----	QW24		
				1	1005532 -----	QAB2, QAE2, QAG2, QAR2, QA2, QC12		
	3	E	13320-ZE2-611	*PARTS NO. DELETION				
		D	13320-ZE2-612	CRANKSHAFT COMP.	1	-----	HA2	
	4		13310-ZE2-631	CRANKSHAFT COMP.	1	----- 1015292	WKD6, WKT2, WKT4	

NOTE A:PART NO. CHANGE D:NEWLY PROVIDED E:PART NO. DELETION K:REQUIRED NO. CORRECTION L:APPLICATION SERIAL NO. CORRECTION
T:APPLICATION CORRECTION Z:REMARKS CHANGE

PARTS CATALOGUE NEWS

BOOKNo. : 13Z5F601

Block No.	Ref. No.	Note	Part No.	Description	Reqd. QTY	Serial No.		Parts catalogue code
					GX 240 U1			
		A	13310-ZE2-632	1	1015293	-----	WKD6, WKT2, WKT4
	5		13320-ZE2-651	CRANKSHAFT COMP.	1	-----	1001116	PA2
		A	13320-ZE2-652	1	1001117	-----	PA2
	6		13310-ZE2-671	CRANKSHAFT COMP.	1	-----	1007074	VDG2, VXQ4, VXU1, VX2
		L	13310-ZK2-670	1	-----	1013658	VXB7, VXQ7
		A	13310-ZE2-672	1	1007075	-----	VDG2, VXQ4, VXU1, VX2
		T	13310-ZK2-671	1	-----	-----	VXB9
					1	1013659	-----	VXB7, VXQ7

NOTE A:PART NO. CHANGE D:NEWLY PROVIDED E:PART NO. DELETION K:REQUIRED NO. CORRECTION L:APPLICATION SERIAL NO. CORRECTION
T:APPLICATION CORRECTION Z:REMARKS CHANGE



PARTS CATALOGUE NEWS

Honda Motor Co., Ltd. Service Division

PARTS CATALOGUE - CORRECTED

Printed in Japan

CODE NO.	BOOKLET TYPE	13Z5F601
	MICRO-FICHE	13Z5F6EA/FA
PARTS CATALOGUE TITLE	GX240U1	
NEWS NO.	008	

Block No.	Ref. No.	Note	Part No.	Description	Reqd. QTY	Serial No.	Parts catalogue code					
					GX 240 U1							
E-17	3	L	17510-ZE2-020ZA	TANK COMP., FUEL	1	----- 1016062	HA2, HHQ4, HXQ4, LHE4, LXQ4, LX2, PA2, QAB2, QAE2, QAG, QAG2, QAR2, QA2, QC12, QE, QHB2, QHQ4, QTC2, QXB7, QXC9, QXE4, QXQ4, QXU, RA2, RHQ4, RTB2, RXQ4, SE, SMX2, SXE4, SXQ4, SXU, VA2, VDG2, VXB7, VXQ4, VXQ7, VXU1, VX2, WKD6, WKT2, WKT4					
				NH31 MCKINLEY WHITE								
				L				17510-ZE2-020ZD	*NH1* BLACK	1	----- 1016062	HA2, LX2, PA2, PMT2, QAE2, QAG, QAR2, QA2, QTC2, QXC9, RA2, SMX2, SXU, VA2, VXB7, VXQ4, VX2
								17510-ZE2-020ZE	*NH105* . . . MAT BLACK (#15-#20)	1	----- 1016062	VXB7
				T				17510-ZE2-800ZA	*NH1* BLACK	1	-----	QW24
									1	1016063	-----	HA2, LX2, PA2, PMT2, QAE2, QAG, QAR2, QA2, QTC2, QXC9, RA2, SMX2, SXU, VA2, VXB7, VXQ4, VX2
				A				17510-ZE2-800ZB	*NH105* . . . MAT BLACK (#15-#20)	1	1016063	-----
T	17510-ZE2-800ZC	*NH31* MCKINLEY WHITE	1	-----	QXB9							
				1	1016063	-----	HA2, HHQ4, HXQ4, LHE4, LXQ4, LX2, PA2, QAB2, QAE2, QAG, QAG2, QAR2, QA2, QC12, QE, QHB2, QHQ4, QTC2, QXB7, QXC9, QXE4, QXQ4, QXU, RA2, RHQ4, RTB2, RXQ4, SE, SMX2, SXE4, SXQ4, SXU, VA2, VDG2, VXB7, VXQ4, VXQ7, VXU1, VX2, WKD6, WKT2, WKT4					
E-40-1	4	L	87528-ZH7-000	MARK, CHOKE (GRAY)	1	-----	-----	QHB2, QW24				

NOTE A:PART NO. CHANGE D:NEWLY PROVIDED E:PART NO. DELETION K:REQUIRED NO. CORRECTION L:APPLICATION SERIAL NO. CORRECTION
T:APPLICATION CORRECTION Z:REMARKS CHANGE

PARTS CATALOGUE NEWS

BOOKNo. : 13Z5F601

Block No.	Ref. No.	Note	Part No.	Description	Reqd. QTY GX 240 U1	Serial No.	Parts catalogue code
					1	----- 1028751	EDN2, EDS2, EDS6, EDT6, ED2, EN2, VMT2

NOTE A:PART NO. CHANGE D:NEWLY PROVIDED E:PART NO.DELETION K:REQUIRED NO. CORRECTION L:APPLICATION SERIAL NO. CORRECTION
T:APPLICATION CORRECTION Z:REMARKS CHANGE



PARTS CATALOGUE NEWS

Honda Motor Co., Ltd. Service Division

PARTS CATALOGUE - CORRECTED

Printed in Japan

CODE NO.	BOOKLET TYPE	13Z5F601
	MICRO-FICHE	13Z5F6EA/FA
PARTS CATALOGUE TITLE	GX240U1	
NEWS NO.	009	

Block No.	Ref. No.	Note	Part No.	Description	Reqd. QTY	Serial No.	Parts catalogue code
E-14	8		16100-ZE2-F01	CARBURETOR ASSY. (BE72C B) ...	1	----- 1033892	EDN2, EDS2, EDS6, EDT6, ED2, EN2, VMT2
		A	16100-Z5F-F01	CARBURETOR ASSY. (BE72L A) ...	1	1033893 -----	EDN2, EDS2, EDS6, EDT6, ED2, EN2, VMT2

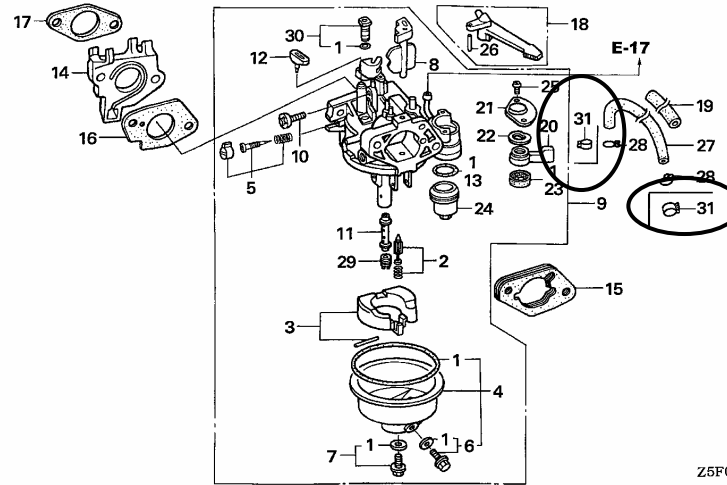
NOTE A:PART NO. CHANGE D:NEWLY PROVIDED E:PART NO.DELETION K:REQUIRED NO. CORRECTION L:APPLICATION SERIAL NO. CORRECTION
T:APPLICATION CORRECTION Z:REMARKS CHANGE

PARTS CATALOGUE NEWS

BOOKNo. : 13Z5F601

Block No.	Ref. No.	Note	Part No.	Description	Reqd. QTY GX 240 U1	Serial No.	Parts catalogue code
-----------	----------	------	----------	-------------	------------------------------	------------	----------------------

E-14-1 CARBURETOR (2)



Z5F0-E1401A

E-14-1	27		95001-45222-40	TUBE, FUEL, 4. 5X222 (95001-45001-60M)	1	----- 1032493	VTA2
	A		91424-Z5F-801	TUBE, FUEL, 4. 5X222 (FKM)	1	1032494 -----	VTA2
	28	L	95002-02080	CLIP, TUBE (B8)	2	----- 1032493	VTA2
	31	D	95002-40800-08	CLAMP, TUBE (D8)	2	1032494 -----	VTA2

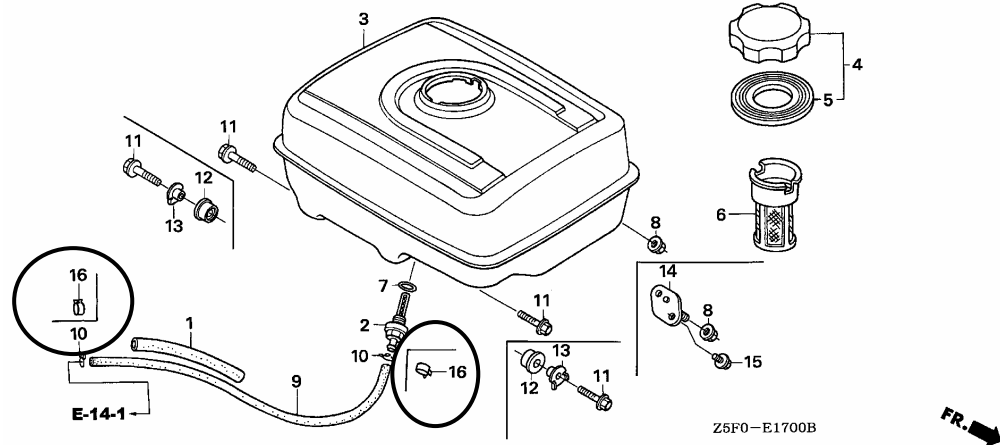
NOTE A:PART NO. CHANGE D:NEWLY PROVIDED E:PART NO. DELETION K:REQUIRED NO. CORRECTION L:APPLICATION SERIAL NO. CORRECTION
T:APPLICATION CORRECTION Z:REMARKS CHANGE

PARTS CATALOGUE NEWS

BOOKNo. : 13Z5F601

Block No.	Ref. No.	Note	Part No.	Description	Reqd. QTY	Serial No.	Parts catalogue code
					GX 240 U1		

E-17 FUEL TANK (1)



E-17	9		95001-45222-40	TUBE, FUEL, 4. 5X222 (95001-45001-60M)	1	----- 1032493	HA2, HHQ4, HXQ4, LHE4, LXQ4, LX2, PA2, PMT2, QAB2, QAE2, QAG, QAG2, QAR2, QA2, QC12, QE, QHB2, QHQ4, QTC2, QW24, QXB7, QXB9, QXC9, QXE4, QXQ4, QXU, RA2, RHQ4, RTB2, RXQ4, SE, SMX2, SXE4, SXQ4, SXU, VA2, VDG2, VXB7, VXB9, VXQ4, VXQ7, VXU1, VX2, WKD6, WKT2, WKT4
	A		91424-Z5F-801	TUBE, FUEL, 4. 5X222 (FKM)	1	1032494 -----	HA2, HHQ4, HXQ4, LHE4, LXQ4, LX2, PA2, PMT2, QAB2, QAE2, QAG, QAG2, QAR2, QA2, QC12, QE, QHB2, QHQ4, QTC2, QW24, QXB7, QXB9, QXC9, QXE4, QXQ4, QXU, RA2, RHQ4, RTB2, RXQ4, SE, SMX2, SXE4, SXQ4, SXU, VA2, VDG2, VXB7, VXB9, VXQ4, VXQ7, VXU1, VX2, WKD6, WKT2, WKT4
	10	L	95002-02080	CLIP, TUBE (B8)	2	----- 1032493	HA2, HHQ4, HXQ4, LHE4, LXQ4, LX2, PA2, PMT2, QAB2, QAE2, QAG, QAG2, QAR2, QA2, QC12, QE, QHB2, QHQ4, QTC2, QW24, QXB7, QXB9, QXC9, QXE4, QXQ4, QXU, RA2, RHQ4, RTB2, RXQ4, SE, SMX2, SXE4, SXQ4, SXU, VA2, VDG2, VXB7, VXB9, VXQ4, VXQ7, VXU1, VX2, WKD6, WKT2, WKT4
	16	D	95002-40800-08	CLAMP, TUBE (D8)	2	1032494 -----	HA2, HHQ4, HXQ4, LHE4, LXQ4, LX2, PA2, PMT2, QAB2, QAE2, QAG, QAG2, QAR2, QA2, QC12, QE, QHB2, QHQ4, QTC2, QW24, QXB7, QXB9, QXC9, QXE4, QXQ4, QXU, RA2, RHQ4, RTB2, RXQ4, SE, SMX2, SXE4, SXQ4, SXU, VA2, VDG2, VXB7, VXB9, VXQ4, VXQ7, VXU1, VX2, WKD6, WKT2, WKT4

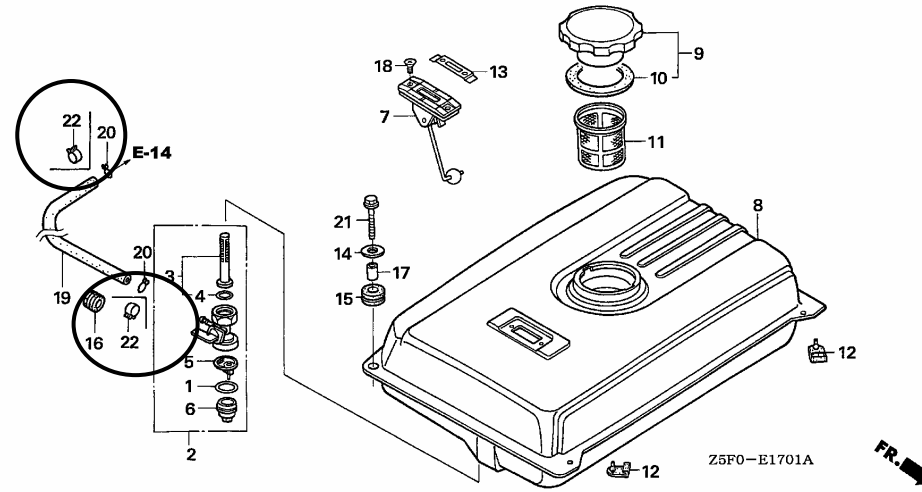
NOTE A:PART NO. CHANGE D:NEWLY PROVIDED E:PART NO.DELETION K:REQUIRED NO. CORRECTION L:APPLICATION SERIAL NO. CORRECTION
T:APPLICATION CORRECTION Z:REMARKS CHANGE

PARTS CATALOGUE NEWS

BOOKNo. : 13Z5F601

Block No.	Ref. No.	Note	Part No.	Description	Reqd. QTY GX 240 U1	Serial No.	Parts catalogue code
-----------	----------	------	----------	-------------	------------------------------	------------	----------------------

E-17-1 FUEL TANK (2)



E-17-1	19		95001-45150-40	TUBE, FUEL, 4.5X150 (95001-45001-60M)	1	----- 1035006	EDS2, EDS6, EDT6
					1	----- 1037325	EN2
	L		95001-45190-40	TUBE, FUEL, 4.5X190 (95001-45001-60M)	1	----- 1033892	EDN2
	A		91424-Z4J-801	TUBE, FUEL, 4.5X150 (FKM)	1	1035007 -----	EDS2, EDS6, EDT6
	A		91424-Z5F-811	TUBE, FUEL, 4.5X190 (FKM)	1	1033893 -----	EDN2
	A		95001-45165-40	TUBE, FUEL, 4.5X165 (95001-45001-60M)	1	1037326 -----	EN2
	20	L	95002-02080	CLIP, TUBE (B8)	2	-----	ED2, EN2
					2	----- 1033892	EDN2
					2	----- 1035006	EDS2, EDS6, EDT6
	22	D	95002-40800-08	CLAMP, TUBE (D8)	2	1033893 -----	EDN2

NOTE A:PART NO. CHANGE D:NEWLY PROVIDED E:PART NO.DELETION K:REQUIRED NO. CORRECTION L:APPLICATION SERIAL NO. CORRECTION
T:APPLICATION CORRECTION Z:REMARKS CHANGE

PARTS CATALOGUE NEWS

BOOKNo. : 13Z5F601

Block No.	Ref. No.	Note	Part No.	Description	Reqd. QTY	Serial No.	Parts catalogue code
					GX 240 U1 2	1035007 -----	EDS2, EDS6, EDT6

NOTE A:PART NO. CHANGE D:NEWLY PROVIDED E:PART NO.DELETION K:REQUIRED NO. CORRECTION L:APPLICATION SERIAL NO. CORRECTION
T:APPLICATION CORRECTION Z:REMARKS CHANGE



PARTS CATALOGUE NEWS

Honda Motor Co., Ltd. Service Division

PARTS CATALOGUE - CORRECTED

Printed in Japan

CODE NO.	BOOKLET TYPE	13Z5F601
	MICRO-FICHE	13Z5F6EA/FA
PARTS CATALOGUE TITLE	GX240U1	
NEWS NO.	010	

Block No.	Ref. No.	Note	Part No.	Description	Reqd. QTY	Serial No.		Parts catalogue code
					GX 240 U1			
E-17-1	19		95001-45180-40	TUBE, FUEL, 4.5X180 (95001-45001-60M)	1	-----	1037324	ED2
	A		91424-Z4K-801	TUBE, FUEL, 4.5X180 (FKM)	1	1037325	-----	ED2
	E		95001-45165-40	*PARTS NO. DELETION				
	D		91424-Z5L-811	TUBE, FUEL, 4.5X165 (FKM)	1	1037326	-----	EN2
	20	L	95002-02080	CLIP, TUBE (B8)	2	-----	1033892	EDN2
					2	-----	1035006	EDS2, EDS6, EDT6
					2	-----	1037324	ED2
					2	-----	1037325	EN2
	22	T	95002-40800-08	CLAMP, TUBE (D8)	2	1033893	-----	EDN2
					2	1035007	-----	EDS2, EDS6, EDT6
					2	1037325	-----	ED2
					2	1037326	-----	EN2

NOTE A:PART NO. CHANGE D:NEWLY PROVIDED E:PART NO. DELETION K:REQUIRED NO. CORRECTION L:APPLICATION SERIAL NO. CORRECTION
T:APPLICATION CORRECTION Z:REMARKS CHANGE



PARTS CATALOGUE NEWS

Honda Motor Co., Ltd. Service Division

PARTS CATALOGUE - CORRECTED

Printed in Japan

CODE NO.	BOOKLET TYPE	13Z5F601
	MICRO-FICHE	13Z5F6EA/FA
PARTS CATALOGUE TITLE	GX240U1	
NEWS NO.	011	

Block No.	Ref. No.	Note	Part No.	Description	Reqd. QTY	Serial No.	Parts catalogue code
E-7	7		13310-ZE2-701	CRANKSHAFT COMP.	1	----- 1028751	EDN2, EDS2, EDS6, EDT6, ED2, EN2
		A	13310-ZE2-702	1	1028752 -----	EDN2, EDS2, EDS6, EDT6, ED2, EN2

NOTE A:PART NO. CHANGE D:NEWLY PROVIDED E:PART NO.DELETION K:REQUIRED NO. CORRECTION L:APPLICATION SERIAL NO. CORRECTION
T:APPLICATION CORRECTION Z:REMARKS CHANGE



PARTS CATALOGUE NEWS

Honda Motor Co., Ltd. Service Division

PARTS CATALOGUE - CORRECTED

Printed in Japan

CODE NO.	BOOKLET TYPE	13Z5F601
	MICRO-FICHE	13Z5F6EA/FA
PARTS CATALOGUE TITLE	GX240U1	
NEWS NO.	012	

Block No.	Ref. No.	Note	Part No.	Description	Reqd. QTY		Serial No.	Parts catalogue code
					GX 240 U1			
E-11	1	T	28400-ZE2-W01ZB	STARTER ASSY., RECOIL *NH1*.....BLACK	1		-----	EDN2, EDS2, EDS6, EDT6, ED2, EN2, HA2, LX2, PA2, PMT2, QAE2, QAG QAR2, QA2, QTC2, QW24, QXC9, RA2, SMX2, SXU, VA2, VTA2, VWC2, VXB7 VXB9, VXQ4, VX2, WKT2
	2	T	28410-ZE2-W01ZB	CASE COMP., RECOIL STARTER *NH1*.....BLACK	1		-----	EDN2, EDS2, EDS6, EDT6, ED2, EN2, HA2, LX2, PA2, PMT2, QAE2, QAG QAR2, QA2, QTC2, QW24, QXC9, RA2, SMX2, SXU, VA2, VTA2, VWC2, VXB7 VXB9, VXQ4, VX2, WKT2
E-12	2	T	19610-ZE2-010ZC	COVER COMP., FAN *NH1*.....BLACK	1		-----	HA2, LX2, PA2, PMT2, QAE2, QAG, QAR2, QA2, QTC2, QW24, QXC9, RA2 SMX2, SXU, VA2, VTA2, VWC2, VXB7, VXQ4, VX2, WKT2
E-17	3	T	17510-ZE2-800ZA	TANK COMP., FUEL *NH1*.....BLACK	1		-----	QW24, WKT2
					1	1016063	-----	HA2, LX2, PA2, PMT2, QAE2, QAG, QAR2, QA2, QTC2, QXC9, RA2, SMX2, SXU VA2, VXB7, VXQ4, VX2

NOTE A:PART NO. CHANGE D:NEWLY PROVIDED E:PART NO.DELETION K:REQUIRED NO. CORRECTION L:APPLICATION SERIAL NO. CORRECTION
T:APPLICATION CORRECTION Z:REMARKS CHANGE



PARTS CATALOGUE NEWS

Honda Motor Co., Ltd. Service Division

PARTS CATALOGUE - CORRECTED

Printed in Japan

CODE NO.	BOOKLET TYPE	13Z5F601
	MICRO-FICHE	13Z5F6EA/FA
PARTS CATALOGUE NEWS	GX240U1	
NEWS NO.	013	

Block No.	Ref. No.	Note	Part No.	Description	Reqd. QTY	Serial No.	Parts catalogue code
E-22	6		16570-ZE2-721	CONTROL ASSY.	1	----- 1073426	VH12, VXU1
		A	16570-ZE2-722	1	1073427 -----	VH12, VXU1

NOTE A:PART NO. CHANGE D:NEWLY PROVIDED E:PART NO.DELETION K:REQUIRED NO. CORRECTION L:APPLICATION SERIAL NO. CORRECTION
T:APPLICATION CORRECTION Z:REMARKS CHANGE



PARTS CATALOGUE NEWS

Honda Motor Co., Ltd. Service Division

PARTS CATALOGUE - CORRECTED

Printed in Japan

CODE NO.	BOOKLET TYPE	13Z5F601
	MICRO-FICHE	13Z5F6EA/FA
PARTS CATALOGUE NEWS	GX240U1	
NEWS NO.	014	

Block No.	Ref. No.	Note	Part No.	Description	Reqd. QTY	Serial No.	Parts catalogue code
E-15-2	6	L	17235-ZH9-N00	NOSE, SILENCER	1	----- 1013658	QXB7, VWC2, VXB7
		T	17235-ZH9-N01	1	-----	QXB9, VXB9
						1	1013659 -----

NOTE A:PART NO. CHANGE D:NEWLY PROVIDED E:PART NO.DELETION K:REQUIRED NO. CORRECTION L:APPLICATION SERIAL NO. CORRECTION
T:APPLICATION CORRECTION Z:REMARKS CHANGE



PARTS CATALOGUE NEWS

Honda Motor Co., Ltd. Service Division

PARTS CATALOGUE - CORRECTED

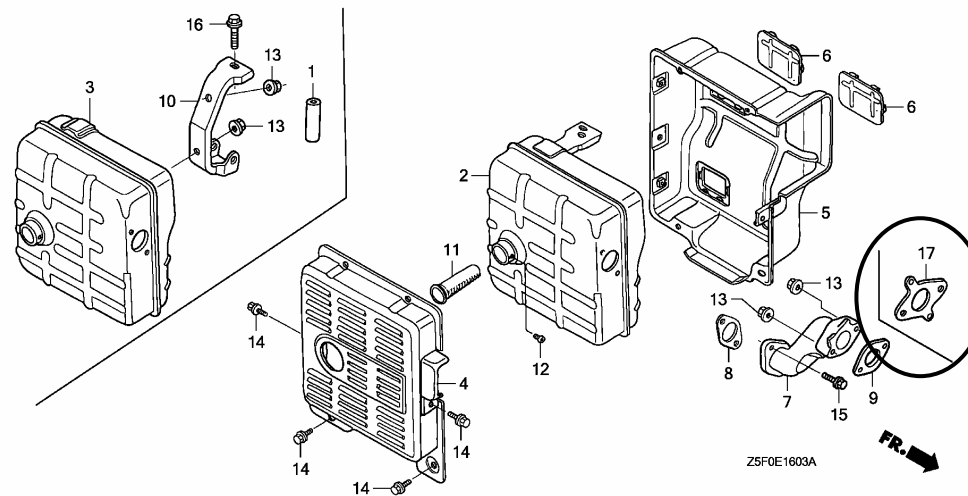
Printed in Japan

CODE NO.	BOOKLET TYPE	13Z5F601
	MICRO-FICHE	13Z5F6EA/FA
PARTS CATALOGUE NEWS	GX240U1	
NEWS NO.	015	

Block No.	Ref. No.	Note	Part No.	Description	Reqd. QTY GX 240 U1	Serial No.	Parts catalogue code
-----------	----------	------	----------	-------------	------------------------------	------------	----------------------

E-16-3 MUFFLER (4)

Ref. No.	(Relative ref. Number)	Description	FRT
9	(17)	GASKET, EXHAUST PIPE	0.2
		3131B5	



E-16-3	9	L	18333-ZE3-800	GASKET, EX. PIPE	1	-----	1112462	EDN2, EDS2, EDS6, EDT6, ED2, EN2
--------	---	---	---------------	------------------------	---	-------	---------	----------------------------------

NOTE A:PART NO. CHANGE D:NEWLY PROVIDED E:PART NO.DELETION K:REQUIRED NO. CORRECTION L:APPLICATION SERIAL NO. CORRECTION
T:APPLICATION CORRECTION Z:REMARKS CHANGE

PARTS CATALOGUE NEWS

BOOKNo. : 13Z5F601

Block No.	Ref. No.	Note	Part No.	Description	Reqd. QTY GX 240 U1	Serial No.	Parts catalogue code
	17	D	18333-ZF6-W01	GASKET, EX. PIPE	1	1112463 -----	EDN2, EDS2, EDS6, EDT6, ED2, EN2

NOTE A:PART NO. CHANGE D:NEWLY PROVIDED E:PART NO.DELETION K:REQUIRED NO. CORRECTION L:APPLICATION SERIAL NO. CORRECTION
T:APPLICATION CORRECTION Z:REMARKS CHANGE



PARTS CATALOGUE NEWS

Honda Motor Co., Ltd. Service Division

PARTS CATALOGUE - CORRECTED

Printed in Japan

CODE NO.	BOOKLET TYPE	13Z5F601
	MICRO-FICHE	13Z5F6EA/FA
PARTS CATALOGUE NEWS	GX240U1	
NEWS NO.	016	

Block No.	Ref. No.	Note	Part No.	Description	Reqd. QTY	Serial No.	Parts catalogue code
E-26	22		91202-805-610	OIL SEAL (PJ30507)	1	----- 1119543	RA2, RHQ4, RTB2, RXQ4
		A	91202-Z2F-801	OIL SEAL, 30X50X7	1	1119544 -----	RA2, RHQ4, RTB2, RXQ4

NOTE A:PART NO. CHANGE D:NEWLY PROVIDED E:PART NO.DELETION K:REQUIRED NO. CORRECTION L:APPLICATION SERIAL NO. CORRECTION
T:APPLICATION CORRECTION Z:REMARKS CHANGE



PARTS CATALOGUE NEWS

Honda Motor Co., Ltd. Service Division

PARTS CATALOGUE - CORRECTED

Printed in Japan

CODE NO.	BOOKLET TYPE	13Z5F601
	MICRO-FICHE	13Z5F6EA/FA
PARTS CATALOGUE NEWS	GX240U1	
NEWS NO.	017	

Block No.	Ref. No.	Note	Part No.	Description	Reqd. QTY	Serial No.	Parts catalogue code
E-3	9	L	90801-ZE2-003	PLUG, SEALING (RUBBER 10MM) ..	1	----- 1026999	HHQ4, LHE4, QC12, QE, QHB2, QHQ4, RHQ4, SE

NOTE A:PART NO. CHANGE D:NEWLY PROVIDED E:PART NO.DELETION K:REQUIRED NO. CORRECTION L:APPLICATION SERIAL NO. CORRECTION
T:APPLICATION CORRECTION Z:REMARKS CHANGE



PARTS CATALOGUE NEWS

Honda Motor Co., Ltd. Service Division

PARTS CATALOGUE - CORRECTED

Printed in Japan

CODE NO.	BOOKLET TYPE	13Z5F601
	MICRO-FICHE	13Z5F6EA/FA
PARTS CATALOGUE NEWS	GX240U1	
NEWS NO.	018	

Block No.	Ref. No.	Note	Part No.	Description	Reqd. QTY GX 240 U1	Serial No.	Parts catalogue code
E-19	8		90201-ZE3-V00	NUT, SPECIAL, 16MM	1	----- 1131467	
		A	90201-ZE3-790	1	1131468	

NOTE A:PART NO. CHANGE D:NEWLY PROVIDED E:PART NO.DELETION K:REQUIRED NO. CORRECTION L:APPLICATION SERIAL NO. CORRECTION
T:APPLICATION CORRECTION Z:REMARKS CHANGE



PARTS CATALOGUE NEWS

Honda Motor Co., Ltd. Service Division

PARTS CATALOGUE - CORRECTED

Printed in Japan

CODE NO.	BOOKLET TYPE	13Z5F601
	MICRO-FICHE	13Z5F6EA/FA
PARTS CATALOGUE NEWS	GX240U1	
NEWS NO.	019	

Block No.	Ref. No.	Note	Part No.	Description	Reqd. QTY GX 240 U1	Serial No.	Parts catalogue code
E-14	6	E	16024-124-761	*PARTS NO. DELETION			
		D	16024-124-760	SCREW SET, DRAIN	1	-----	EDN2, EDS2, EDS6, EDT6, ED2, EN2, VMT2

NOTE A:PART NO. CHANGE D:NEWLY PROVIDED E:PART NO.DELETION K:REQUIRED NO. CORRECTION L:APPLICATION SERIAL NO. CORRECTION
T:APPLICATION CORRECTION Z:REMARKS CHANGE



PARTS CATALOGUE NEWS

Honda Motor Co., Ltd. Service Division

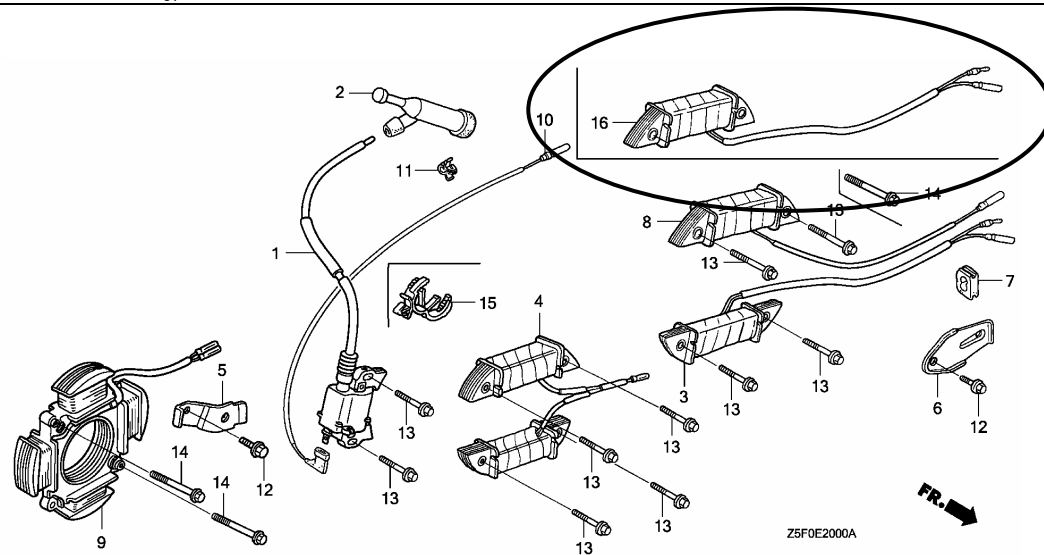
PARTS CATALOGUE - CORRECTED

Printed in Japan

CODE NO.	BOOKLET TYPE	13Z5F601
	MICRO-FICHE	13Z5F6EA/FA
PARTS CATALOGUE NEWS	GX240U1	
NEWS NO.	020	

Block No.	Ref. No.	Note	Part No.	Description	Reqd. QTY GX 240 U1	Serial No.	Parts catalogue code
-----------	----------	------	----------	-------------	------------------------------	------------	----------------------

E-20 IGNITION COIL



E-20 3 E 31510-ZE1-811 *PARTS NO. DELETION

NOTE A:PART NO. CHANGE D:NEWLY PROVIDED E:PART NO.DELETION K:REQUIRED NO. CORRECTION L:APPLICATION SERIAL NO. CORRECTION
T:APPLICATION CORRECTION Z:REMARKS CHANGE

PARTS CATALOGUE NEWS

BOOKNo. : 13Z5F601

Block No.	Ref. No.	Note	Part No.	Description	Reqd. QTY	Serial No.	Parts catalogue code
	16	D	31510-ZE1-811	COIL ASSY., LAMP (12V/25W) ...	1	-----	EDN2, ED2, EN2

NOTE A:PART NO. CHANGE D:NEWLY PROVIDED E:PART NO.DELETION K:REQUIRED NO. CORRECTION L:APPLICATION SERIAL NO. CORRECTION
T:APPLICATION CORRECTION Z:REMARKS CHANGE



PARTS CATALOGUE NEWS

Honda Motor Co., Ltd. Service Division

Printed in Japan

February 08, 2007

CODE NO.	BOOKLET TYPE	13Z5F601
	MICRO- FICHE	13Z5F6EA/FA
PARTS CATALOGUE NEWS	GX240U1	
NEWS NO.	021	

GX240U1-VWS TYPE sales information

NOTE: This Parts Catalogue News explains only the parts of the different model that are produced to conform to addition of the GX240U1-VWS type.

As for the parts not listed on this Parts Catalogue News, use the parts of the GX240U1-VMT2 type.

BOOKNo. : 13Z5F601

• **Models, parts catalogue codes and applicable serial numbers**

Model	Type		Parts catalogue type	Applicable engine serial No.	Applicable carburetor identification No.
GX240U1	VMT2	Base type	VMT2	GCAKK-1000001~	BE72C B BE72L A
	VWS	Additional type	VWS		BE72L A

• **Features of each type**

		Base type	Additional type
Model		GX240U1	
Type		VMT2	VWS
Crankshaft	25mm Ø Straight		
	25.4mm Ø Straight		
	20mm Ø Spline		
	M20 Stepped thread		
	1" Thread		
	1/5" Tapered		
	3/16" Tapered	●	●
Coil	Lamp coil (12V-25W)		
	Lamp coil (12V-50W)		
	Charge coil (1A)		
	Charge coil (3A)		
	Charge coil (12V/18A)		
Reduction			
Starter motor			

PARTS CATALOGUE NEWS

BOOKNo. : 13Z5F601

Block No.	Ref. No.	Part No.	Description	Reqd. QTY	Base Part No.	Parts catalogue code
				GX 240 UI		
E-2	13	90018-ZK6-P10	BOLT, STUD, 8X22	2	90047-ZE3-791	
	15		BOLT, FLANGE, 10X80	0	95725-10080-00	
		95701-10080-00	4		
E-3	1	12000-ZE2-406	BARREL ASSY., CYLINDER (ALERT)	1	12000-ZE2-408	
	4	31161-ZE2-000	CORD, EARTH	1		
	16		BEARING, RADIAL BALL, 6202 ...	0	96100-62020-00	
E-6	1	11300-ZH9-S50	COVER ASSY., CRANKCASE	1	11400-ZE2-603	
	6	16510-ZE2-000	GOVERNOR ASSY.	1	16510-ZE2-811	
	8	16512-ZE2-000	HOLDER, GOVERNOR WEIGHT	1	16512-ZE2-811	
	11		CLIP, GOVERNOR HOLDER	(0)	90602-896-000	
	16		BEARING, RADIAL BALL, 6202 ...	0	96100-62020-00	
E-7	6		CRANKSHAFT COMP.	0	13320-ZE2-672	
		13310-ZE2-672	1		
	8		WEIGHT, BALANCER	0	13351-ZE2-010	
E-8	1		RING SET, PISTON (0.25) (TEIKOKU)	(0)	13011-ZE2-921	
			RING SET, PISTON (0.25) (NIPPON)	(0)	13011-ZE2-922	
			RING SET, PISTON (0.50) (TEIKOKU)	(0)	13012-ZE2-921	
			RING SET, PISTON (0.50) (NIPPON)	(0)	13012-ZE2-922	
			RING SET, PISTON (0.75) (TEIKOKU)	(0)	13013-ZE2-921	
			RING SET, PISTON (0.75) (NIPPON)	(0)	13013-ZE2-922	
	2		PISTON (0.25)	(0)	13102-ZE2-W00	

PARTS CATALOGUE NEWS

BOOKNo. : 13Z5F601

Block No.	Ref. No.	Part No.	Description	Reqd. QTY	Base Part No.	Parts catalogue code
				GX 240 UI		
			PISTON (0.50)	(0)	13103-ZE2-W00	
			PISTON (0.75)	(0)	13104-ZE2-W00	
	4		ROD ASSY., CONNECTING (0.25 UNDER SIZE)	(0)	13200-ZE2-305	
E-12	1		CLIP, TUBE	0	16731-ZE2-003	
	2	19610-ZE2-700ZM	COVER COMP., FAN *NH105*...MAT BLACK (#15-#20)	1	19610-ZE2-010ZG	
	6		SWITCH ASSY., ENGINE STOP	0	36100-ZF6-P81	
	8	81329-567-020	GROMMET, DRAIN HOLE	1		
	10	90654-SA4-003	CLIP, WIRE HARNESS, 6MM(WHITE)	2		
E-14	17	16260-ZE2-722	STAY ASSY., MANUAL CHOKE	1	16260-ZE3-D21	
	26	16611-ZE2-711	ROD, CHOKE CONTROL	1		
	49		ROD, CHOKE CONTROL	0	16611-ZE3-D21	
E-16-1	8		ARRESTER, SPARK	(0)	18355-ZE2-010	
	9		GASKET, MUFFLER (ARRESTER) ...	(0)	18381-ZE2-W10	
	20		SCREW, TAPPING, 4X6	(0)	90055-ZE1-000	
E-17-1	1	16173-001-004	PACKING, FUEL STRAINER CUP ...	1		
	2	16950-ZB4-015	COCK ASSY., FUEL	1		
	3	16952-ZB4-005	SCREEN, FUEL STRAINER	1		
	4	16958-397-771	O-RING	1		
	5	16959-471-831	FILTER, CUP	1		
	6	16967-GA6-671	CUP, FUEL STRAINER	1		
	7	17505-ZB2-003	METER ASSY., FUEL	1		
	9	17620-899-013	CAP COMP., FUEL FILLER	1		
	10	17631-899-000	PACKING, FUEL FILLER CAP	1		

PARTS CATALOGUE NEWS

BOOKNo. : 13Z5F601

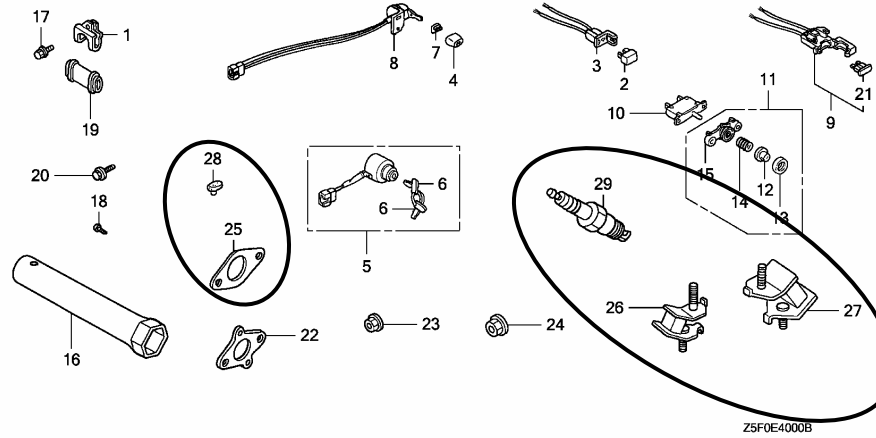
Block No.	Ref. No.	Part No.	Description	Reqd. QTY	Base Part No.	Parts catalogue code
				GX 240 U1		
	11	17670-899-000	FILTER COMP., FUEL	1		
	14	90503-898-000	WASHER, TANK CUSHION	4		
	15	90851-898-000	RUBBER, TANK CUSHION	4		
	16	90854-ZB2-000	RUBBER, FUEL (9X15X10)	1		
	17	91551-898-000	COLLAR, TANK CUSHION	4		
	19	91424-Z5L-811	TUBE, FUEL, 4.5X165(FKM)	1		
	22	95002-40800-08	CLAMP, TUBE (D8)	2		
E-20	10	36101-ZE2-701	CORD, STOP SWITCH (430MM)	1	36101-ZE1-010	
	11	36103-ZE1-000	HOLDER, STOP SWITCH CORD	1		
	15		CLIP, HARNESS	0	90684-ZA0-601	
E-28	2	87516-ZH7-000	MARK, OPERATOR CAUTION (ENGLISH) (MADE IN JAPAN)	1		
	3	87521-ZE2-W04	EMBLEM (GX240)	1	87521-ZE2-W03	

PARTS CATALOGUE NEWS

BOOKNo. : 13Z5F601

Block No.	Ref. No.	Part No.	Description	Reqd. QTY GX 240 UI	Base Part No.	Parts catalogue code
-----------	----------	----------	-------------	------------------------------	---------------	----------------------

E-40 OTHER PARTS (1)



E-40	16	89216-ZB4-000	WRENCH, PLUG	1		
	17	90013-883-000	BOLT, FLANGE, 6X12 (CT200)	1		
	20	95701-08020-00	BOLT, FLANGE, 8X20	2		
	23		NUT, FLANGE, 6MM	0	94050-06000	
	25	18333-ZB4-800	GASKET, EX. PIPE	1		
	26	68325-ZB4-000	RUBBER, BOTTOM	2		
	27	68325-899-000	RUBBER, BOTTOM	2		
	28	76122-952-000	STOPPER, DISCHARGE GUARD	4		
	29	98079-55846	PLUG, SPARK (BPR5ES) (NGK)	1		
E-40-1	1		MARK, OPERATOR CAUTION (ENGLISH) (MADE IN JAPAN)	0	87516-ZH7-000	
	2		MARK, OPERATOR CAUTION (PICTOGRAPH) (MADE IN JAPAN)	(0)	87516-ZH7-810	

PARTS CATALOGUE NEWS

BOOKNo. : 13Z5F601

Block No.	Ref. No.	Part No.	Description	Reqd. QTY	Base Part No.	Parts catalogue code
	5		MARK, THROTTLE INDICATION	0	87532-ZH7-000	
	6	87533-ZC0-630	MARK, AIR CLEANER	1		
	7	87539-898-620	MARK, EX. CAUTION (ENGLISH/FRENCH)	1		

March 17, 2007



PARTS CATALOGUE NEWS

Honda Motor Co., Ltd. Service Division

PARTS CATALOGUE - CORRECTED

Printed in Japan

CODE NO.	BOOKLET TYPE	13Z5F601
	MICRO- FICHE	13Z5F6EA/FA
PARTS CATALOGUE NEWS	GX240U1	
NEWS NO.	022	

GX240U1-WKK2 TYPE sales information

NOTE: This Parts Catalogue News explains only the parts of the different model that are produced to conform to addition of the GX240U1-WKK2 type.

As for the parts not listed on this Parts Catalogue News, use the parts of the GX240U1-WKT2 type.

BOOKNo. : 13Z5F601

• **Models, parts catalogue codes and applicable serial numbers**

Model	Type		Parts catalogue type	Applicable engine serial No.	Applicable carburetor identification No.
GX240U1	WKT2	Base type	WKT2	GCAKK-1000001~	BE70B B
	WKK2	Additional type	WKK2		

• **Features of each type**

		Base type	Additional type
Model		GX240U1	
Specifications		WKT2	WKK2
Crankshaft	25mm Ø Straight		
	25.4mm Ø Straight		
	20mm Ø Spline		
	M20 Stepped thread	●	●
	1" Thread		
	1/5" Tapered		
	3/16" Tapered		
Coil	Lamp coil (12V-25W)		
	Lamp coil (12V-50W)		
	Charge coil (1A)		
	Charge coil (3A)		
	Charge coil (12V/18A)		
Reduction			
Starter motor			

PARTS CATALOGUE NEWS

BOOKNo. : 13Z5F601

Block No.	Ref. No.	Part No.	Description	Reqd. QTY		Base Part No.	Parts catalogue code	
				GX 240 UI				
E-2	15		BOLT, FLANGE, 10X80	0		95725-10080-00		
		95701-10080-00	4				
E-11	1		STARTER ASSY., RECOIL *NH1*..... BLACK	0		28400-ZE2-W01ZB		
	2		CASE COMP., RECOIL STARTER *NH1*..... BLACK	0		28410-ZE2-W01ZB		
E-12	2		COVER COMP., FAN *NH1*..... BLACK	0		19610-ZE2-010ZC		
E-16	1	18310-ZE2-013	MUFFLER COMP.	1				
	2	18320-ZE2-P30	PROTECTOR, R. MUFFLER (STD.) .	1				
	3	18325-ZE2-P30	PROTECTOR, L. MUFFLER (STD.) .	1				
	4	18330-ZE2-000	PIPE, EX.	1				
	6	18333-ZE3-800	GASKET, EX. PIPE	1				
	8	18355-ZE2-010	ARRESTER, SPARK	1				
	10	18381-ZE2-W10	GASKET, MUFFLER (ARRESTER) ...	1				
	11	90050-ZE1-000	SCREW, TAPPING, 5X8	6				
	12	90050-ZE1-000	SCREW, TAPPING, 5X8	1				
		90055-ZE1-000	SCREW, TAPPING, 4X6	(1)				
	14	94050-08000	NUT, FLANGE, 8MM	5				
	E-16-1	2		MUFFLER COMP.	0		18310-ZE2-W00	
		3		PROTECTOR COMP., MUFFLER (STD.)	0		18320-ZE2-W01	
		5		PIPE, EX.	0		18330-ZE2-W00	
7			GASKET, EX. PIPE	0		18333-ZE3-800		
8			ARRESTER, SPARK	0		18355-ZE2-010		
9			GASKET, MUFFLER (ARRESTER) ...	0		18381-ZE2-W10		

PARTS CATALOGUE NEWS

BOOKNo. : 13Z5F601

Block No.	Ref. No.	Part No.	Description	Reqd. QTY	Base Part No.	Parts catalogue code
				GX 240 U1		
	18		SCREW, TAPPING, 5X8	0	90050-ZE1-000	
	20		SCREW, TAPPING, 5X8	0	90050-ZE1-000	
	27		NUT, FLANGE, 8MM	0	94050-08000	
E-17	3		TANK COMP., FUEL *NH31*. MCKINLEY WHITE	0	17510-ZE2-800ZC	
		17510-ZE2-801ZC	*NH31*. MCKINLEY WHITE	1	17510-ZE2-800ZA	
E-20	1	30500-ZF6-W03	COIL ASSY., IGNITION	1	30500-ZF6-W02	
E-28	3	87521-ZE2-W04	EMBLEM (GX240)	1	87521-ZE2-W03	



PARTS CATALOGUE NEWS

Honda Motor Co., Ltd. Service Division

PARTS CATALOGUE - CORRECTED

Printed in Japan

CODE NO.	BOOKLET TYPE	13Z5F601
	MICRO-FICHE	13Z5F6EA/FA
PARTS CATALOGUE NEWS	GX240U1	
NEWS NO.	023	

Block No.	Ref. No.	Note	Part No.	Description	Reqd. QTY	Serial No.	Parts catalogue code
					GX 240 U1		
E-16-1	14	T	18437-ZF6-W40	STAY, MUFFLER COVER	(1)	-----	HHQ4, LHE4, QHB2, QHQ4, QW24, RHQ4, WKT4
	15	T	18438-ZF6-W40	PLATE, SET	(1)	-----	HHQ4, LHE4, QHB2, QHQ4, QW24, RHQ4, WKT4
	21	T	90050-ZE1-000	SCREW, TAPPING, 5X8	(1)	-----	HHQ4, LHE4, QHB2, QHQ4, QW24, RHQ4, WKT4
	25	T	93891-05012-00	SCREW-WASHER, 5X12	(1)	-----	HHQ4, LHE4, QHB2, QHQ4, QW24, RHQ4, WKT4
	29	T	94111-05000	WASHER, SPRING, 5MM	(1)	-----	HHQ4, LHE4, QHB2, QHQ4, QW24, RHQ4, WKT4

NOTE A:PART NO. CHANGE D:NEWLY PROVIDED E:PART NO.DELETION K:REQUIRED NO. CORRECTION L:APPLICATION SERIAL NO. CORRECTION
T:APPLICATION CORRECTION Z:REMARKS CHANGE



PARTS CATALOGUE NEWS

Honda Motor Co., Ltd. Service Division

PARTS CATALOGUE - CORRECTED

Printed in Japan

CODE NO.	BOOKLET TYPE	13Z5F601
	MICRO-FICHE	13Z5F6EA/FA
PARTS CATALOGUE NEWS	GX240U1	
NEWS NO.	024	

Block No.	Ref. No.	Note	Part No.	Description	Reqd. QTY	Serial No.	Parts catalogue code		
					GX 240 U1				
E-17	3		17510-ZK2-880ZA	TANK COMP., FUEL	1	----- 1162085	VXB9		
				NH1..... BLACK					
			17510-ZK2-880ZB	*NH105*... MAT BLACK (#15-#20)					
			17510-ZK2-880ZC	*NH31*..... MCKINLEY WHITE					
			A	17510-ZK2-881ZA				*NH1*..... BLACK	1162086
			A	17510-ZK2-881ZB				*NH105*... MAT BLACK (#15-#20)	1162086
A	17510-ZK2-881ZC	*NH31*..... MCKINLEY WHITE	1162086						

NOTE A:PART NO. CHANGE D:NEWLY PROVIDED E:PART NO. DELETION K:REQUIRED NO. CORRECTION L:APPLICATION SERIAL NO. CORRECTION
 T:APPLICATION CORRECTION Z:REMARKS CHANGE



PARTS CATALOGUE NEWS

Honda Motor Co., Ltd. Service Division

PARTS CATALOGUE - CORRECTED

Printed in Japan

CODE NO.	BOOKLET TYPE	13Z5F601
	MICRO-FICHE	13Z5F6EA/FA
PARTS CATALOGUE NEWS	GX240U1	
NEWS NO.	025	

Block No.	Ref. No.	Note	Part No.	Description	Reqd. QTY	Serial No.	Parts catalogue code
E-2	15	L	95725-10080-00	BOLT, FLANGE, 10X80	4	----- 1167470	EDN2, EDS2, EDS6, EDT6, ED2, EN2, HA2, HHQ4, HXQ4, LHE4, LXQ4, LX2 PA2, PMT2, QAB2, QAE2, QAG, QAG2, QAR2, QA2, QC12, QE, QHB2, QHQ4 QTC2, QW24, QXB7, QXB9, QXC9, QXE4, QXQ4, QXU, RA2, RHQ4, RTB2, RXQ4 SE, SMX2, SXE4, SXQ4, SXU, VA2, VDG2, VH12, VMT2, VTA2, VWC2, VXB7 VXB9, VXQ4, VXQ7, VXU1, VX2, WKD6, WKT2, WKT4
			T	95701-10080-00	4	-----
							4

PARTS NAME CORRECTED

E-14-1	9	Z	16100-ZE2-W71	CARBURETOR ASSY. (BE70B B/C)	1	-----	HA2, HHQ4, HXQ4, LHE4, LXQ4, LX2, PA2, PMT2, QAB2, QAE2, QAG, QAG2 QAR2, QA2, QC12, QHB2, QHQ4, QTC2, QW24, QXB7, QXB9, QXE4, QXQ4, QXU RA2, RHQ4, RTB2, RXQ4, SMX2, SXE4, SXQ4, SXU, VA2, VDG2, VH12, VTA2 VWC2, VXB7, VXB9, VXQ4, VXQ7, VXU1, VX2, WKD6, WKK2, WKT2, WKT4
	30		99204-ZE0-0400	JET SET, PILOT, #40	1	-----	QXC9

NOTE A:PART NO. CHANGE D:NEWLY PROVIDED E:PART NO. DELETION K:REQUIRED NO. CORRECTION L:APPLICATION SERIAL NO. CORRECTION
T:APPLICATION CORRECTION Z:REMARKS CHANGE

PARTS CATALOGUE NEWS

BOOKNo. : 13Z5F601

Block No.	Ref. No.	Note	Part No.	Description	Reqd. QTY		Serial No.	Parts catalogue code
					GX 240 U1			
				(CARBURETOR NO.)	1		----- BE70B B	HA2, HHQ4, HXQ4, LHE4, LXQ4, LX2, PA2, PMT2, QAB2, QAE2, QAG, QAG2, QAR2, QA2, QC12, QHB2, QHQ4, QTC2, QW24, QXB7, QXB9, QXE4, QXQ4, QXU, RA2, RHQ4, RTB2, RXQ4, SMX2, SXE4, SXQ4, SXU, VA2, VDG2, VH12, VTA2, VWC2, VXB7, VXB9, VXQ4, VXQ7, VXU1, VX2, WKD6, WKK2, WKT2, WKT4
	A		99204-ZA0-0400	(CARBURETOR NO.)	1		BE70B C -----	HA2, HHQ4, HXQ4, LHE4, LXQ4, LX2, PA2, PMT2, QAB2, QAE2, QAG, QAG2, QAR2, QA2, QC12, QHB2, QHQ4, QTC2, QW24, QXB7, QXB9, QXE4, QXQ4, QXU, RA2, RHQ4, RTB2, RXQ4, SMX2, SXE4, SXQ4, SXU, VA2, VDG2, VH12, VTA2, VWC2, VXB7, VXB9, VXQ4, VXQ7, VXU1, VX2, WKD6, WKK2, WKT2, WKT4
E-17	3		17510-ZE2-800ZA	TANK COMP., FUEL *NH1*..... BLACK	1		----- 1161304	QW24, WKT2
					1	1016063	1161304	HA2, LX2, PA2, PMT2, QAE2, QAG, QAR2, QA2, QTC2, QXC9, RA2, SMX2, SXU, VA2, VXB7, VXQ4, VX2
			17510-ZE2-800ZB	*NH105*... MAT BLACK (#15-#20)	1	1016063	1161304	VXB7
	L		17510-ZE2-800ZC	*NH31*..... MCKINLEY WHITE	1		----- 1161304	QXB9
					1	1016063	1161304	HA2, HHQ4, HXQ4, LHE4, LXQ4, LX2, PA2, QAB2, QAE2, QAG, QAG2, QAR2, QA2, QC12, QE, QHB2, QHQ4, QTC2, QXB7, QXC9, QXE4, QXQ4, QXU, RA2, RHQ4, RTB2, RXQ4, SE, SMX2, SXE4, SXQ4, SXU, VA2, VDG2, VXB7, VXQ4, VXQ7, VXU1, VX2, WKD6, WKT2, WKT4
	A		17510-ZE2-801ZA	*NH1*..... BLACK	1	1161305	-----	HA2, LX2, PA2, PMT2, QAE2, QAG, QAR2, QA2, QTC2, QW24, QXC9, RA2, SMX2, SXU, VA2, VXB7, VXQ4, VX2, WKT2
	A		17510-ZE2-801ZB	*NH105*... MAT BLACK (#15-#20)	1	1161305	-----	VXB7
	T		17510-ZE2-801ZC	*NH31*..... MCKINLEY WHITE	1		-----	WKK2
					1	1161305	-----	HA2, HHQ4, HXQ4, LHE4, LXQ4, LX2, PA2, QAB2, QAE2, QAG, QAG2, QAR2, QA2, QC12, QE, QHB2, QHQ4, QTC2, QXB7, QXB9, QXC9, QXE4, QXQ4, QXU, RA2, RHQ4, RTB2, RXQ4, SE, SMX2, SXE4, SXQ4, SXU, VA2, VDG2, VXB7, VXQ4, VXQ7, VXU1, VX2, WKD6, WKT2, WKT4
E-28	2	T	87516-ZH7-000	MARK, OPERATOR CAUTION (ENGLISH) (MADE IN JAPAN)	1		-----	EDN2, EDS2, EDS6, EDT6, ED2, EN2, VH12, VTA2
	3	L	87521-ZE2-W03	EMBLEM (GX240 HONDA 8.0)	1		----- 1167470	EDN2, EDS2, EDS6, EDT6, ED2, EN2, HA2, HHQ4, HXQ4, LHE4, LXQ4, LX2, PA2, PMT2, QAB2, QAE2, QAG, QAG2, QAR2, QA2, QC12, QE, QHB2, QHQ4, QTC2, QW24, QXB7, QXB9, QXC9, QXE4, QXQ4, QXU, RA2, RHQ4, RTB2, RXQ4, SE, SMX2, SXE4, SXQ4, SXU, VA2, VDG2, VH12, VMT2, VTA2, VWC2, VXB7, VXB9, VXQ4, VXQ7, VXU1, VX2, WKD6, WKT2, WKT4
		T	87521-ZE2-W04	EMBLEM (GX240)	1		-----	VWS, WKK2

NOTE A:PART NO. CHANGE D:NEWLY PROVIDED E:PART NO. DELETION K:REQUIRED NO. CORRECTION L:APPLICATION SERIAL NO. CORRECTION
T:APPLICATION CORRECTION Z:REMARKS CHANGE

PARTS CATALOGUE NEWS

BOOKNo. : 13Z5F601

Block No.	Ref. No.	Note	Part No.	Description	Reqd. QTY		Serial No.	Parts catalogue code
					GX 240 U1			
					1		1167471 -----	EDN2, EDS2, EDS6, EDT6, ED2, EN2, HA2, HHQ4, HXQ4, LHE4, LXQ4, LX2 PA2, PMT2, QAB2, QAE2, QAG, QAG2, QAR2, QA2, QC12, QE, QHB2, QHQ4 QTC2, QW24, QXB7, QXB9, QXC9, QXE4, QXQ4, QXU, RA2, RHQ4, RTB2, RXQ4 SE, SMX2, SXE4, SXQ4, SXU, VA2, VDG2, VH12, VMT2, VTA2, VWC2, VXB7 VXB9, VXQ4, VXQ7, VXU1, VX2, WKD6, WKT2, WKT4
E-40-1	1	T	87516-ZH7-000	MARK, OPERATOR CAUTION (ENGLISH) (MADE IN JAPAN)	1		-----	QHB2, QW24, VMT2, VWC2, VWS

NOTE A:PART NO. CHANGE D:NEWLY PROVIDED E:PART NO. DELETION K:REQUIRED NO. CORRECTION L:APPLICATION SERIAL NO. CORRECTION
T:APPLICATION CORRECTION Z:REMARKS CHANGE



PARTS CATALOGUE NEWS

Honda Motor Co., Ltd. Service Division

PARTS CATALOGUE - CORRECTED

Printed in Japan

CODE NO.	BOOKLET TYPE	13Z5F601
	MICRO- FICHE	13Z5F6EA/FA
PARTS CATALOGUE NEWS	GX240U1	
NEWS NO.	026	

Block No.	Ref. No.	Note	Part No.	Description	Reqd. QTY	Serial No.	Parts catalogue code
					GX 240 U1		
E-3	5		34150-ZH7-003	ALERT UNIT, OIL	1	-----	EDS6, HXQ4, QAB2, QW24, RTB2, VA2, VDG2, VWC2, VXQ7, VXU1, VX2
					1	----- 1178305	EDN2, EDS2, EDT6, ED2, EN2, HA2, LXQ4, LX2, PA2, PMT2, QAG, QAG2, QA2, QTC2, QXB7, QXB9, QXC9, QXQ4, QXU, RA2, RXQ4, SMX2, SXQ4, SXU, VH12, VMT2, VTA2, VWS, VXB7, VXB9, VXQ4, WKD6, WKK2, WKT2, WKT4
		A	34150-ZH7-013	1	1178306 -----	EDN2, EDS2, EDT6, ED2, EN2, HA2, LXQ4, LX2, PA2, PMT2, QAG, QAG2, QA2, QTC2, QXB7, QXB9, QXC9, QXQ4, QXU, RA2, RXQ4, SMX2, SXQ4, SXU, VH12, VMT2, VTA2, VWS, VXB7, VXB9, VXQ4, WKD6, WKK2, WKT2, WKT4
E-14	17		16260-ZE2-722	STAY ASSY., MANUAL CHOKE	1	-----	EDS6
					1	----- 1178310	EDN2, EDS2, EDT6, ED2, EN2, VWS
					1	----- 1174359	VMT2
					1	1178311 -----	EDN2, EDS2, EDT6, ED2, EN2, VWS
					1	1174360 -----	VMT2
					1	-----	EDS6
	25		16400-ZE2-703	DIAPHRAGM ASSY.	1	-----	EDS6
					1	----- 1174359	VMT2
					1	----- 1178310	EDN2, EDS2, EDT6, ED2, EN2, VWS

NOTE A:PART NO. CHANGE D:NEWLY PROVIDED E:PART NO.DELETION K:REQUIRED NO. CORRECTION L:APPLICATION SERIAL NO. CORRECTION
T:APPLICATION CORRECTION Z:REMARKS CHANGE

PARTS CATALOGUE NEWS

BOOKNo. : 13Z5F601

Block No.	Ref. No.	Note	Part No.	Description	Reqd. QTY		Serial No.	Parts catalogue code
					GX 240 U1			
		A	16400-ZE2-704	1		1174360 -----	VMT2
					1		1178311 -----	EDN2, EDS2, EDT6, ED2, EN2, VWS
E-20	1	L	30500-ZF6-W02	COIL ASSY., IGNITION	1		----- 1167470	EDN2, EDS2, EDS6, EDT6, ED2, EN2, HA2, HHQ4, HXQ4, LHE4, LXQ4, LX2 PA2, PMT2, QAB2, QAE2, QAG, QAG2, QAR2, QA2, QC12, QE, QHB2, QHQ4 QTC2, QW24, QXB7, QXB9, QXC9, QXE4, QXQ4, QXU, RA2, RHQ4, RTB2, RXQ4 SE, SMX2, SXE4, SXQ4, SXU, VA2, VDG2, VH12, VMT2, VTA2, VWC2, VWS VXB7, VXB9, VXQ4, VXQ7, VXU1, VX2, WKD6, WKT2, WKT4
		T	30500-ZF6-W03	1		-----	WKK2
					1		1167471 -----	EDN2, EDS2, EDS6, EDT6, ED2, EN2, HA2, HHQ4, HXQ4, LHE4, LXQ4, LX2 PA2, PMT2, QAB2, QAE2, QAG, QAG2, QAR2, QA2, QC12, QE, QHB2, QHQ4 QTC2, QW24, QXB7, QXB9, QXC9, QXE4, QXQ4, QXU, RA2, RHQ4, RTB2, RXQ4 SE, SMX2, SXE4, SXQ4, SXU, VA2, VDG2, VH12, VMT2, VTA2, VWC2, VWS VXB7, VXB9, VXQ4, VXQ7, VXU1, VX2, WKD6, WKT2, WKT4
	8		31630-ZE1-003	COIL ASSY., CHARGE (1A)	1		----- 1167590	EDS2, EDS6, LHE4, QXE4, SXE4
			31630-ZE2-841	COIL ASSY., CHARGE (3A)	1		----- 1167174	QAE2
		A	31630-ZE1-013	COIL ASSY., CHARGE (1A)	1		1167591 -----	EDS2, EDS6, LHE4, QXE4, SXE4
		A	31630-ZE2-842	COIL ASSY., CHARGE (3A)	1		1167175 -----	QAE2
E-23	9		34150-ZH7-003	ALERT UNIT, OIL	1		----- 1178305	QAR2
		A	34150-ZH7-013	1		1178306 -----	QAR2
E-23-1	10		34150-ZH7-003	ALERT UNIT, OIL	1		----- 1178305	QAE2, QXE4, SXE4
		A	34150-ZH7-013	1		1178306 -----	QAE2, QXE4, SXE4

NOTE A:PART NO. CHANGE D:NEWLY PROVIDED E:PART NO.DELETION K:REQUIRED NO. CORRECTION L:APPLICATION SERIAL NO. CORRECTION
T:APPLICATION CORRECTION Z:REMARKS CHANGE



PARTS CATALOGUE NEWS

Honda Motor Co., Ltd. Service Division

PARTS CATALOGUE - CORRECTED

Printed in Japan

CODE NO.	BOOKLET TYPE	13Z5F601
	MICRO- FICHE	13Z5F6EA/FA
PARTS CATALOGUE NEWS	GX240U1	
NEWS NO.	027	

Block No.	Ref. No.	Note	Part No.	Description	Reqd. QTY	Serial No.		Parts catalogue code
					GX 240 U1			
E-11	1	T	28400-ZE2-W01ZB	STARTER ASSY., RECOIL *NH1*..... BLACK	1	-----	-----	EDN2, EDS2, EDS6, EDT6, ED2, EN2, HA2, LX2, PA2, PMT2, QAE2, QAG QAR2, QA2, QTC2, QW24, QXC9, RA2, SMX2, SXU, VA2, VTA2, VWC2, VXB7 VXB9, VXQ4, VX2, WKK2, WKT2
	2	T	28410-ZE2-W01ZB	CASE COMP., RECOIL STARTER *NH1*..... BLACK	1	-----	-----	EDN2, EDS2, EDS6, EDT6, ED2, EN2, HA2, LX2, PA2, PMT2, QAE2, QAG QAR2, QA2, QTC2, QW24, QXC9, RA2, SMX2, SXU, VA2, VTA2, VWC2, VXB7 VXB9, VXQ4, VX2, WKK2, WKT2
E-12	2	T	19610-ZE2-010ZC	COVER COMP., FAN *NH1*..... BLACK	1	-----	-----	HA2, LX2, PA2, PMT2, QAE2, QAG, QAR2, QA2, QTC2, QW24, QXC9, RA2 SMX2, SXU, VA2, VTA2, VWC2, VXB7, VXQ4, VX2, WKK2, WKT2
E-17	3	T	17510-ZE2-801ZA	TANK COMP., FUEL *NH1*..... BLACK	1	-----	-----	WKK2
					1	1161305	-----	HA2, LX2, PA2, PMT2, QAE2, QAG, QAR2, QA2, QTC2, QW24, QXC9, RA2 SMX2, SXU, VA2, VXB7, VXQ4, VX2, WKT2
E-23-1	1		31610-Z5K-801ZA	BOX ASSY., CONTROL (EXP-ALERT) *R280*..... POWER RED	1	-----	1178305	QXE4, SXE4
					1	1178306	-----	QXE4, SXE4
	11		35100-ZE2-023	SWITCH ASSY., COMBINATION	1	-----	1178305	LHE4, QXE4, SXE4

NOTE A:PART NO. CHANGE D:NEWLY PROVIDED E:PART NO. DELETION K:REQUIRED NO. CORRECTION L:APPLICATION SERIAL NO. CORRECTION
T:APPLICATION CORRECTION Z:REMARKS CHANGE

PARTS CATALOGUE NEWS

BOOKNo. : 13Z5F601

Block No.	Ref. No.	Note	Part No.	Description	Reqd. QTY GX 240 U1	Serial No.	Parts catalogue code
		A	35100-ZE2-033	1	1178306 -----	LHE4, QXE4, SXE4

NOTE A:PART NO. CHANGE D:NEWLY PROVIDED E:PART NO.DELETION K:REQUIRED NO. CORRECTION L:APPLICATION SERIAL NO. CORRECTION
T:APPLICATION CORRECTION Z:REMARKS CHANGE



PARTS CATALOGUE NEWS

Honda Motor Co., Ltd. Service Division

PARTS CATALOGUE - CORRECTED

Printed in Japan

CODE NO.	BOOKLET TYPE	13Z5F601
	MICRO- FICHE	13Z5F6EA/FA
PARTS CATALOGUE NEWS	GX240U1	
NEWS NO.	028	

Block No.	Ref. No.	Note	Part No.	Description	Reqd. QTY	Serial No.	Parts catalogue code
					GX 240 U1		
E-3	2		15510-ZE2-043	SWITCH ASSY., OIL LEVEL	1	-----	EDS6, HXQ4, QAB2, QW24, RTB2, VA2, VDG2, VWC2, VXQ7, VXU1, VX2
					1	----- 1174359	EDN2, EDS2, EDT6, ED2, EN2, HA2, LXQ4, LX2, PA2, PMT2, QAE2, QAG QAG2, QAR2, QA2, QTC2, QXB7, QXB9, QXC9, QXE4, QXQ4, QXU, RA2, RXQ4 SMX2, SXE4, SXQ4, SXU, VH12, VMT2, VTA2, VWS, VXB7, VXB9, VXQ4, WKD6 WKK2, WKT2, WKT4
		A	15510-ZE2-053	1	1174360 -----	EDN2, EDS2, EDT6, ED2, EN2, HA2, LXQ4, LX2, PA2, PMT2, QAE2, QAG QAG2, QAR2, QA2, QTC2, QXB7, QXB9, QXC9, QXE4, QXQ4, QXU, RA2, RXQ4 SMX2, SXE4, SXQ4, SXU, VH12, VMT2, VTA2, VWS, VXB7, VXB9, VXQ4, WKD6 WKK2, WKT2, WKT4

NOTE A:PART NO. CHANGE D:NEWLY PROVIDED E:PART NO.DELETION K:REQUIRED NO. CORRECTION L:APPLICATION SERIAL NO. CORRECTION
T:APPLICATION CORRECTION Z:REMARKS CHANGE



PARTS CATALOGUE NEWS

Honda Motor Co., Ltd. Service Division

PARTS CATALOGUE - CORRECTED

Printed in Japan

CODE NO.	BOOKLET TYPE	13Z5F601
	MICRO-FICHE	13Z5F6EA/FA
PARTS CATALOGUE NEWS	GX240U1	
NEWS NO.	029	

Block No.	Ref. No.	Note	Part No.	Description	Reqd. QTY	Serial No.	Parts catalogue code		
					GX 240 U1				
E-12	6		36100-ZF6-P81	SWITCH ASSY., ENGINE STOP	1	-----	VXU1, VX2		
					1	-----	1174498 HA2, HXQ4, LXQ4, LX2, PA2, PMT2, QAB2, QAG, QAG2, QA2, QTC2, QW24 QXB7, QXB9, QXC9, QXQ4, QXU, RA2, RTB2, RXQ4, SMX2, SXQ4, SXU, VA2 VDG2, VH12, VMT2, VTA2, VWC2, VXB7, VXB9, VXQ4, VXQ7, WKD6, WKK2 WKT2, WKT4		
		A	36100-ZF6-P82	1	1174499 -----	HA2, HXQ4, LXQ4, LX2, PA2, PMT2, QAB2, QAG, QAG2, QA2, QTC2, QW24 QXB7, QXB9, QXC9, QXQ4, QXU, RA2, RTB2, RXQ4, SMX2, SXQ4, SXU, VA2 VDG2, VH12, VMT2, VTA2, VWC2, VXB7, VXB9, VXQ4, VXQ7, WKD6, WKK2 WKT2, WKT4		
E-14	8	L	16100-ZE2-F01	CARBURETOR ASSY. (BE72C B) . . .	1	-----	1033892 EDN2, VMT2		
					1	-----	1035006 EDS2, EDS6, EDT6		
					1	-----	1037324 ED2		
					1	-----	1037325 EN2		
				L	16100-Z5F-F01	CARBURETOR ASSY. (BE72L A) . . .	1	-----	VWS
							1	1033893 -----	EDN2, VMT2
					1	1035007 -----	EDS2, EDS6, EDT6		

NOTE A:PART NO. CHANGE D:NEWLY PROVIDED E:PART NO. DELETION K:REQUIRED NO. CORRECTION L:APPLICATION SERIAL NO. CORRECTION
T:APPLICATION CORRECTION Z:REMARKS CHANGE

PARTS CATALOGUE NEWS

BOOKNo. : 13Z5F601

Block No.	Ref. No.	Note	Part No.	Description	Reqd. QTY	Serial No.		Parts catalogue code
					GX 240 U1			
					1	1037325	-----	ED2
					1	1037326	-----	EN2
	16		16230-ZE3-701	VALVE ASSY., SOLENOID	1	-----	-----	EDS6
					1	-----	1174424	EDN2, EDS2, EDT6, ED2, EN2, VMT2, VWS
	A		16230-ZE3-702	1	1174425	-----	EDN2, EDS2, EDT6, ED2, EN2, VMT2, VWS
E-23-1	11		35100-ZE2-842	SWITCH ASSY., COMBINATION (3A-CHARGE)	1	-----	1174567	QAE2
		A	35100-ZE2-843	1	1174568	-----	QAE2

NOTE A:PART NO. CHANGE D:NEWLY PROVIDED E:PART NO.DELETION K:REQUIRED NO. CORRECTION L:APPLICATION SERIAL NO. CORRECTION
T:APPLICATION CORRECTION Z:REMARKS CHANGE



PARTS CATALOGUE NEWS

Honda Motor Co., Ltd. Service Division

PARTS CATALOGUE - CORRECTED

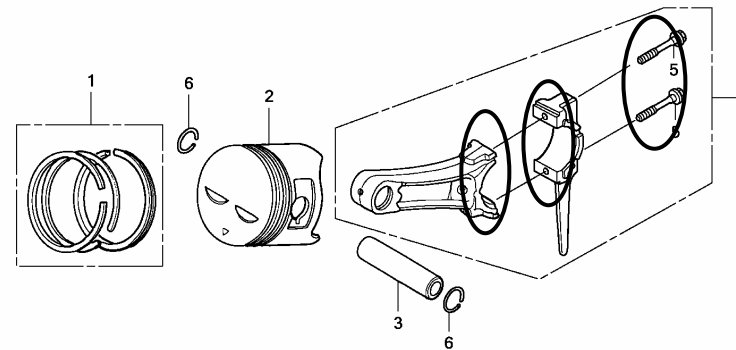
Printed in Japan

CODE NO.	BOOKLET TYPE	13Z5F601
	MICRO-FICHE	13Z5F6EA/FA
PARTS CATALOGUE NEWS	GX240U1	
NEWS NO.	030	

Block No.	Ref. No.	Note	Part No.	Description	Reqd. QTY GX 240 U1	Serial No.	Parts catalogue code
-----------	----------	------	----------	-------------	------------------------------	------------	----------------------

E-8 PISTON

ILLUSTRATION CORRECTED



Z5F0E0800A



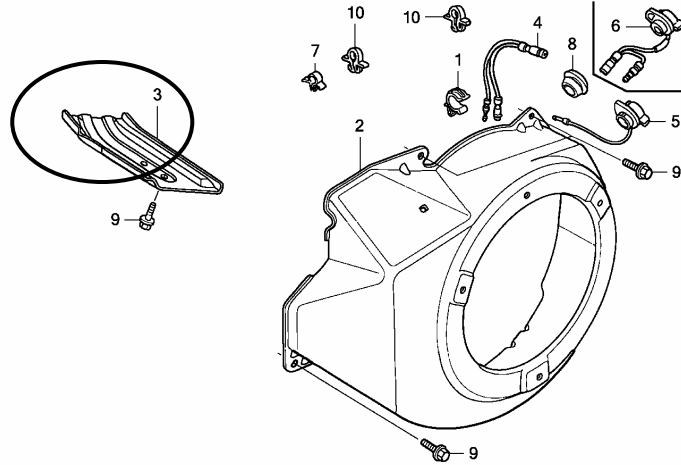
NOTE A:PART NO. CHANGE D:NEWLY PROVIDED E:PART NO.DELETION K:REQUIRED NO. CORRECTION L:APPLICATION SERIAL NO. CORRECTION
T:APPLICATION CORRECTION Z:REMARKS CHANGE

BOOKNo. : 13Z5F601

Block No.	Ref. No.	Note	Part No.	Description	Reqd. QTY GX 240 U1	Serial No.	Parts catalogue code
-----------	----------	------	----------	-------------	------------------------------	------------	----------------------

E-12 FAN COVER

ILLUSTRATION CORRECTED



Z5F0E1200A **FR.** →

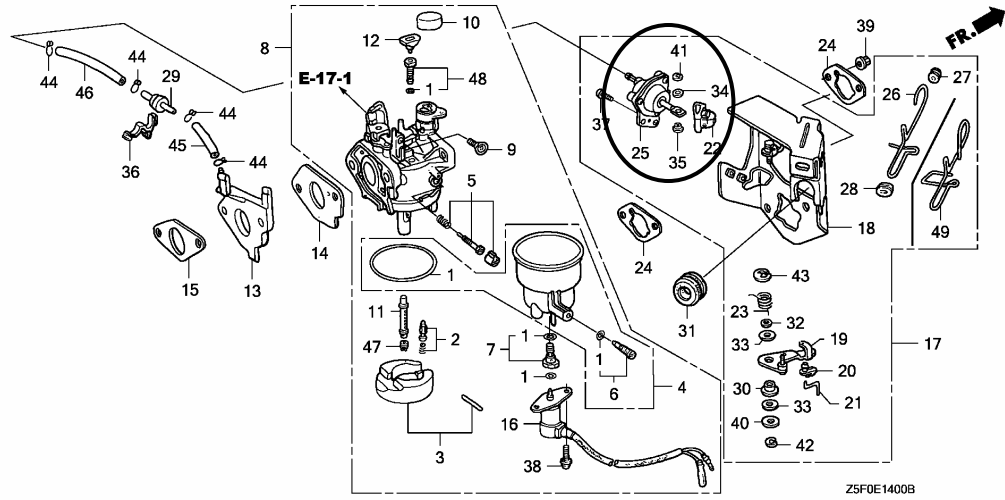
NOTE A:PART NO. CHANGE D:NEWLY PROVIDED E:PART NO.DELETION K:REQUIRED NO. CORRECTION L:APPLICATION SERIAL NO. CORRECTION
T:APPLICATION CORRECTION Z:REMARKS CHANGE

BOOKNo. : 13Z5F601

Block No.	Ref. No.	Note	Part No.	Description	Reqd. QTY	Serial No.	Parts catalogue code
					GX 240 U1		

E-14 CARBURETOR (1)

ILLUSTRATION CORRECTED



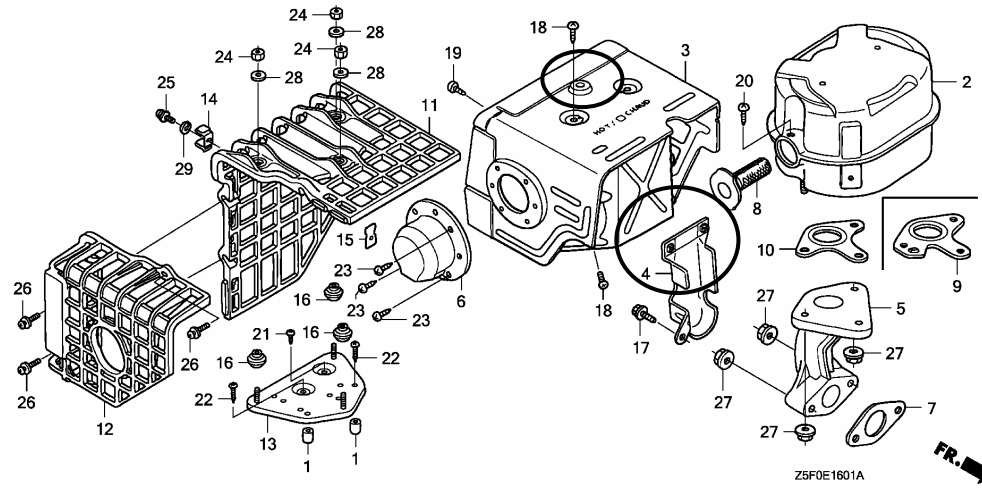
NOTE A:PART NO. CHANGE D:NEWLY PROVIDED E:PART NO.DELETION K:REQUIRED NO. CORRECTION L:APPLICATION SERIAL NO. CORRECTION
T:APPLICATION CORRECTION Z:REMARKS CHANGE

BOOKNo. : 13Z5F601

Block No.	Ref. No.	Note	Part No.	Description	Reqd. QTY GX 240 U1	Serial No.	Parts catalogue code
-----------	----------	------	----------	-------------	------------------------------	------------	----------------------

E-16-1 MUFFLER (2)

ILLUSTRATION CORRECTED



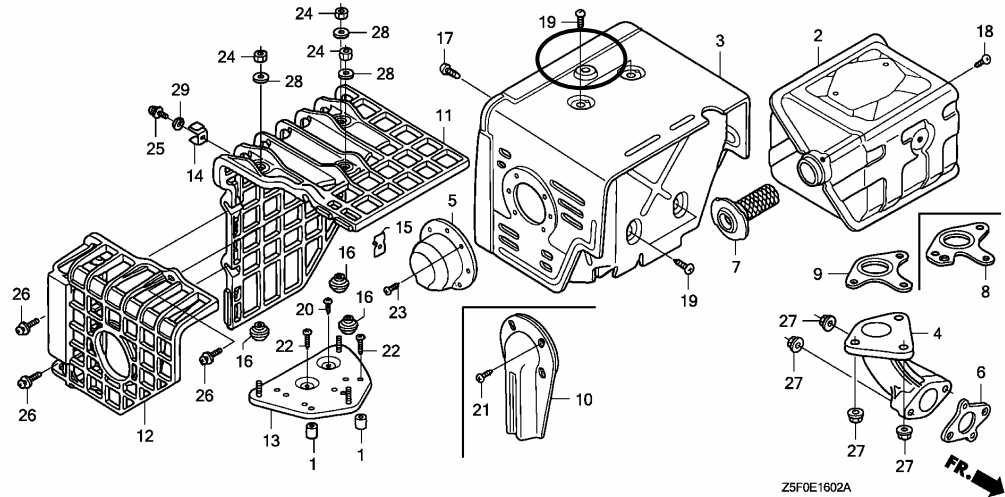
NOTE A:PART NO. CHANGE D:NEWLY PROVIDED E:PART NO.DELETION K:REQUIRED NO. CORRECTION L:APPLICATION SERIAL NO. CORRECTION
T:APPLICATION CORRECTION Z:REMARKS CHANGE

BOOKNo. : 13Z5F601

Block No.	Ref. No.	Note	Part No.	Description	Reqd. QTY GX 240 U1	Serial No.	Parts catalogue code
-----------	----------	------	----------	-------------	------------------------------	------------	----------------------

E-16-2 MUFFLER (3)

ILLUSTRATION CORRECTED



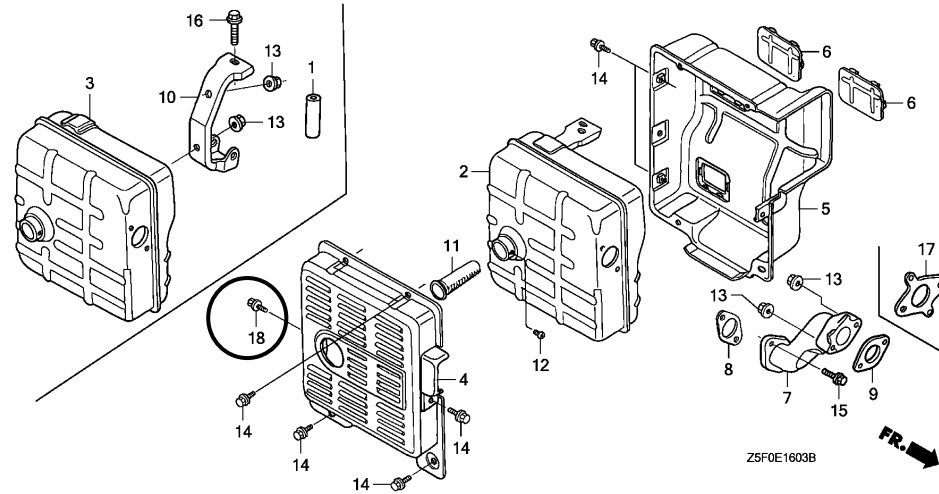
NOTE A:PART NO. CHANGE D:NEWLY PROVIDED E:PART NO.DELETION K:REQUIRED NO. CORRECTION L:APPLICATION SERIAL NO. CORRECTION
T:APPLICATION CORRECTION Z:REMARKS CHANGE

PARTS CATALOGUE NEWS

BOOKNo. : 13Z5F601

Block No.	Ref. No.	Note	Part No.	Description	Reqd. QTY	Serial No.	Parts catalogue code
					6X 240 U1		

E-16-3 MUFFLER (4)



E-16-3	14	K	95701-06010-00	BOLT, FLANGE, 6X10	7	-----	ED2, EN2
					7	-----	1186145 EDT6
					7	-----	1186146 EDT6
	18	D	95701-06010-00	BOLT, FLANGE, 6X10	1	-----	EDT6, ED2, EN2
					1	-----	1186145 EDS2, EDS6

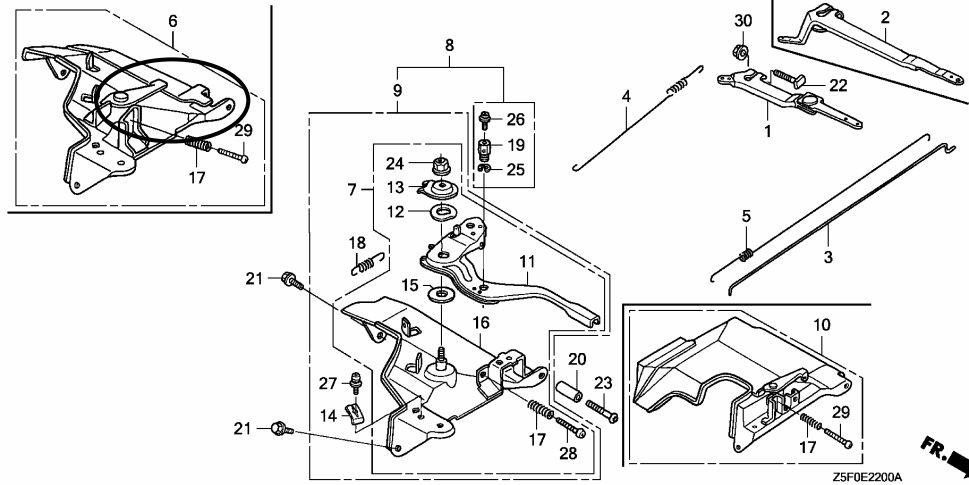
NOTE A:PART NO. CHANGE D:NEWLY PROVIDED E:PART NO.DELETION K:REQUIRED NO. CORRECTION L:APPLICATION SERIAL NO. CORRECTION
T:APPLICATION CORRECTION Z:REMARKS CHANGE

BOOKNo. : 13Z5F601

Block No.	Ref. No.	Note	Part No.	Description	Reqd. QTY GX 240 U1	Serial No.	Parts catalogue code
-----------	----------	------	----------	-------------	------------------------------	------------	----------------------

E-22 CONTROL

ILLUSTRATION CORRECTED



E-23-20	6		36160-ZB4-003	SOLENOID ASSY.	1	-----	EDS6
					1	----- 1180020	EDN2, EDT6, ED2, EN2, VMT2, VWS
		A	36160-ZB4-013	1	1180021 -----	EDN2, EDT6, ED2, EN2, VMT2, VWS

NOTE A:PART NO. CHANGE D:NEWLY PROVIDED E:PART NO. DELETION K:REQUIRED NO. CORRECTION L:APPLICATION SERIAL NO. CORRECTION
T:APPLICATION CORRECTION Z:REMARKS CHANGE



PARTS CATALOGUE NEWS

Honda Motor Co., Ltd. Service Division

PARTS CATALOGUE - CORRECTED

Printed in Japan

CODE NO.	BOOKLET TYPE	13Z5F601
	MICRO-FICHE	13Z5F6EA/FA
PARTS CATALOGUE NEWS	GX240U1	
NEWS NO.	031	

Block No.	Ref. No.	Note	Part No.	Description	Reqd. QTY	Serial No.	Parts catalogue code
					GX 240 U1		
E-23	5	L	31620-ZG5-013	RECTIFIER ASSY., REGULATOR (20A)	1	----- 1190316	QAR2
		D	31620-ZG5-033	1	1190317 -----	QAR2

NOTE A:PART NO. CHANGE D:NEWLY PROVIDED E:PART NO.DELETION K:REQUIRED NO. CORRECTION L:APPLICATION SERIAL NO. CORRECTION
T:APPLICATION CORRECTION Z:REMARKS CHANGE